

# CINCINNATI **BENGALS**



**2015 MEDIA GUIDE**



# CINCINNATI BENGALS

One Paul Brown Stadium, Cincinnati, Ohio 45202

Administrative Offices: (513) 621-3550 | FAX: (513) 621-3570

Bengals Ticket Hotline: (513) 621-8383 | Toll-free Ticket Hotline: (866) 621-8383

[www.bengals.com](http://www.bengals.com)

## 2015 SCHEDULE

### Preseason

DAY	DATE	OPPONENT	TIME
Fri.	Aug. 14	N.Y. GIANTS	7:30 p.m.
Mon.	Aug. 24	at Tampa Bay (ESPN)	8 p.m.
Sat.	Aug. 29	CHICAGO	7:30 p.m.
Thurs.	Sept. 3	at Indianapolis	7 p.m.

### Regular season

DAY	DATE	OPPONENT	TIME
Sun.	Sept. 13	at Oakland	4:25 p.m.
Sun.	Sept. 20	SAN DIEGO	1 p.m.
Sun.	Sept. 27	at Baltimore	1 p.m.
Sun.	Oct. 4	KANSAS CITY	1 p.m.
Sun.	Oct. 11	SEATTLE*	1 p.m.
Sun.	Oct. 18	at Buffalo*	1 p.m.
Sun.	Oct. 25	— BYE —	
Sun.	Nov. 1	at Pittsburgh*	1 p.m.
Thurs.	Nov. 5	CLEVELAND (NFL Network)	8:25 p.m.
Mon.	Nov. 16	HOUSTON (ESPN)	8:30 p.m.
Sun.	Nov. 22	at Arizona*	4:05 p.m.
Sun.	Nov. 29	ST. LOUIS*	1 p.m.
Sun.	Dec. 6	at Cleveland*	1 p.m.
Sun.	Dec. 13	PITTSBURGH*	1 p.m.
Sun.	Dec. 20	at San Francisco (NBC)*	8:30 p.m.
Mon.	Dec. 28	at Denver (ESPN)	8:30 p.m.
Sun.	Jan. 3	BALTIMORE*	1 p.m.

All times are Eastern.

An asterisk (\*) denotes a game subject to flexible scheduling.

# 2015 MEDIA GUIDE

## TABLE OF CONTENTS

INFORMATION FOR NEWS MEDIA	
Covering the Bengals .....	2
Bengals media .....	3
Bengals in the community .....	4
STAFF	
Team directory .....	5
Head Coach Marvin Lewis .....	6
Assistant coaches .....	7-16
PLAYERS	
Alphabetical roster .....	18
Numerical roster .....	19
Pronunciation guide .....	20
Player biographies (all are ordered alphabetically) .....	21-154
2014 REVIEW	
NFL standings .....	156
Regular-season statistics .....	157
Postseason statistics .....	158
Game-by-game team statistics .....	159
Best performances .....	160
Starting lineups .....	161
Regular-season participation chart .....	162
Postseason participation chart .....	163
Transactions (6-18-14 through 7-17-15) .....	164-165
Game summaries .....	166-174
Preseason statistics .....	175
Preseason participation chart .....	176
RECORDS	
Bengals regular-season individual records .....	178-183
Bengals regular-season team records .....	184-186
Opponents' regular-season individual records .....	187

*(NOTE: Postseason records can be found on pages 296-303 in the postseason portion of the team history section.)*

TEAM HISTORY	
Team chronology .....	190-201
All-time results .....	202-212
Regular season and postseason .....	202-207
Preseason .....	208-209
By opponent .....	209-212
Preseason vs. 2015 opponents .....	212
Coaching history .....	213-215
Head coaches .....	213
Assistant coaches .....	213
Year-by-year coaching staffs .....	214-215
Player history .....	216-226
All-time roster .....	216-219
Uniform numbers .....	219-222
Drafts .....	223-225
Alumni list .....	226
Statistics history .....	227-286
Year-by-year team statistics .....	227-273
Offense/defense — year-by-year team totals .....	274
Offense/defense — year-by-year team rankings .....	275
Year-by-year individual leaders .....	276-278
All-time individual statistics .....	279-282
Superlative performances .....	283-285
Last times .....	286
Longest plays .....	286
Miscellaneous history .....	287-295
Pro Bowl history .....	287
Hall of Fame history .....	288
Stadium history .....	289-290
Pro football history in Cincinnati .....	291
Miscellaneous facts and figures .....	292-295
Postseason history .....	296-327
Bengals postseason individual records .....	296-299
Bengals postseason team records .....	300
Opponents' postseason individual records .....	301-302
Opponents' postseason team records .....	303
All-time postseason statistics .....	304-305
Year-by-year postseason statistics .....	306-318
Postseason game summaries .....	319-327

*The Cincinnati Bengals 2015 media guide is published by The Cincinnati Bengals, Inc. (copyright © 2015). It was prepared by the Bengals' Public Relations department — Jack Brennan, PJ Combs and Inky Moore — with editorial and production assistance provided by Pat Martin and Brent Langhorne. Research and statistical assistance provided by Elias Sports Bureau. Design, typography and layout by PJ Combs. Photography by Greg Rust and Associated Press. Cover photograph by Associated Press. Printing by BPT Communication Solutions, Cincinnati, Ohio.*

*Permission to use and/or reprint information from this media guide is granted to news reporters/organizations for the purpose of journalistic news coverage of The Cincinnati Bengals. Any other person or organization wishing to use and/or reprint information from this media guide for any reason must obtain written permission from The Cincinnati Bengals.*

*All information in this media guide is accurate through July 22, 2015.*

**THIS PAGE HAS BEEN REMOVED**

# BENGALS MEDIA

## TEAM TALENT



Dan Hoard



Geoff Hobson



Brad Johansen



Dave Lapham



Anthony Munoz



Mike Valpredo

## INTERNET

The Cincinnati Bengals' official Web site ([www.bengals.com](http://www.bengals.com)) offers a variety of features, including up-to-the-down live coverage of every game, complete with news and analysis. During the season, the site provides breaking news, daily team updates and extensive multimedia offerings, including weekly news conferences as well as one-on-one video interviews with players and coaches throughout the week and following each game.

Geoff Hobson, former Bengals beat reporter for both The Cincinnati Post and The Cincinnati Enquirer, is the Web site editor. Also on [www.bengals.com](http://www.bengals.com) are the club's roster, depth chart, biographies of coaches and players, as well as information regarding tickets, cheerleaders and Paul Brown Stadium.

Fans and media also may follow the Cincinnati Bengals on Facebook ([www.facebook.com/bengals](http://www.facebook.com/bengals)) and Twitter (@bengals).

## RADIO NETWORK

Games will be aired this season on the Bengals Radio Network, led by three flagship stations in the Cincinnati market. All games will be carried by Cincinnati's WCKY-AM (ESPN 1530) and WEBN-FM (102.7). Once the Major League Baseball season is over, games also will be aired on WLW-AM (700).

Dan Hoard, a former sports director and broadcaster on WXIX-TV (FOX 19) in Cincinnati, is in his fifth season as the radio play-by-play voice. He also is the radio voice of University of Cincinnati football and basketball, and he has prior experience as the play-by-play voice on Bengals preseason TV.

Dave Lapham, a Bengals offensive lineman from 1974-83, is in his 30th consecutive season as the analyst on the team's radio broadcasts. He also is an analyst for Big 12 college games on TV's FOX Sports Net. In past years, he broadcast NFL games for NBC-TV and FOX-TV, and he worked the NFL Europe League's World Bowl game for Sporting News Radio.

As of July 22, the Bengals Radio Network included the following stations:

OHIO		
CITY	STATION	FREQUENCY
Athens.....	WATH-AM	970
Canton.....	WTIG-AM	990
Celina.....	WCSM-FM	96.7
Chillicothe.....	WBEX-AM	1490
Cincinnati.....	WCKY-AM	1530
	WEBN-FM	102.7
	WLW-AM	700
Columbus.....	WBWR-FM	105.7
Dayton.....	WTUE-FM	104.7
Findlay.....	WBVI-FM	96.7
Hillsboro.....	WSRW-AM	1590
Lancaster.....	WLOH-AM	1320
Lima.....	WIMA-AM	1150
Logan.....	WLGN-AM	1510
Marietta.....	WMOA-AM	1490

Marion.....	WMRM-AM	1490
Marysville.....	WQTT-AM	1270
Middleport.....	WMPO-AM	1390
	WMPO-FM	103.7
Mt. Vernon.....	WMVO-AM	1300
Newark.....	WCLT-AM	1430
	WCLT-FM	100.3
Piqua.....	WPTW-AM	1570
	WPTW-FM	98.1
Portsmouth.....	WIOI-AM	1010
Washington CH.....	WCHO-FM	105.5
Zanesville.....	WHIZ-AM	1240

### KENTUCKY

Ashland.....	WCMI-AM	1340
Cynthiana.....	WCYN-FM	102.3
Lexington.....	WBVX-FM	92.1
Louisville.....	WKRD-AM	790
Manchester.....	WWXL-AM	1450
Paintsville.....	WKYH-AM	600
Somerset.....	WTLO-AM	1480

### INDIANA

Batesville.....	WRBI-FM	103.9
Vevay.....	WKID-FM	95.9
Washington.....	WAMW-FM	107.9

### WEST VIRGINIA

Charleston.....	WJYP-AM	1300
	WMON-AM	1340
Huntington.....	WRVC-AM	930
Ravenswood.....	WMOV-AM	1360

## PRESEASON TELEVISION

Brad Johansen and Anthony Munoz team up in the broadcast booth for this season's games on the Bengals Preseason TV Network. Johansen is the play-by-play announcer, and Munoz is the color analyst. Mike Valpredo is the sideline reporter.

For the 27th time in the past 28 years, Cincinnati's WKRC-TV (CBS Channel 12) is the flagship station of the network. Also on the network are WKEF-TV (ABC Ch. 22) in Dayton, Ohio; WSYX-TV (ABC Ch. 6) in Columbus, Ohio;

WLIO-TV (FOX Ch. 8.2) in Lima, Ohio; WDKY-TV (FOX Ch. 56) in Lexington, Ky.; and WDRB-TV (FOX Ch. 41) in Louisville, Ky.

Johansen is news anchor at Cincinnati's WKRC-TV and is in his fifth season in the preseason play-by-play role. He has previously served as play-by-play voice on Bengals radio. Munoz, the Bengals' Hall of Fame offensive tackle, is in his 18th season as preseason analyst. Valpredo has worked as a sports anchor in Columbus, Ohio. He is in his 11th season in the sideline reporter role.

## WEEKLY TELEVISION SHOW

The Bengals produce a weekly television show — Bengals Weekly with Marvin Lewis, hosted by Dan Hoard and Dave Lapham — that will air every Sunday morning during the 2015 NFL regular season at 11:30 a.m. on

WKRC-TV (Channel 12) in Cincinnati.

The show also will air on Sundays at 11:30 a.m. on WRGT-TV (FOX Ch. 45) in Dayton and at 2:30 a.m. on WTTE-TV (FOX Ch. 28) in Columbus.

Sports teams and their hometowns are inextricably woven together, and sports towns expect their teams to be active in the community.

The Bengals are keenly aware of this responsibility, and the club generates more than \$1 million each year for the community. This includes direct Bengals corporate contributions, NFL Charities, and other efforts with business partners.

Last year was a particularly exceptional one in this area, however. The total generated was more than \$2.3 million, because in addition to the club's usual annual activities, more than \$1.3 million was raised for pediatric cancer research at Cincinnati Children's Hospital Medical Center. The money came through sales of the No. 75 jersey of DT Devon Still, who touched hearts across the nation with his openness about the cancer struggle of his daughter, Leah. A total of 14,945 jerseys were ordered, and the Bengals absorbed the production costs of the first 10,000 — a team cost of approximately \$500,000 — allowing the full sale price of \$100 each to go to Cincinnati Children's. On the sales in excess of 10,000, Cincinnati Children's benefitted minus the production cost, with no profit to the Bengals.

In terms of direct financial giving, the Bengals have donated more than \$2.5 million to charity over the past five years. In terms of "how" the Club operates its philanthropy, the answer is that the Club has chosen to quietly "cast a broad net" and has chosen to support many charities already doing great work in Cincinnati.

Rather than create a new charitable entity, the Bengals have chosen to fit into the existing fabric of the area.

"That's just the way it grew over the years," said Bengals president Mike Brown. "We believe it's a good way. We have chosen not to create another level of infrastructure, running funds through a team-controlled third party, but rather to steer those funds directly to agencies we trust to do a great job."

Examples include:

- United Way of Greater Cincinnati
- Cincinnati Children's Hospital Medical Center
- Marvin Lewis Community Fund
- National Underground Railroad Freedom Center
- Cincinnati Parks Foundation
- Working in Neighborhoods
- Cincinnati Art Museum/ArtsWave
- Athletes in Action
- Boys & Girls Clubs
- Downtown Cincinnati, Inc.
- Catholic Inner-City Schools Education Fund
- Cincinnati Zoo
- YMCA
- Local high school football programs every year through the annual Paul Brown Excellence In Coaching Award grant (Tim Goodwin of Marion High School in Maria Stein, Ohio received the award in 2014).
- Salvation Army
- Tri-State Warbird Museum

United Way heads the list above, due to its own "broad net" of community involvement.

"The Bengals have been strong partners with United Way of Greater Cincinnati for many years," said Rob Reifsnnyder, the organization's president. "This support is through initiatives that come as a result of the decades-old NFL-United Way national partnership, and also through the team's financial aid, with efforts such as the sports team license plates that the Bengals initiated. We are very appreciative of the Bengals' involvement."

In the case of the highly successful Marvin Lewis Community Fund, team personnel work extensively with MLCF staff, and the team contributes vital resources in both cash contributions and facility use.

"Without the support of Bengals ownership, we simply could not do all the things we do," said Lewis. "We launched the MLCF with assurance from the team that it was 'all-in' with our mission, and the results have been all that we had hoped for and more. Our staff and the Bengals staff have made a great team, a winning team for the community."

Since its inception in 2003, the MLCF has raised more than \$9.8 million, benefitting various causes and touching the lives of more than 560,000 individuals. In 2014, 92 cents of every dollar raised was reinvested in the community.

The Bengals participate in the NFL's youth field development program and have donated more than \$1.4 million to local high schools for football fields.

In partnership with the team concessionaire, Aramark, the Bengals have developed a program in which local charities can work concession stands at home games and receive part of the profit. In total, local charities receive over \$500,000 annually in donations to use with their missions.

The Bengals also partner with key local not-for-profits to generate tremendous support for those organizations by hosting and sponsoring events, such as:

- The "Taste of the NFL" program in partnership with the Freestore Foodbank raises more than \$100,000 annually and provided over 400,000 meals in the area last year. For the last 16 years, the Bengals have worked with the Freestore Foodbank to collect canned goods every fall — thousands of pounds of food and thousands of dollars are contributed annually through this effort. The canned food drive is held each year at a Bengals home game, and last year's drive collected 6300 pounds of food and an additional \$17,000 in cash donations.

"The Bengals are one of our largest partners," said Kurt Reiber, president of the Freestore Foodbank, "and the team's support allows us to reach a great spectrum of potential donors we otherwise would not reach. We always have a great response from the Bengals and their fans. Our Taste of the NFL event is one of our largest single-day fundraisers."

- The Bengals partner with the Hoxworth Blood Center and host one of the area's largest and most successful blood drives every year at Paul Brown Stadium.

- For many years, the Bengals have sponsored and hosted the Queen City Chess Tournament at Paul Brown Stadium to support inner city outreach efforts in partnership with ProScan and the Cris Collinsworth Foundation.

- The Bengals were a prime mover in developing Ohio's team-branded license plate program, working with state officials. Through this program the Bengals have directed hundreds of thousands of dollars in new funding to the United Way and the Greater Cincinnati Sports Corporation.

- At home games, the Bengals create a platform for fans to support the Salvation Army — into which the Bengals donate thousands each year.

- For the past 17 years, the Bengals have partnered with the U.S. Marine Corps Reserves for the "Toys for Tots" program, and over the years, this program has collected more than 43,000 donated toys and has also collected \$275,000 in cash donations, used to purchase additional toys.

- A league-wide Coach of the Week program that is designed to give the recognition that high school football coaches deserve for molding the lives of young adults. Each winner's school receives a \$1000 donation to the school's football program.

- Bengals players have enthusiastically supported the NFL's Play 60 program that encourages kids to enjoy at least 60 minutes of vigorous outdoor activity per day, and also to adopt a proper diet. Some Bengals players have reached the 15-20 range in number of school visits.

Beyond what the team and Coach Lewis does, there are substantial efforts undertaken by players, assistant coaches, and alumni to give back to the community.

These range from the long-established Anthony Munoz Foundation to the recently formed Andy & Jordan Dalton Foundation. Another stalwart in community work is Doug Pelfrey's Kicks for Kids.

Foundations have also been established by a number of other current players. The list includes Giovanni Bernard, Carlos Dunlap, Leon Hall, A.J. Hawk, Josh Johnson, Michael Johnson, Domata Peko, Andre Smith and Andrew Whitworth. These player efforts provide meaningful help to many areas of need in our community.

The Bengals participate in Hometown Huddle, an NFL/United Way program under which teams select a day each year for hands-on work with a community improvement project. Last year, Bengals players, coaches and staff contributed to numerous improvements — including a play structure, walking path and refurbished soccer field — at the Boys & Girls Club in Covington, Ky.

Also, the team's player relations department coordinates visits by players year-round to schools, hospitals and other community sites. The team has averaged 250-300 individual player appearances per year.

The list of charities touched by the Bengals numbers more than 100, and it would be hard for fans not have their lives touched by an organization supported by the Bengals. Every level of the organization — from players to owners to coaches to staff — is involved in the effort.

# TEAM DIRECTORY

2015

## ADMINISTRATION

**President**  
Mike Brown  
**Senior Vice President — Player Personnel**  
Pete Brown  
**Executive Vice President**  
Katie Blackburn  
**Vice President — Player Personnel**  
Paul Brown  
**Vice President**  
Troy Blackburn  
**Administration Assistant**  
Jan Sutton

## BUSINESS AFFAIRS

**Business Manager**  
Bill Connelly  
**Director of Business Development**  
Bob Bedinghaus  
**Director of Security**  
Rusty Guy  
**Business Assistant**  
Kelly Masters  
**Receptionist**  
Anna Ayers

## FINANCE

**Chief Financial Officer**  
Bill Scanlon  
**Controller**  
Johanna Kappner  
**Accounting Manager**  
Keith Theissen  
**Staff Accountant**  
Dave Tracy

## SALES/MARKETING/BROADCASTING

**Vice President — Chief Marketing Officer**  
Brian Sells  
**Assistant Director of Corporate Sales**  
Ryan Holmes  
**Senior Corporate Sales Managers**  
Pat Nieser, Tom Severino, Matt Sikich  
**Client Services Manager**  
Jamie Berkley  
**Corporate Sales Coordinators**  
Madison Fennell, Kristen Ridener, Julianne Smith

## TICKETS

**Director of Ticket Operations**  
Tim Kelly  
**Manager of Premium Seating Sales**  
Mark Bloom  
**Premium Seating Account Executives**  
Jamie Hinde, Bob Holmes, Sam Morgan  
**Premium Seating Services Manager**  
Alex Simons  
**Manager of Reserve Ticket Sales**  
J.T. Torbeck  
**Ticket Sales Executives**  
James Hermann, Kostas Koyfis, Bob Mullen  
**Director of Sales Analytics**  
Andrew Brown  
**Ticket Operations**  
Alphonse DePalma, Barry Katz, Erin Magness

## MERCHANDISE

**Merchandise Manager**  
Monty Montague  
**Pro Shop Manager**  
Steve Wolf  
**Warehouse Manager**  
Ron Runk

## PAUL BROWN STADIUM

**Managing Director**  
Eric Brown  
**JungleVision Producer**  
Scott Simpson  
**Private Events Manager**  
Rachel Geiger

## TECHNOLOGY

**Directors of Technology**  
Michael Kayes, Jo Ann Ralstin  
**Manager of Website and Graphic Design**  
Darius Howard  
**Manager of New Digital Production and Social Media**  
Steven Hudry

## COMMUNICATIONS

**Public Relations Director**  
Jack Brennan  
**Assistant Public Relations Director**  
PJ Combs  
**Public Relations Assistant**  
Inky Moore  
**Bengals.com Editor**  
Geoff Hobson

## PLAYER PERSONNEL

**Director of Player Personnel**  
Duke Tobin  
**Scouts**  
Mike Potts, Steven Radicevic, Greg Seamon, Bill Tobin  
**Scouting Consultant**  
John Cooper  
**Personnel Assistant**  
Debbie LaRocco

## FOOTBALL STAFF

**Director of Player Relations**  
Eric Ball  
**Head Certified Athletic Trainer**  
Paul Sparling  
**Director of Rehabilitation/Assistant Certified Athletic Trainer**  
Nick Cosgray  
**Assistant Certified Athletic Trainers**  
Keith Justice, Dan Willen  
**Equipment Manager**  
Jeff Brickner  
**Assistant Equipment Manager**  
Adam Knollman  
**Video Director**  
Travis Brammer  
**Assistant Video Director**  
Kent Stearman  
**Video Assistant**  
Alex Meisch  
**Assistants to the Coaching Staff**  
Jamie Janette, Sandy Schick

## COACHING STAFF

**Head Coach**  
Marvin Lewis  
————— ASSISTANTS —————  
**Assistant Head Coach/Offensive Line**  
Paul Alexander  
**Offensive Quality Control/Assistant Offensive Line**  
Brian Braswell  
**Linebackers**  
Matt Burke  
**Defensive Backs**  
Mark Carrier  
**Running backs**  
Kyle Caskey  
**Offensive Quality Control/Special Teams Assistant**  
Brayden Coombs  
**Assistant Strength and Conditioning**  
Jeff Friday  
**Defensive Coordinator**  
Paul Guenther  
**Defensive Line**  
Jay Hayes  
**Tight Ends**  
Jonathan Hayes  
**Offensive Coordinator**  
Hue Jackson  
**Defensive backs**  
Vance Joseph  
**Defensive Assistant/Quality Control**  
Marcus Lewis  
**Assistant Linebackers/Quality Control**  
David Lippincott  
**Defensive Quality Control/Special Teams Assistant**  
Robert Livingston  
**Strength and Conditioning**  
Chip Morton  
**Special Teams Coordinator**  
Darrin Simmons  
**Wide Receivers**  
James Urban  
**Quarterbacks**  
Ken Zampese

## TEAM SUPPORT

**Head Team Physician**  
Marc T. Galloway  
**Team Physicians**  
Kevin Reilly, Ed Jung, Matthew Busam, Gerard Kortekamp  
**Athletic Training Fellow**  
Bryan Tran  
**Strength and Conditioning Fellow**  
Jamey Mroz  
**Coaching Consultant**  
Jim McNally  
**Football IT Consultant**  
Geoff Smith  
**Cheerleader Coordinator**  
Charlotte Simons  
**JungleVision**  
David Ashbrock, Tony Giordullo, Russ Jenisch, Kent Weaver  
**Stadium Public Address Announcers**  
Tom Kinder Jr., Bob Kinder  
**Game Program/Game Statistics**  
Jon Braude  
**Public Relations**  
Brent Langhorne, Pat Martin  
**Photographer**  
Greg Rust  
**Press Box Public Address Announcer**  
John Olberding

## COACHING STAFF

### MARVIN LEWIS HEAD COACH



Marvin Lewis in 2015 extends his Bengals-record head coaching tenure to 13 seasons. He has led his team to the postseason in five of the last six years, including four straight. The Bengals are one of only four NFL teams to reach the playoffs every year from 2011-14, and they are one of only five teams to have qualified in at least five of the last six seasons.

In total, Lewis has coached six Bengals playoff teams, also a franchise record. Paul Brown is second in the category, with three. On April 22, 2015, the Bengals and Lewis reached agreement on a one-year contract

extension, running through 2016.

"We have worked together with Marvin for many years, things are going well for the team, and Marvin deserves credit for that," said Bengals president Mike Brown. "The extension reflects our confidence in him and how things look to us as we move forward. We are happy to have reached this agreement."

"I appreciate the commitment by management to the direction of our team," Lewis said. "It's gratifying to our coaching staff and to me personally. The stakes get higher each and every year, and I'm excited to continue our pursuit of greatness and to be World Champions."

Lewis opens the 2015 season with 100 career victories, the most in Bengals history by a margin of 36 over Sam Wyche (64). Lewis' record is 100-90-2 in the regular season and 100-96-2 including postseason. The Bengals' 31 victories over the last three regular seasons rank tied for fifth in the NFL for that span.

The Bengals head coaches with the second-most years in the position have been Paul Brown (1968-75) and Wyche (1984-91), each with eight seasons.

The 2015 Bengals posted a 10-5-1 record, good for a Wild Card playoff spot. But they lost 26-10 at Indianapolis in the first round of the playoffs.

"We're proud of being consistently in the postseason, but we are on a quest to be better at everything we do, because last year was not good enough," Lewis says. "We've got to have a sense of new direction. We've signaled that with a major revamping of our team space (at Paul Brown Stadium). There's a message in that for all of us. We continue to tweak things to try to be better. We've got to get better in every area, and it starts at the top. It's my responsibility."

Lewis ranks second in the NFL in longest current tenure with one team, trailing only Bill Belichick, who is in his 16th straight season with New England. In the category of most seasons as head coach with one or more teams, Lewis in 2015 ranks sixth among active coaches, behind Belichick (21st season in '15), Jeff Fisher (21), Tom Coughlin (20), Andy Reid (17) and John Fox (14).

Lewis got a rare coaching-tree compliment after the 2013 season when his offensive and defensive coordinators, Jay Gruden and Mike Zimmer, both moved

on to head coaching jobs. Gruden was hired by Washington and Zimmer by Minnesota. The Bengals quickly filled the vacancies from within Lewis' deep staff, promoting former Raiders head coach Hue Jackson to offensive coordinator and Zimmer protégé Paul Guenther to the defensive coordinator position. Jackson and Guenther are in their second years as Bengals coordinators in 2015.

Lewis was the consensus choice as NFL Coach of the Year in 2009, when the Bengals won the AFC North Division while sweeping all six division games. The Bengals were AFC North champions under Lewis also in 2005 and '13.

Named the ninth head coach in Bengals history on Jan. 14, 2003, Lewis started quickly. His '03 club finished 8-8, six games better than the '02 club, good for the biggest improvement in the NFL.

Lewis came to the Bengals with credentials as a record-setting NFL defensive coordinator, having played a huge role in a championship season. His six seasons (1996-2001) as Baltimore Ravens coordinator included a Super Bowl victory in 2000, when his defense set the NFL record for fewest points

allowed in a 16-game campaign (165). That team clipped 22 points off the previous mark. The 2000 Ravens are always an entry in discussions regarding the best NFL defensive units of all time.

In 2002, the season before he joined the Bengals, Lewis led the Washington Redskins to a No. 5 NFL defensive ranking, serving as assistant head coach as well as defensive coordinator.

He had his first NFL assignment from 1992-95, as linebackers coach for the Pittsburgh Steelers. He aided the development of four Pro Bowl players — Kevin Greene, Chad Brown, Levon Kirkland and Greg Lloyd.

Lewis began his coaching career as linebackers coach at his alma mater Idaho State from 1981-84. ISU's team (also nicknamed the Bengals) finished 12-1 in Lewis' first season there and won the NCAA Division 1-AA championship.

Lewis played LB at Idaho State, earning All-Big Sky Conference honors for three consecutive years (1978-80). He also saw action at quarterback and free safety during his college career. He received his bachelor's degree in physical education from Idaho State in 1981, and earned his master's in athletic administration in '82. He was inducted into Idaho State's Hall of Fame in 2001.

Born Sept. 23, 1958, Lewis attended Fort Cherry High School in McDonald, Pa. (near Pittsburgh), where he was an all-conference quarterback and safety. He also earned high school letters in wrestling and baseball. He and his wife, Peggy, have a daughter, Whitney, and a

son, Marcus. Marcus Lewis joined the Bengals' coaching staff for 2014 and remains on the staff for '15.

**Playing and coaching history:** 1978-80—Played linebacker, quarterback and safety, Idaho State. 1981-84—Assistant coach (AC), Idaho State. 1985-86—AC, Long Beach State. 1987-89—AC, New Mexico. 1990-91—AC, University of Pittsburgh. 1992-95—AC, Pittsburgh Steelers. 1996-2001—Defensive coordinator, Baltimore Ravens. 2002—Assistant head coach/defensive coordinator, Washington Redskins. 2003-present—Head coach, Cincinnati Bengals.





**PAUL ALEXANDER**  
**ASSISTANT HEAD COACH/  
OFFENSIVE LINE**



Paul Alexander is in his 21st straight season as Bengals offensive line coach, and he is also the team's assistant head coach, having added that designation in 2003, when Marvin Lewis took over as head coach. He has 22 seasons overall with Cincinnati, having opened his tenure with one season as tight ends coach. His 22 seasons as a position coach are second-most in Bengals history, behind only Jim Anderson, who logged 29 seasons (1984-2012) as running backs coach.

Alexander's 2014 line led a pass protection effort that ranked third in the NFL in fewest sacks allowed (23) as the Bengals reached the playoffs a fourth straight season. Cincinnati also ranked third in least sack yardage allowed (130), and the line helped power a rushing game that averaged 4.4 yards per carry, the Bengals' best figure since 2000.

The line adjusted well in the face of injuries. ROT Andre Smith was lost for the season with a triceps tear on Nov. 23 at Houston, and starting RG Kevin Zeitler was in and out of the lineup due to calf problems. Alexander's lineup shuffles included two weeks with starting LG Clint Boling moving to ROT. The Bengals had four different starters at ROT on the year.

The Bengals have been in the NFL's top 10 in fewest sacks allowed in four of the last five seasons, and twice previous to that, Alexander's lines led the team to franchise records for fewest sacks allowed. Cincinnati posted a new best in the division championship season of 2005 with 21 sacks allowed, and that mark was bettered in 2007, with only 17 sacks surrendered.

Alexander lines have supported a 1000-yard individual rushing season 14 times, including 1124 yards (with a 5.1 per-carry average) for rookie Jeremy Hill last season. Other Bengals backs to post 1000-yard years behind an Alexander line have been Corey Dillon (six times), Rudi Johnson (three times), Cedric Benson (three times) and BenJarvus Green-Ellis (once).

The Bengals ranked sixth in the NFL in 2014 in rushing yards per game (134.2), as the line meshed well with the power-running Hill and also with a shifty, smaller HB in second-year pro Giovani Bernard (680 rushing yards despite missing three games with injuries). Cincinnati's offensive rushing ranking was its highest since a second-place finish in 2000.

Alexander is the only current Bengals assistant whose tenure with the team predates Marvin Lewis. On Oct. 22, 2000, Alexander's line shared the glory of a 278-yard rushing game by Corey Dillon vs. Denver. It was an NFL record at the time, and it still stands fourth in league annals entering the 2014 season. The Bengals' 407 total rushing yards in that game ranks as the fifth-highest single-game total in NFL history, and as the most rushing yards in 62 years. The last team to top it was the N.Y. Giants, who gained 423 against Baltimore in 1950.

Alexander began his NFL coaching career in 1992 as tight ends coach of the N.Y. Jets, under head coach Bruce Coslet. In the college ranks, he coached under Joe Paterno at Penn State and Bo Schembechler at Michigan.

Alexander's birthdate is Feb. 12, 1960. He's a native of Rochester, N.Y., where he attended Cardinal Mooney High School. He played football and was an Academic All-American at Cortland State (N.Y.), and he holds a master's degree in exercise physiology from Penn State. In 2012, he was inducted into the Cortland State Athletic Hall of Fame. Off the field, he is actively involved with the Boy Scouts and high school linemen camps.

Alexander is also a pianist, and in 2011 he authored a well-received book — "Perform" — linking the mentality and training techniques of top athletes and musicians.

Paul and his wife, Kathy, have three daughters — Mary Beth, Carolyn and Emily.

**Playing and coaching history: 1979-81—**Played offensive tackle, Cortland State. **1983-84—**Graduate assistant, Penn State. **1985-86—**Graduate assistant, Michigan. **1987-91—**Assistant coach (AC), Central Michigan. **1992-93—**AC, N.Y. Jets. **1994-2002—**AC, Cincinnati Bengals. **2003-present—**Assistant head coach/offensive line coach, Bengals.

**BRIAN BRASWELL**  
**OFFENSIVE QUALITY CONTROL/  
ASSISTANT OFFENSIVE LINE**



Brian Braswell is in his second season with the Bengals, with a 2015 role as Offensive Quality Control/Assistant Offensive Line. He works closely with Assistant Head Coach/Offensive Line coach Paul Alexander, both on the practice field and in meetings, and he also handles other game preparation duties alongside offensive coordinator Hue Jackson.

Braswell in 2014 helped direct the offensive line to a pass protection effort that ranked third in the NFL in fewest sacks allowed (23). Cincinnati also ranked third in least sack yardage allowed (130), and the line helped power a rushing game that averaged 4.4 yards per carry, the Bengals' best figure since 2000.

Braswell coached from 2005-13 at Morehouse College, an NCAA Division II school in Atlanta, Ga. From 2008-13, he served as offensive line coach and run game coordinator. He also coached the field goal and extra point teams, and he developed and installed strength programs for athletes at the school.

Braswell has two prior NFL stints on his resume, having done spring/summer work with the Pittsburgh Steelers in 2010 and the Bengals in 2013, both times as part of the NFL's Bill Walsh Minority Internship coaching program.

"Brian is an energetic guy who finds ways to contribute," said Bengals head coach Marvin Lewis. "He had a good first year on our staff and we'll be looking for even more from him this year."

Under Braswell's direction, Morehouse's rushing game finished second in NCAA Division II in net yards in 2013, and the line led pass protection that gave up the fewest sacks in the Southern Intercollegiate Athletic Conference.

Morehouse RB David Carter closed his career in 2012 with a school record for career TDs. Carter set the school's individual rushing yards record in 2010 and re-set the mark in '12.

Braswell is from College Park, Ga., in Greater Atlanta. He played center and tackle at Hampton (Va.) University. He earned a management degree from Hampton and is working on a master's degree in special education. His wife, Sarah, hails from Sterling, Va.

**Playing and coaching history: 2000-04—**Played center and offensive tackle, Hampton. **2005-13—**Assistant coach (AC), Morehouse College. **2014-present—**AC, Cincinnati Bengals.

**MATT BURKE**  
**LINEBACKERS**



Matt Burke is in his second season as Bengals linebackers coach. He's in his 12th year in the NFL, including five years as Detroit Lions LBs coach prior to joining Cincinnati.

Burke's first Bengals season did not afford him much chance to employ 2013 season Pro Bowler Vontaze Burfict, who missed most of the year due to injuries. But Burke had fourth-year pro Vincent Rey ready to turn in an excellent season as Burfict's replacement. Also at LB last season, Burke helped third-year player Emmanuel Lamur move smoothly into a starting position vacated by the departure of veteran James Harrison. Rey led the team in tackles (121). Lamur finished third in tackles (90) and added two interceptions among a passes-defensed total (seven) that led the front seven.

Last year's defense also had to deal with a four-game injury absence for MLB Rey Mauluga, and the unit missed his physical presence. But with Mauluga back for the final seven games, the Bengals yielded only 82.0 rushing yards per contest over that span, second-best in the NFL.

In 2013, Burke helped lead a Lions defense that ranked sixth in the NFL against the run. He was instrumental in the development of LBs Stephen Tulloch and DeAndre Levy at Detroit. Both players joined the Lions during his tenure.

Levy in 2013 tied for second in the NFL in INTs (six), becoming only the third LB in Lions history with six or more and the first since Joe Schmidt in 1958.

The 2013 Lions defense led the NFL in lowest opponent third-down conversion rate (30.3 percent, 64-of-211) and finished second in lowest red-zone TD percentage (38.1). Detroit had a streak last season of 37 consecutive quarters without allowing a rushing TD, breaking a club record of 35 that had stood since 1934. The Lions also became the first NFL team since 1933 to allow 62 or fewer rushing yards in six straight games with no rushing TDs allowed.

"We were fortunate to get a coach of Matt's quality and experience to move into this spot last year," said Bengals head coach Marvin Lewis, "and the play of the linebacker unit bore that out. Matt came up under the system of Jim Schwartz, starting with Jim at Tennessee (Titans) and then moving on when Jim got the head coaching job at Detroit. He was one of Jim's hand-picked guys, and I think most people know how much I respect Jim as a friend and colleague."

Prior to joining the Lions, Burke spent five seasons on the Titans coaching staff, working as an administrative assistant and defensive assistant. He was a defensive assistant working primarily with linebackers when the Titans posted an NFL-best 13-3 record in 2008.

Burke coached three seasons in the college ranks before entering the NFL.

A native of Hudson, Mass., Burke played safety at Dartmouth. He was part of an undefeated Ivy League championship team in 1996.

**Playing and coaching history: 1994-97**—Played safety, Dartmouth. **1998-99**—Assistant coach (AC), Bridgton (Maine) Academy. **2000-02**—Graduate assistant, Boston College. **2003**—AC, Harvard. **2004-05**—Administrative assistant, Tennessee Titans. **2006-08**—AC, Titans. **2009-13**—AC, Detroit Lions. **2014-present**—AC, Cincinnati Bengals.

**MARK CARRIER**  
**DEFENSIVE BACKS**



Mark Carrier, a three-time Pro Bowl selection as an NFL safety, is in his fourth season coaching Bengals defensive backs. Carrier and Vance Joseph share the coaching load for what is the team's largest position group.

The 2014 Bengals ranked tied for third in the NFL in interceptions (20), and the defensive backs had 15 of those picks. A well-balanced effort saw S Reggie Nelson lead the way with four, while S George Iloka, CB Dre Kirkpatrick and CB Adam Jones each had three. It was the first time since 2005 for the Bengals to have four

DBs with three or more.

Also last season, the Bengals ranked third in lowest aggregate passer rating by opponents (75.8), and Cincinnati ranked second in differential between interceptions and TD passes allowed. The Bengals finished with a plus-two differential, as their foes suffered the 20 INTs while completing only 18 TD passes. The only team better in this category was Buffalo at plus-three (19-16), and the Bengals and Bills were the only teams that finished in the plus column.

The DBs played a central role in one other top 10 NFL ranking, a ninth-place finish in lowest opponent completion percentage (60.0).

In 2013, the DBs helped lead the Bengals to NFL rankings of third in net defense (305.5), fifth in net pass defense (209.0), tied for fifth in scoring defense (19.1) tied for ninth in lowest opponent completion percentage (59.0).

In 2012, Carrier's unit helped lead the Bengals to a No. 7 NFL rank in fewest passing yards allowed (212.5 per game) and to a No. 6 rank in total defense (319.7). The Bengals fielded a particularly effective air defense in the end zone, as their 16 TD passes allowed ranked tied for fourth in the NFL and was Cincinnati's fewest since 1984 (15).

Carrier is in his 10th year as an NFL position coach. He spent two seasons (2010-11) as defensive line coach for the N.Y. Jets and was defensive backs coach for the Baltimore Ravens from 2006-09.

In 2011, Carrier's defensive line helped the Jets finish fifth in the NFL in fewest yards allowed per game (312.1), fifth in fewest yards allowed per play (5.0) and seventh in fewest yards allowed per rushing play (3.9).

During Carrier's term as defensive backs coach in Baltimore, the Ravens had the NFL's second-most INTs (93), with S Ed Reed performing as one of the league's premier players. Reed earned Pro Bowl selections in each of his four years playing under Carrier.

As a player, Carrier was a standout safety over 11 seasons for Chicago, Detroit and Washington, earning three Pro Bowl selections. He was an NFL Defensive Rookie of the Year selection in 1990, when Chicago made him the sixth overall pick in the draft. He also went to the Pro Bowl with the Bears after the 1991 and '93 seasons, and he opened his career by playing in 108 consecutive games, not missing a contest due to injury until his seventh campaign.

As a Detroit player, Carrier twice received the team's Joe Schmidt Leadership Award, named for the Lions' Hall of Fame linebacker.

He finished his NFL career with 168 games played, 164 starts, 32 INTs, 111 passes defensed, 16 forced fumbles, eight fumble recoveries and 556 tackles.

He played in college at Southern California and won the 1989 Jim Thorpe Award, given annually to the player voted the nation's top defensive back.

Carrier's hometown is Lake Charles, La. He and his wife, Andrea, have a son (Mac) and a daughter (Lexi). Mark established the MacKids Foundation in honor of his son, to raise money for causes including disaster relief.

In 2001 and '02, before beginning his career in coaching, he worked as a full-time sports commentator with various radio and TV outlets, including a role as co-host of the pregame and postgame shows on the USC Football Radio Network. He prepped for his media work by serving in a part-time role during his playing career as an on-air personality with two Chicago television stations.

**Playing and coaching history: 1987-89**—Played safety, Southern California. **1990-96**—Played safety, Chicago Bears. **1997-99**—Played safety, Detroit Lions. **2000**—Played safety, Washington Redskins. **2003**—Assistant coach (AC), Brophy College Prep (Phoenix, Ariz.). **2004-05**—AC, Arizona State. **2006-09**—AC, Baltimore Ravens. **2010-11**—AC, N.Y. Jets. **2012-present**—AC, Cincinnati Bengals.

**KYLE CASKEY**  
**RUNNING BACKS**



Kyle Caskey is in his sixth season on the Bengals coaching staff, and in 2015 he is in his second year as running backs coach.

In 2014, in his first year as a primary position coach, the Bengals ranked sixth in the NFL in rushing yards per game (134.2), the club's best offensive rushing ranking since 2000.

Under Caskey, rookie HB Jeremy Hill rushed for 1124 yards, with a 5.1-yard per-carry average, the highest by a primary Bengals rusher since James Brooks in 1990. Hill was worked into his role gradually, with only 50 carries in the first seven games, but over the last nine weeks he was the NFL's leading rusher, posting 929 of his yards. His total was best by over 100 yards, as Seattle's Marshawn Lynch was No. 2 during that span at 824.

Hill's season rushing total was second in Bengals history for a rookie, five yards short of Corey Dillon's 1129 in 1997. Hill had four games of 140-plus yards, becoming only the third rookie in NFL annals to post four at that level. Among all NFL rushers, he was one of only two to hit 140 four times in 2014 (joining Dallas' DeMarco Murray), and Hill was the first Bengal to hit 140 four times in a season.

Caskey has charge of one of the NFL's top young HB duos, as explosive Giovani Bernard returns for his third Cincinnati season in 2014. Bernard missed three games due to injury in '14, but he and Hill became the first Bengals RB duo to each reach 1000 yards from scrimmage since 1988.

As pass protectors, the RBs aided an effort that had the Bengals ranked third in the NFL in fewest sacks allowed (23) and least sack yardage allowed (130).

Caskey worked his first two Bengals seasons in the offensive quality control area, and for 2012-13 he added the designation of assistant offensive line coach.

In 2013, Caskey helped direct an offensive line which delivered consistent quality play despite significant injury-related shuffles. Cincinnati posted NFL rankings of third in fewest sacks allowed (29) and tied for sixth in scoring (26.9).

Caskey came to Cincinnati from the University of Mississippi, where he served in 2009 as a defensive assistant working with safeties and quality control. In addition to his on-field work, he handled all opponent offensive breakdowns and scouting report materials.

Caskey entered college coaching in 2004 at Louisiana-Monroe as a graduate assistant. He coached safeties in '04 and linebackers in '05. In '05, the Warhawks were Sun Belt Conference co-champions.

From 2006-08, Caskey was at Indiana State. In 2008, he coached the TEs and RBs while also serving as recruiting coordinator. The '08 ISU recruit class was ranked seventh among NCAA FCS teams by Rivals.com. He was TE/WRs coach at Indiana State in 2006, and was defensive line coach/recruiting coordinator in '07.

He has earned a bachelor's degree in industrial distribution from Texas A&M, and he holds master's degrees from both A&M (agribusiness) and Louisiana-Monroe (instructional technology).

Caskey is married (wife Kayla), and his hometown is Daingerfield, Texas. He played tight end at Texas A&M in 1997-98, and while he was on the team, the Aggies won a Big 12 championship ('98) and played in the Cotton and Sugar bowls.

He was a four-year Aggie letterman in track and field from 1999-2002, including '00 All-Big 12 honors in the discus. He earned Big 12 All-Academic honors three times — in 2000, '01 and '02.

**Playing and coaching history: 1997-98**—Played tight end, Texas A&M. **2004-05**—Graduate assistant, Louisiana-Monroe. **2006-08**—Assistant coach (AC), Indiana State. **2009**—AC, University of Mississippi. **2010-present**—AC, Cincinnati Bengals.

**BRAYDEN COOMBS**  
**OFFENSIVE QUALITY CONTROL/  
SPECIAL TEAMS ASSISTANT**



Brayden Coombs in 2015 is in his fourth season in a full staff position with the Bengals. He will work with coordinator Darrin Simmons on special teams and also will assist with the wide receivers. Coombs was a wide receiver in college (Miami-Ohio).

His role with special teams coordinator Darrin Simmons will continue to include being in full charge of selected meetings, and he will have a central role in game planning and film study.

In 2015, the Bengals again had some of the NFL's best special teams units and individuals. The team finished with top 10 NFL rankings in gross punting average (third at 46.8), kickoff return average (fourth at 27.6), net punting average (fifth at 42.1) punt return average (seventh at 11.0) and punt coverage (10th at 7.5).

Individually, CB Adam Jones and P Kevin Huber shared the special teams spotlight.

Jones claimed the franchise's first NFL kickoff return title, averaging 31.3 yards. It reset the franchise record by more than six yards. And in punt returns, Jones finished second in the NFL at 12.0, just missing a bid to become the first player in 22 years to lead the league in both KOR and PR. Jones earned the kick returner spot on the prestigious Associated Press All-Pro team.

Huber, who debuted in the NFL under Simmons in 2009, continued his rise to among the league's top punters. He earned his first Pro Bowl berth in 2014, finishing fourth in the NFL in gross average (46.8) and fifth in net (42.1). In both categories, Huber re-set franchise marks he already held, and he is Cincinnati's career leader in both gross and net averages.

Also individually last season, K Mike Nugent had another solid year, including the second-longest postseason field goal in NFL history (57 yards), and LS Clark Harris continued his perfect career performance, now covering six seasons, in avoiding any unplayable snaps.

In the long-established special teams rankings done annually by the Dallas Morning News, incorporating 22 categories of special teams play, the Bengals ranked sixth in the NFL in 2014.

Coombs first joined the Bengals in December of 2009 as a coaching intern, and he was elevated to coaching assistant before the '10 season. He spent '10 working primarily with the defensive staff, focusing on the defensive backs and assisting with video breakdown and game-plan construction.

Coombs played collegiately at Miami (OH) from 2005-09, where he lettered four times. He spent two seasons as a DB, and then was switched to WR for his final three years. He set a school record for receptions in a game (14) in his final appearance as a senior, against Buffalo.

Coombs is a Cincinnati native and a graduate of Colerain High School. He earned a degree in business from Miami. His father, Kerry, is the cornerbacks coach at Ohio State.

**Playing and coaching history: 2005-09**—Played defensive back and wide receiver, Miami (Ohio). **2010-11**—Coaching assistant, Cincinnati Bengals. **2012-present**—Assistant coach, Bengals.

## JEFF FRIDAY

### ASSISTANT STRENGTH AND CONDITIONING



Jeff Friday is in his sixth season as Bengals assistant strength and conditioning coach. He is in his 18th NFL season, including nine seasons (1999-2007) as head S/C coach of the Baltimore Ravens.

His tenure with the Ravens included a Super Bowl championship in the 2000 season, when he was named Professional Strength and Conditioning Coach of the Year by a national vote of his peers.

In Cincinnati, Friday has been reunited with Chip Morton, Bengals head strength and conditioning coach since 2003. In Baltimore, Morton worked as an assistant under Friday from 1999-2001.

"I've known Jeff since the mid-'90s, and I have all the respect in the world for how he does the job," Morton said. "We are fortunate to have him on board."

Marvin Lewis, Bengals head coach, was defensive coordinator in Baltimore during Friday's first three seasons with the Ravens.

Friday has worked with the Bengals to help establish a program that features innovative ideas while never straying far from the fundamental principles of productive training. The work has helped the Bengals become one of only four NFL teams to reach the playoffs in each of the last four seasons.

For 2015, Friday has worked with Morton and club management to develop an expanded and improved weights and conditioning facility at Paul Brown Stadium.

Friday began his coaching career in 1990-91 as a graduate assistant S/C coach at Illinois State. He was assistant S/C coach at Northwestern from 1992-95, and in '96, he entered the NFL as assistant S/C coach for the Minnesota Vikings. The Vikings made the playoffs in each of his three seasons.

In 2008, Friday started his own sports training business, and in '09, he was a consultant to the United Football League, supervising the league's strength and conditioning program and assisting in the hiring of head strength coaches.

Friday is a native of Milwaukee, Wis. He holds a bachelor's degree in physical education from the University of Wisconsin-Milwaukee and a master's degree in exercise science from Illinois State.

He holds numerous professional certifications, including: Certified Strength and Conditioning Specialist by the National Strength and Conditioning Association, Certified Level 1 Strength Coach by the United States Weightlifting Federation, Certified Practitioner by the National Board for Therapeutic Massage & Bodywork, Certified Active Release Technique (ART) Provider, and Functional Movement Screen (FMS) Certified Specialist.

Jeff and his wife, Jennifer, have two children — daughter Hailey and son Aidan.

**Coaching history: 1990-91**—Graduate assistant, Illinois State. **1992-95**—Assistant strength and conditioning (S/C) coach, Northwestern. **1996-98**—Assistant S/C coach, Minnesota Vikings. **1999-2007**—Head S/C coach, Baltimore Ravens. **2009**—Coaching consultant, United Football League. **2010-present**—Assistant S/C coach, Cincinnati Bengals.

## PAUL GUENTHER

### DEFENSIVE COORDINATOR



Paul Guenther, entering his 13th season as an NFL coach and his 11th with the Bengals, is in his second year as Bengals defensive coordinator. Last season, Guenther's inaugural edition led the Bengals to a No. 12 NFL rank in fewest points allowed (21.5 per game) as the team made the playoffs for the fourth straight season.

Guenther prepped for the coordinator position by spending 2012-13 as Bengals linebackers coach, overseeing the rapid development of a number of young players, including '13 season Pro Bowl selection

Vontaze Burfict of Arizona State. Burfict joined the Bengals from the college free agent ranks in 2012. Guenther's first season as LBs coach. Though bypassed in the '12 draft, Burfict quickly became one of the NFL's most prolific tacklers after signing with Cincinnati as a college free agent.

Last season the Bengals were forced to play largely without Burfict, due to injuries, but Guenther had fourth-year pro Vincent Rey ready to turn in an excellent season as Burfict's replacement. Also at LB last season, third-year player Emmanuel Lamur was more than ready to take over a starting role following the departure of veteran James Harrison.

On the line last season, DE Wallace Gilberry was successfully moved into a starting role, and in the secondary, third-year pro Dre Kirkpatrick emerged as a potential starter at CB, along with first-round draft choice Darqueze Dennard.

Last year's defense also had to deal with a four-game injury absence for MLB Rey Maualuga, and the unit missed his physical presence. But with Maualuga back for the final seven games, the Bengals yielded only 82.0 rushing yards per contest over that span, second-best in the NFL.

For the full season, the defense ranked in the top 10 in nine of the 15 major statistical categories widely monitored by NFL coaching staffs. Among those top 10 rankings were a tied-for-third-place finish in interceptions (20) and a third place in lowest aggregate passer rating by opponents (75.8).

Cincinnati ranked second in the NFL in differential between interceptions and TD passes allowed. The Bengals finished at plus-two, as their foes suffered the 20 INTs while completing only 18 TD passes. The only team better in this category was Buffalo at plus-three (19-16), and the Bengals and Bills were the only teams that finished in the plus column.

The defense earned the lion's share of bows last season in the team's last two wins, a 30-0 shutout at Cleveland in Game 14 and a playoff-clinching 37-28 decision over Denver in Game 15. The Cleveland game saw the Bengals give up the fewest first downs (five) in Cincinnati franchise history, and two of those came via penalties. In the Denver game, the Broncos' first TD was allowed by the offense, on an interception return, and the defense went on to intercept QB Peyton Manning four times, including one returned for a TD.

In his debut as LBs coach, in 2012, Guenther directed a unit that helped produce a No. 6 NFL ranking in fewest yards allowed per game (319.7). The Bengals were eighth in the NFL in scoring defense (20.0). In 2013 with Guenther directing LBs, the Bengals ranked tied for fifth in scoring defense (19.1) and third in fewest yards per game (305.5).

Guenther held dual roles on the staff from 2006-11, assisting on special teams in all those seasons while also working with a position group. He worked five years with linebackers and one year with defensive backs.

Guenther (pronounced "GUN-thur") entered the NFL as an offensive assistant with the Washington Redskins for 2002 and '03. Bengals head coach Marvin Lewis was one of his associates in '02, serving as Redskins assistant head coach/defensive coordinator.

From 1997-2000, Guenther was head coach at Ursinus College, an NCAA Division III school in Collegeville, Pa. He was the youngest head coach in college football in '97, at age 25, and he led the team to the playoffs in '99 and '00.

Guenther was born Nov. 22, 1971. His hometown is Richboro, Pa. He played LB in college at Ursinus, setting a school career tackles record (355) while three times earning all-conference honors.

He received his undergraduate degree in communications from Ursinus in 1994 and master's degree in sports administration from Western Maryland in '97.

Paul and his wife Patrice have two sons, Jake and Duke.

**Playing and coaching history: 1990-93**—Played linebacker, Ursinus College. **1994-95**—Assistant coach (AC), Western Maryland. **1996**—AC, Ursinus. **1997**—Defensive coordinator, Jacksonville University. **1997-2000**—Head coach, Ursinus. **2002-03**—AC, Washington Redskins. **2005-13**—AC, Cincinnati Bengals. **2014-present**—Defensive coordinator, Bengals.

**JAY HAYES**  
**DEFENSIVE LINE**



Jay Hayes, a 27-year veteran of major college and NFL coaching, is in his 13th season as Bengals defensive line coach. He has helped to draft and develop a line that has been widely rated in recent years as among the NFL's best, helping the Bengals become one of only four teams to make the playoffs each of the last four seasons.

In 2014, the line was a major presence as the Bengals marched into the playoffs. The line provided the muscle and technique up front to allow an average of only 82.0 rushing yards over the final seven games, second-best in the NFL for that span.

Hayes' signature player development effort has been with DT Geno Atkins, who has gone to three Pro Bowls since his acquisition as a fourth-round draft pick (120th overall) in 2010. Atkins went to his third Pro Bowl last season, starting every game after missing the second half of 2013 with a major knee injury. Atkins still was not at 100 percent in all aspects of his game after returning from the injury, but hopes in 2015 to regain the form that saw him lead all NFL interior linemen in sacks (20) over the '11-12 seasons.

Hayes has helped DE Carlos Dunlap, another 2010 draftee, to status as a top playmaker, and veteran NT Domata Peko has been a rock of consistency in Hayes' scheme. Hayes helped develop another top Bengals DE in Michael Johnson, over the 2009-13 seasons, and for 2015 Johnson chose to return to Cincinnati after spending 2014 as a free agent signee with Tampa Bay.

Hayes joined a select group of NFL position coaches in 2012, when three of his players won the league's AFC Defensive Player of the Week award. Since 1984, when AFC and NFC Defensive Player of the Week awards were begun, there had been only six previous instances of three different winners in one season from any position group on any NFL defense.

In 2012, the line accounted for 40 of the team's franchise-record total of 51 sacks, led by career-high totals from Atkins (12.5) and Johnson (11.5).

In 2013, the Bengals ranked 10th in the NFL in sacks (43), with the line delivering 32.5. The line helped the defense to a No. 3 NFL ranking in fewest yards allowed (305.5), including fifth against both the run and pass. The Bengals led the AFC in net defense, and they ranked tied for fifth in the NFL in fewest points allowed (19.1 per game).

Recent NFL trends have blurred the distinctions between starters and reserves on successful defensive lines, and Hayes employs a strategy that, when at full strength, rotates seven to eight linemen in a game.

"It's my job to pick somebody to get a spark, so we can have chemistry and keep it running hot," Hayes says. "We want to get after people and not let them find room to breathe. If we can continue doing that, we can be successful."

Hayes came to the Bengals from the Minnesota Vikings, where he was special teams coach in 2002. The '02 Vikings tied for fifth in the NFL in punt coverage.

Hayes was special teams coach for the Pittsburgh Steelers from 1999-2001. Before entering the NFL coaching ranks with the Steelers, Hayes coached 11 years at the major college level — at Notre Dame, California and Wisconsin.

Hayes played DE at the University of Idaho and earned all-conference honors in 1980 and '81. He spent some time in NFL camps before moving on to play professionally in the United States Football League, for the Michigan Panthers in 1984 and the Memphis Showboats in '85.

Hayes' younger brother, Jonathan, is Bengals tight ends coach.

Hayes was born March 3, 1960 in Pittsburgh and attended South Fayette High School. He and his wife have three children. His son Jesse is a linebacker at Wisconsin, his daughter Jazmin played basketball at Lafayette College (Easton, Pa.), and his son Miles is set to play football in 2015 at William & Mary.

**Playing and coaching history:** 1978-81—Played defensive end, Idaho. 1984—Played defensive end, Michigan Panthers (USFL). 1985—Played defensive end, Memphis Showboats (USFL). 1988-91—Assistant coach (AC), Notre Dame. 1992-94—AC, California. 1995-98—AC, Wisconsin. 1999-2001—AC, Pittsburgh Steelers. 2002—AC, Minnesota Vikings. 2003-present—AC, Cincinnati Bengals.

**JONATHAN HAYES**  
**TIGHT ENDS**



Jonathan Hayes, an NFL tight end for 12 seasons, returns in 2015 for his 13th year as Bengals tight ends coach.

Hayes has a big assignment in 2015, with third-year pro Tyler Eifert moving into the No. 1 TE spot and a number of new candidates for additional time at the position. The Bengals in recent seasons have made frequent use of two-TE sets, and this season the club has two draft choices at TE (third-rounder Tyler Kroft and fifth-rounder C.J. Uzomah), plus college free agent candidates.

Also in the mix with Hayes this season is second-year pro Ryan Hewitt, whose position designation is H-back, a hybrid role incorporating tight end and fullback duties. Hayes worked extensively with Hewitt last season and helped him quickly develop into one of the Bengals' most productive college free agent signees of recent years. Hewitt played in every game (11 starts), catching 10 passes and helping Cincinnati rank sixth in the NFL in rushing (134.2) and third in fewest sacks allowed (23).

Hayes' plans for 2014 were dealt a blow in the season opener, when Eifert suffered an elbow injury that would sideline him for the remainder of the season. Veteran Jermaine Gresham (not re-signed as a free agent for 2015) went on to have a fourth straight productive Bengals season, but the Eifert injury kept the Bengals from fully building on what had been an historic '13 season for Cincinnati TEs.

In 2013, both Gresham and Eifert were in the starting base offense, the first Bengals base to feature two tight ends. They combined for 85 catches for 903 yards and six TDs, and with the contribution that season of veteran Alex Smith, the Bengals had 88 catches and 915 yards by TEs. The reception total was the most in Bengals history for the position, topping 84 in 1981, and the yardage total ranked third, behind only 1091 in '81 and 1012 in '84.

In 2013, Gresham just missed joining Hall of Famer Mike Ditka as the only NFL tight ends to catch 50 or more passes in each of their first four seasons. Gresham had 46 catches entering the season finale, but he was declared inactive to rehab a hamstring strain.

Eifert had 39 catches for 445 yards and two TDs in his rookie season, and much more is expected under Hayes' continued direction.

Over Hayes' tenure, his tight ends have contributed to run-blocking efforts that have produced eight 1000-yard rushers, including an 1124-yard season last year by rookie Jeremy Hill. Hill led the NFL in rushing over the season's last nine games.

The tight ends under Hayes also have contributed to pass blocking efforts that twice helped Cincinnati set a club record for fewest sacks allowed. A record of 21 was set in 2005, and that mark was re-written at 17 in '07. Last season, the Bengals ranked third in the NFL in fewest sacks allowed (23).

Prior to joining the Bengals, Hayes spent four years (1999-2002) at the University of Oklahoma as tight ends coach and special teams coordinator. He helped the Sooners to a four-year record of 44-9, including a 13-0 mark in 2000 for the NCAA championship.

Under Hayes' tutelage, tight end Trent Smith finished his Oklahoma career in 2002 as the school's No. 2 all-time receiver, with 148 catches. Also in '02, Sooners special teams blocked seven kicks and had three punt returns for TDs.

Hayes began his NFL playing career in 1985 with the Kansas City Chiefs, as a second-round draft pick out of Iowa. He played for the Chiefs through 1993, serving as a team captain, and closed his NFL career with three seasons in Pittsburgh ('94-96). He had 153 career receptions for 1718 yards with 13 TDs.

He saw action in 184 NFL games with 122 starts, and he played all 16 games in each of his final six seasons. He played in three AFC Championship games and a Super Bowl (for Pittsburgh vs. Dallas in SB XXX).

At the University of Iowa, he earned first-team All-America honors as a senior TE and was a team captain. He holds a degree from Iowa in general studies.

Hayes' older brother, Jay, is Bengals defensive line coach.

Hayes' hometown is South Fayette, Pa. He attended South Fayette High School. He and his wife have four children.

**Playing and coaching history:** 1981-84—Played linebacker and tight end, Iowa. 1985-93—Played tight end, Kansas City Chiefs. 1994-96—Played tight end, Pittsburgh Steelers. 1999-2002—Assistant coach (AC), Oklahoma. 2003-present—AC, Cincinnati Bengals.

## HUE JACKSON

### OFFENSIVE COORDINATOR



Hue Jackson is in his 15th season as an NFL coach, with a resume including four offensive coordinator posts and one head coaching assignment. Jackson is in his second year as Bengals offensive coordinator and in his sixth year on the Bengals staff.

"Hue has contributed to our success in many ways and in different roles," said head coach Marvin Lewis. "His expertise in all aspects of football and coaching is very wide. People in football know what kind of offensive mind Hue brings to a staff, and I'm excited to work with him in his second year as our coordinator."

Jackson has previously served as offensive coordinator for the Washington Redskins, Atlanta Falcons and Oakland Raiders. He was promoted to head coach of the Raiders in 2011, leading a team that tied for the best record (8-8) in the AFC West Division but missed the postseason when it lost the division title via tiebreaker. The 8-8 record is tied for the best by any Raiders club since 2002.

Jackson returned to the Bengals for 2012, assisting position coaches that season with special teams and defensive backs. In 2013, Jackson was Special Assistant to the Head Coach while also serving as position coach for running backs.

Jackson also had a Bengals stint from 2004-06, as wide receivers coach.

In Jackson's first year as Bengals coordinator, the team continued its streak (now at four) of playoff seasons and ended the year with outstanding offensive prospects for 2015. WR A.J. Green and QB Andy Dalton both made the Pro Bowl, and each player is a fifth-year pro in '15, in the prime of his career. The offense dealt with the first significant injury problems of Green's career, but he's back at full speed.

Also last season, Jackson promised to put more emphasis on the Cincinnati rushing game, and the team responded with the club's most rushing yards (134.1 per game) since 2000. Jackson and his staff nurtured a new star in rookie HB Jeremy Hill, who led the NFL in rushing over the season's last nine weeks, and HB Giovani Bernard, tutored by Jackson in his position coach role of 2013, is another explosive and talented rusher/receiver in the stable.

The Bengals' 2015 pass protection ranked third in the NFL in fewest sacks allowed (23) and also third in least sack yardage allowed (130), and the line helped power a rushing game that averaged 4.4 yards per carry, the Bengals' best figure since 2000.

The roster of individual players who flourished under Jackson's direct mentorship also includes WR Chad Johnson with the Bengals, QB Joe Flacco with Baltimore (Jackson was Ravens QB coach) and QB Carson Palmer at Southern California (Jackson was USC offensive coordinator).

As Bengals WRs coach, Jackson was a key in the rise of Chad Johnson, the club's all-time receiving leader. Playing under Jackson for seasons four-through-six of his 10-year Bengals tenure, Johnson averaged 93 catches, 1358 yards and 8.3 TDs per season. In 2006, before leaving to become offensive coordinator in Atlanta, Jackson oversaw the first 1000-yard receiving duo in a Bengals season, as T.J. Houshmandzadeh (1081 yards) joined Johnson (1369).

Jackson coached 14 years in the college ranks before entering the NFL. His final stint as a college coach was from 1997-2000 as offensive coordinator at Southern California. He was active in USC's recruiting of Carson Palmer, and he helped guide the first three USC seasons (1998-2000) for Palmer, who went on to join the Bengals in '03 as the No. 1 overall pick in the draft.

Jackson entered the NFL with Washington in 2001. Jackson and Marvin Lewis first worked together in 2002, as fellow assistants with the Redskins.

Born Oct. 22, 1965 in Los Angeles, Jackson played QB at the University of the Pacific, passing for 2544 yards and 19 TDs over the 1985-86 seasons. He began his coaching career at Pacific in 1987.

**Playing and coaching history:** 1985-86—Played quarterback, Pacific. 1987—Graduate assistant, Pacific. 1988-89—Assistant coach (AC), Pacific. 1990-91—AC, Cal State-Fullerton. 1992-95—AC, Arizona State. 1996—Offensive Coordinator, California. 1997-2000—Offensive coordinator, Southern California. 2001-02—AC, Washington Redskins. 2003—Offensive coordinator, Redskins. 2004-06—AC, Cincinnati Bengals. 2007—Offensive coordinator, Atlanta Falcons. 2008-09—AC, Baltimore Ravens. 2010—Offensive coordinator, Oakland Raiders. 2011—Head coach, Raiders. 2012-13—AC, Cincinnati Bengals. 2014-present—Offensive coordinator, Bengals.

## VANCE JOSEPH DEFENSIVE BACKS



Vance Joseph, a former NFL cornerback who has coached in the league since 2005, is in his second season coaching Bengals defensive backs. Joseph and Mark Carrier share responsibility for what is the team's largest position group.

The 2014 Bengals ranked tied for third in the NFL in interceptions (20), and the defensive backs had 15 of those picks. A well-balanced effort saw S Reggie Nelson lead the way with four, while S George Iloka, CB Dre Kirkpatrick and CB Adam Jones each had three. It was the first time since 2005 for the Bengals to have four DBs with three or more interceptions.

Also last season, the Bengals ranked third in lowest aggregate passer rating by opponents (75.8), and Cincinnati ranked second in differential between interceptions and TD passes allowed. The Bengals finished with a plus-two differential, as their foes suffered the 20 INTs while completing only 18 TD passes. The only team better in this category was Buffalo at plus-three (19-16), and the Bengals and Bills were the only teams that finished in the plus column.

The DBs played a central role in one other top 10 NFL ranking, a ninth-place finish in lowest opponent completion percentage (60.0).

"This team has a great group of players to work with," Joseph said, "and I consider myself a very positive coach in the way I work with players. I put a lot of stress on great technique."

The 2015 season marks the 10th of Joseph's 11 seasons as an NFL coach in which he has coached defensive backs. He spent the 2011-13 seasons with the Houston Texans, working on two AFC South championship clubs. In his first two seasons at Houston, Joseph directed secondaries that played key roles for teams that posted a combined 22-10 record. CB Johnathan Joseph was selected for the Pro Bowl those two seasons, the first Pro Bowl selections of his career.

In 2011, Joseph's first season, the Texans rose from 32nd to third in fewest passing yards allowed while holding foes to a completion percentage of 51.9 and an aggregate passer rating of 69.0.

In 2012, the Texans led the NFL in lowest opponents' completion percentage (53.0) and were 10th in lowest opponent passer rating (80.0). The '12 Texans also set a club record with three INTs for TDs, all by members of the secondary.

In 2013, despite falling from the ranks of playoff teams, the Texans ranked third in the NFL in fewest passing yards allowed and seventh overall on defense.

Prior to joining Houston, Joseph spent six seasons (2005-10) on the San Francisco 49ers staff, the last five of those as defensive backs coach.

Joseph was also a DBs coach in his college stints with Wyoming, Colorado and Bowling Green.

A native of Marrero, La., Joseph played QB in college at Colorado and made the transition to cornerback in the NFL, playing for the N.Y. Jets in 1995 and the Indianapolis Colts in 1996.

**Playing and coaching history:** 1990-94—Played quarterback, Colorado. 1995—Played cornerback, N.Y. Jets. 1996—Played cornerback, Indianapolis Colts. 1999-2001—Graduate assistant, Colorado. 2002—Assistant coach (AC), Wyoming. 2002-03—AC, Colorado. 2004—AC, Bowling Green. 2005-10—AC, San Francisco 49ers. 2011-13—AC, Houston Texans. 2014-present—AC, Cincinnati Bengals.

**MARCUS LEWIS**  
**DEFENSIVE ASSISTANT/  
QUALITY CONTROL**



Marcus Lewis, a former college linebacker, is in his second year with Bengals staff in 2015, as Defensive Assistant/Quality Control. He has duties with the defensive line and scout teams, and he also works in team self-scouting, film breakdown and practice organization.

In his debut 2014 year in the NFL, Lewis contributed to a defensive effort that included:

- The NFL's second-ranked rushing defense (82.0 yards per game) over the final seven games, after key run-stopper Rey Mauluga returned to the MLB spot after four weeks out with injuries.

• A tied-for-third NFL rank in interceptions (20), and a No. 3 rank in lowest aggregate passer rating by opponents (75.8).


• A No 2 rank in differential between interceptions and TD passes allowed. The Bengals finished at plus-two, as their foes suffered the 20 INTs while completing only 18 TD passes. The only team better in this category was Buffalo at plus-three (19-16), and the Bengals and Bills were the only teams that finished in the plus column.

Lewis came to the Bengals from the University of Cincinnati, where he worked in 2013 as an assistant to the coaching staff. UC's defense ranked No. 9 nationally in 2013 in fewest yards allowed (315.6 per game), and Lewis played a role in coaching top performers Silverberry Mouhon and Brad Harrah.

The son of Bengals head coach Marvin Lewis, Marcus was born in Albuquerque, N.M. on March 28, 1990. He played high school football in Greater Cincinnati, at Indian Hill, and went on to play LB for four seasons (2008-11) at Indiana State, seeing action in 33 career games. He holds a degree from Indiana State in sports management.

**Playing and coaching history: 2008-11**—Played linebacker, Indiana State. **2013**—Assistant to the coaching staff, University of Cincinnati. **2014-present**—Assistant coach, Cincinnati Bengals.

**DAVID LIPPINCOTT**  
**ASSISTANT LINEBACKERS/  
QUALITY CONTROL**



David Lippincott in 2015 is in his fifth season with the Bengals in a full staff coaching position. For the fourth straight year he will serve as Assistant Linebackers/Quality Control coach. He has been a part of the rise of LB Vontaze Burfict from undrafted rookie in early 2012 to team tackling leader for '12 and '13, with a Pro Bowl selection for Burfict for the '13 season.

Last season did not afford much chance for Lippincott or LBs coach Matt Burke to employ Burfict, as the standout player missed most of the year due to injuries. But the coaches had fourth-year pro Vincent Rey ready to turn in an excellent season as Burfict's replacement. Rey, also originally an undrafted free agent, led the team in tackles (121).

Also at LB last season, Lippincott helped third-year player Emmanuel Lamur move smoothly into a starting position vacated by the departure of veteran James Harrison. Lamur finished third in tackles (90) and added two interceptions among a passes-defensed total (seven) that led the front seven. Lamur is yet another standout developed by the staff from status as an undrafted player. He developed rapidly as a rookie in 2012 and was expected to contend for a starting job in '13, before a preseason injury shelved him for the year.

The LB coaches also had to deal in 2014 with a four-game injury absence for MLB Rey Mauluga, and the unit missed his physical presence. But with Mauluga back for the final seven games, the Bengals yielded only 82.0 rushing yards per contest over that span, second-best in the NFL.

This is Lippincott's eighth season with the Bengals. From 2008-10, he was in a support role as a coaching assistant.

The Bengals have reached the playoffs in all four of Lippincott's previous seasons as a full staff member. In 2013, as the Bengals finished 11-5 to win the AFC North Division, the defense ranked first in the AFC and third in the NFL in fewest yards allowed (305.5). The Bengals ranked tied for fifth in the NFL in fewest points allowed (19.1).

In 2012, the Bengals ranked sixth in net defense and eighth in scoring defense.

As a Bengals coaching assistant from 2008-10, Lippincott's duties included advance scouting and coaching wide receivers, as well as game preparation. His '09 work contributed to the Bengals' second AFC North Division title during the tenure of head coach Marvin Lewis.

Prior to joining the Bengals, Lippincott coached in college for three seasons at Bluffton University (2000-02), two seasons at Minnesota ('03-04) and three seasons at Richmond ('05-07). He worked with all three defensive position groups — line, linebackers and defensive backs — over the course of his college seasons.

During his two seasons at Minnesota, when he worked as a graduate assistant on defense, the Gophers posted wins in the Sun and Music City bowls.


At Richmond, where he was assistant defensive line coach, the team won an Atlantic 10 title in 2005 and a Colonial Athletic Association crown in '07. The '05 team was a quarterfinalist in the NCAA Division I-AA playoffs, and the '07 team was a semifinalist in the (re-named) FCS division.

Lippincott is married (wife Lisa), with a daughter. He is a Cincinnati native — a graduate of Moeller High School and the University of Dayton.

**Coaching history: 2000-02**—Assistant coach (AC), Bluffton. **2003-04**—Graduate assistant, University of Minnesota. **2005-07**—AC, Richmond. **2008-10**—Coaching assistant, Cincinnati Bengals. **2011-present**—AC, Bengals.

## ROBERT LIVINGSTON

### DEFENSIVE QUALITY CONTROL/ SPECIAL TEAMS ASSISTANT



Robert Livingston, a Bengals scout from 2012-14, joins the coaching staff for '15 under the title Defensive Quality Control/Special Teams Assistant. A former college safety, Livingston will also assist with the defensive secondary.

Livingston came to the Bengals from Vanderbilt University, where he served in 2011 as defensive quality control coach. He was on the Furman University football staff in 2010.

As a Bengals scout, Livingston covered the Southeast, primarily the Southeastern and Atlantic Coast conferences, and he had a role in evaluating defensive backs from across the nation.

At Vanderbilt, Livingston coached two defensive backs who made the NFL and were with Green Bay in 2014 (CB Casey Hayward and S Sean Richardson). At Furman, Livingston's primary coaching duties were with safeties.


A native of Hendersonville, N.C., Livingston was a two-time Athlete of the Year at Hendersonville High School. He played free safety at William & Mary from 2007-09, contributing to one of the top defensive units in the NCAA's FCS ranks. He graduated from William & Mary with a degree in kinesiology.

Livingston was married in June of 2015 (wife Tricia).

**Playing and coaching/scouting history:** 2007-09—Played safety, William & Mary. 2010—Assistant coach (AC), Furman. 2011—AC, Vanderbilt. 2012-14—Scout, Cincinnati Bengals. 2015—AC, Bengals.

## CHIP MORTON

### STRENGTH AND CONDITIONING



Chip Morton is in his 13th season as Bengals strength and conditioning coach. He took over the position under head coach Marvin Lewis when Lewis joined the Bengals in 2003. During his tenure, Morton and his staff have established a program that features innovative ideas while never straying far from the fundamental principles of productive training. The work has helped the Bengals become one of only four NFL teams to reach the playoffs in each of the last four seasons.

For 2015, Morton has worked with club management to develop an expanded and improved weights and conditioning facility at Paul Brown Stadium.

"We're very excited about our new facilities," says Morton, "but any program is only as good as its players. And we have a group that is accountable, consistent, and diligent in their efforts."

In order to build a quality product, the previous year's programming is evaluated, and adjustments are made to help the team reach its goals for the upcoming season. The Bengals' strength and conditioning program is characterized as comprehensive and progressive in nature. At its very core lies a foundation of traditional training principles, with an emphasis on teaching, communication and service to the players. Morton and assistant S/C coach Jeff Friday both have coached on teams that have reached the Super Bowl, and the Bengals have reached the playoffs in five of the last six seasons.

"Under Chip's direction, our strength and conditioning program remains on the cutting edge of training techniques and philosophy," says head coach Marvin Lewis. "I am very pleased with the outcome, using this program to both improve our players' football performances and to increase their resistance to injuries."

Morton was a coaching colleague of Lewis with the Baltimore Ravens from 1999-2001, serving as Ravens assistant strength and conditioning coach, and he was with Lewis in '02 at Washington, serving as head strength and conditioning coach for the Redskins.

Morton is in his 23rd NFL season, having also served as strength and conditioning assistant at San Diego from 1992-94 and as head strength and conditioning coach at Carolina from '95-98. He has coached with two Super Bowl teams — the 1994 Chargers and the 2000 World Champion Ravens.

He started his career in the collegiate ranks, serving as assistant strength coach at Ohio State (1985-86) while completing his master's degree in physical education. He moved to Penn State in 1987 as the first-ever full-time strength and conditioning assistant for the Nittany Lions football team. He also worked with 14 other men's and women's sports during his five years (1987-91) at Penn State.

Morton's hometown is Hamden, Conn. He graduated from the University of North Carolina in 1985 with a degree in zoology, where he also earned a varsity letter in swimming.

Continuing education has always been a hallmark of Morton's coaching career. He most recently was re-certified as a Level One Sports Performance Coach by the United States Weightlifting Association and has been a Certified Strength & Conditioning Specialist (C.S.C.S.) through the National Strength & Conditioning Association since 1990. In 2006, Morton became the first NFL strength coach to receive the Russian Kettlebell Instructor's Certification (RKC), and in '08, he was certified as a Level I coach in John Brookfield's Battling Ropes training system.

Morton and his wife Stacey have seven children.

**Coaching history:** 1985-86—Assistant strength and conditioning (S/C) coach, Ohio State. 1987-91—Assistant S/C coach, Penn State. 1992-94—Assistant S/C coach, San Diego Chargers. 1995-98—Head S/C coach, Carolina Panthers. 1999-2001—Assistant S/C coach, Baltimore Ravens. 2002—Head S/C coach, Washington Redskins. 2003-present—Head S/C coach, Cincinnati Bengals.



**DARRIN SIMMONS**  
**SPECIAL TEAMS COORDINATOR**



Darrin Simmons is in his 13th season leading the coaching of Cincinnati's special teams, and for the third straight season in 2015, he carries the title of special teams coordinator.

"It has been a well-deserved upgrade," head coach Marvin Lewis said of the 2013 title change. "It reflects the importance of special teams in constructing a winning club and also reflects the great job Darrin has done for us."

In 2015, the Bengals again had some of the NFL's best special teams units and individuals. The team finished with top 10 NFL rankings in gross punting average (third at 46.8), kickoff return average (fourth at 27.6), net punting average (fifth at 42.1) punt return average (seventh at 11.0) and punt coverage (10th at 7.5).

Individually, CB Adam Jones and P Kevin Huber shared the special teams spotlight.

Jones claimed the franchise's first NFL kickoff return title, averaging 31.3 yards. It reset the franchise record by more than six yards. And in punt returns, Jones finished second in the NFL at 12.0, just missing a bid to become the first player in 22 years to lead the league in both KOR and PR. Jones earned the kick returner spot on the prestigious Associated Press All-Pro team.

"Darrin has helped me a lot," Jones says. "About ball control and going up and making hard catches. Just believing in myself to make the play for the team. He has shown tremendous confidence in me. His preparation for the opponent is unbelievable. If anyone is half-decent on special teams, Darrin knows about him."

Huber, who debuted in the NFL under Simmons in 2009, continued his rise to among the league's top punters. He earned his first Pro Bowl berth in 2014, finishing fourth in the NFL in gross average (46.8) and fifth in net (42.1). In both categories, Huber re-set franchise marks he already held, and he is Cincinnati's career leader in both gross and net averages.

Also individually last season, K Mike Nugent had another solid year, including the second-longest postseason field goal in NFL history (57 yards), and LS Clark Harris continued his perfect career performance, now covering six seasons, in avoiding any unplayable snaps.

In the long-established special teams rankings done annually by the Dallas Morning News, incorporating 22 categories of special teams play, the Bengals ranked sixth in the NFL in 2014. In 2012, Simmons' units ranked second.

Simmons' Bengals special teams have shown a nose for the ball, forcing 25 fumbles in his 12 completed seasons. The 2.1 average more than doubles the 1.0 norm for the nine seasons prior to his tenure.

Simmons entered the NFL in the 1998 season on the same Baltimore Ravens staff as Bengals head coach Marvin Lewis, who was Ravens defensive coordinator at the time. Simmons was assistant special teams coach and assistant strength and conditioning coach for the Ravens, and he held that same role for the Carolina Panthers from 1999-2002. He joined the Bengals in 2003.

A former college punter himself, Simmons played an integral role at Carolina in the development of Todd Sauerbrun as one of the NFL's top punters of the time.

Simmons began his coaching career as a graduate assistant at Kansas University in 1996. He moved to the University of Minnesota in 1997.

Simmons punted in college for Kansas from 1993-95, earning All-Big Eight honors his final year. As a senior, he helped the Jayhawks to a top 10 national ranking and to an Aloha Bowl victory over UCLA. Also as a Kansas senior, he won honors as an academic All-American.

Prior to playing for Kansas, Simmons was a punter and QB for Dodge City (Kan.) Community College. In 1992 at Dodge City, he led the nation's junior colleges in punting and was a first-team JUCO All-American.

Simmons earned a degree in sports management from Kansas in 1996.

Born April 9, 1973, in Elkhart, Kan., he graduated from Elkhart High School. He and his wife, Rhonda, have a daughter and two sons.

**Playing and coaching history:** 1991-92—Played quarterback and punter, Dodge City (Kan.) Community College. 1993-95—Played punter, Kansas. 1996—Graduate assistant, Kansas. 1997—Assistant coach (AC), University of Minnesota. 1998—AC, Baltimore Ravens. 1999-2002—AC, Carolina Panthers. 2003-12—AC, Cincinnati Bengals. 2013-present—Special teams coordinator, Bengals.

**JAMES URBAN**  
**WIDE RECEIVERS**



James Urban returns in 2015 for his fifth season as Bengals wide receivers coach. His group has helped lead the Bengals to the playoffs in each of the last four seasons, and he has had success not only in nurturing the considerable talent of A.J. Green, but also in developing a deep corps of players who can contribute.

Green is also in his fifth Bengals season in 2011, and for his previous four campaigns he has averaged 83 receptions, 1219 yards and nine touchdowns. The 2014 season saw Green slowed significantly by injuries for the first time in his career, as he missed four games, including the Wild Card Playoff, and was limited in four others. But Green has been to the Pro Bowl in all four of his seasons, and prior to his difficult '14 campaign, his yardage total of 3833 was second-most in NFL history (behind Randy Moss) for most receiving yards in a player's first three seasons.

Urban counts two other prize pupils in Marvin Jones and Mohamed Sanu, both fourth-year players for 2015 and neither as touted a prospect as Green (fourth overall draft pick in '11). Jones, a fifth-round draftee in 2012, missed all of '14 with injuries, but he's back at full speed for '15, looking to build on a breakout '13 season. Jones had 51 catches for 712 yards and 10 TDs in '13, and against the N.Y. Jets, he became the first player in Bengals history to catch four TD passes in a game. He was the also first player on any NFL team to catch four TD passes in a game since 2007.

Green had 11 TD catches in 2013, and he and Jones became the first Bengals WR duo to each get double-figure scores in a season.

Sanu, a third-round draftee in 2012, has developed under Urban into a tough and productive player with big-play ability. In 2014, Sanu caught 56-for-790 with five TDs, all career highs.

In 2011, his first Bengals season, Urban had a big job, charged with leading an inexperienced Bengals receiving corps into a new offensive scheme. The presence of a rookie quarterback (Andy Dalton) and limited preparation time (due to NFL labor issues) increased the challenge. But the results were more than favorable, as the young receivers immediately developed a rapport with Dalton and saw continued production throughout the season and into the playoffs.

Prior to joining the Bengals, Urban was Philadelphia Eagles QBs coach in 2009 and '10, where he helped direct Pro Bowl seasons for Donovan McNabb ('09) and Michael Vick ('10). In '10, Vick earned accolades as the NFL's Comeback Player of the Year and was the NFC starter in the Pro Bowl.

Urban spent seven total seasons with the Eagles (2004-10). He was assistant to the head coach from '04-06 and was offensive quality control coach in '07 and '08. During his seven Philadelphia seasons, the Eagles earned five playoff berths and won three division titles. He first worked with the Eagles in 2003, serving as a coaching intern while employed full-time at the University of Pennsylvania.

A native of Mechanicsburg, Pa., Urban played in college at Washington and Lee (Lexington, Va.) as a wide receiver and kick returner. He worked for seven years in the college ranks — at Clarion (Pa.) University and at Penn — before joining the Eagles.

James and his wife, Patrice, have two daughters, Brielle and Cassidy, and a son, Jameson. James holds a bachelor's degree in English from Washington and Lee and a master's degree in communications from Clarion.

**Playing and coaching history:** 1992-95—Played wide receiver, Washington and Lee. 1997-98—Assistant coach (AC), Clarion. 1999-2003—Director of football administration/operations, Pennsylvania. 2004-10—AC, Philadelphia Eagles. 2011-present—AC, Cincinnati Bengals.

**KEN ZAMPESE**  
**QUARTERBACKS**



Ken Zampese is in his 13th season as Bengals quarterbacks coach. His success record has been impressive, and no more so than during the last four seasons, when he has guided Andy Dalton to arguably the best career start of any Cincinnati signal caller.

Most importantly, Dalton is the first QB to lead the Bengals to the playoffs in his first four seasons. No other Bengals QB has done it even twice. Across the NFL, only one other starting QB in the Super Bowl era — Baltimore's Joe Flacco — has had his team in the playoffs in his first four seasons. And should the

Bengals return to postseason in 2015, Dalton will become the first starting QB to reach five straight.

Dalton, who entered the NFL modestly, as the 35th overall 2011 draft selection, went to his second Pro Bowl after the '14 season, added to the roster as an alternate. Though his season was not as strong statistically as some of his previous campaigns, he posted a career-best completion percentage (64.2) and led a pair of fourth-quarter comeback victories over division rival Baltimore, a key to Cincinnati's playoff qualification.

In 2013, Dalton set Bengals records for passing yards (4293) and TD passes (33). Also in '13, Dalton won two AFC Offensive Player of the Week awards and one AFC Offensive Player of the Month, becoming only the second Bengal (also S David Fulcher) to win three of the NFL's weekly/monthly awards in one season.

Dalton's winning percentage in the regular season (.633; 40-23-1 record) is the best of any Bengals QB with 10 or more starts, and his ratio of TD passes to INTs in the red zone (22.7-to-1) is third-best among active NFL QBs, trailing only Russell Wilson of Seattle and Aaron Rodgers of Green Bay.

Prior to Dalton's arrival, Zampese helped guide Carson Palmer to the ranks of the Bengals' all-time top passers. Palmer, who spent eight years in Cincinnati, ranks as the team's leader in career passer rating (86.9).

In 2003, his first season with the Bengals, Zampese had success with a veteran starting quarterback in Jon Kitna. The '03 campaign saw Kitna post career highs at that point in completions (324), passing yards (3591), TD passes (26), completion percentage (62.3) and rating (87.4).

Zampese (pronounced "zam-PEE-zee") came to the Bengals following three seasons (2000-02) in St. Louis. With the Rams, he had an expanding role with a passing offense that ranked among the NFL's most prolific.

Zampese joined the Rams in 2000 as an offensive assistant. He was promoted to wide receivers coach in 2001, and the Rams led the league in passing yards for a second straight year, averaging 291.4. In 2002, he added the title of passing game coach, and the Rams finished second in the league at 259.6 yards per game.


Zampese began his NFL career in 1998 as an offensive assistant with the Philadelphia Eagles under head coach Ray Rhodes. He moved with Rhodes to Green Bay in 1999 before beginning his stint with the Rams.

Prior to entering the NFL, Zampese coached for nine years in college. He had one Cincinnati-area assignment, as passing game coordinator and quarterbacks coach in 1996-97 at Miami (Ohio). In '97, Miami averaged 37.4 points per game.

Zampese played wide receiver and kick returner at the University of San Diego from 1985-88. He was the team's Special Teams Player of the Year as a senior. He earned an undergraduate degree in business from San Diego, and later received a master's degree in adult education from Southern California.

Zampese was born July 19, 1967, in Santa Maria, Calif. He and his wife have two children. Ken's father, Ernie Zampese, was a longtime NFL offensive coordinator who coached on a Super Bowl winner with the 1995 Cowboys. The elder Zampese also coached for the Chargers, Rams and Patriots.

**Playing and coaching history: 1985-88—**Played wide receiver, kickoff returner and punt returner, University of San Diego. **1989—**Assistant coach (AC), University of San Diego. **1990-91—**AC, Southern California. **1992-94—**AC, Northern Arizona. **1995—**Offensive coordinator, Northern Arizona. **1996-97—**AC, Miami (Ohio). **1998—**AC, Philadelphia Eagles. **1999—**AC, Green Bay Packers. **2000-02—**AC, St. Louis Rams. **2003-present—**AC, Cincinnati Bengals.



**RUNNING BACK  
JEREMY HILL**

# **PLAYERS**

# ALPHABETICAL ROSTER

JULY 22, 2015

NO.	NAME	POS.	HT.	WT.	BORN	EXP.	COLLEGE	HOMETOWN	HOW ACQ.
15	Alford, Mario	WR	5-9	180	2-25-92	R	West Virginia	Greenville, Ga.	D7'15
97	Atkins, Geno	DT	6-1	300	3-28-88	6	Georgia	Pembroke Pines, Fla.	D4a'10
25	Bernard, Giovanni	HB	5-9	205	11-22-91	3	North Carolina	Boca Raton, Fla.	D2a'13
61	Bodine, Russell	C	6-3	308	6-30-92	2	North Carolina	Scottsville, Va.	D4'14
65	Boling, Clint	G	6-5	305	5-9-89	5	Georgia	Alpharetta, Ga.	D4'11
55	Burfict, Vontaze	LB	6-1	250	9-24-90	4	Arizona State	Corona, Calif.	CFA'12
33	Burkhead, Rex	HB	5-10	210	7-2-90	3	Nebraska	Plano, Texas	D6a'13
49	Carter, Chris	LB	6-1	240	4-6-89	5	Fresno State	Fontana, Calif.	FA'14
93	Clarke, Will	DE	6-6	291	5-4-91	2	West Virginia	Pittsburgh, Pa.	D3'14
14	Dalton, Andy	QB	6-2	216	10-29-87	5	Texas Christian	Katy, Texas	D2'11
42	Dargan, Erick	S	5-11	215	7-28-92	R	Oregon	Pittsburg, Calif.	CFA'15
47	Dawson, P.J.	LB	6-0	240	1-13-93	R	Texas Christian	Dallas, Texas	D3b'15
21	Dennard, Darqueze	CB	5-11	197	10-10-91	2	Michigan State	Dry Branch, Ga.	D1'14
51	DiManche, Jayson	LB	6-1	244	9-22-90	3	Southern Illinois	Hamilton, N.J.	CFA'13
96	Dunlap, Carlos	DE	6-6	280	2-28-89	6	Florida	North Charleston, S.C.	D2'10
85	Eifert, Tyler	TE	6-6	250	9-8-90	3	Notre Dame	Fort Wayne, Ind.	D1'13
74	Fisher, Jake	OT	6-6	306	4-23-93	R	Oregon	Traverse City, Mich.	D2'15
53	Flowers, Marquis	LB	6-3	250	2-16-92	2	Arizona	Phoenix, Ariz.	D6'14
64	France, Dan	OT	6-5	305	4-1-91	1	Michigan State	North Royalton, Ohio	CFA'14
76	Geathers, Kwame	DT	6-6	350	10-4-90	3	Georgia	Georgetown, S.C.	FA'14
22	Ghee, Brandon	CB	6-0	200	6-6-87	6	Wake Forest	Fayetteville, N.C.	FA'15
95	Gilberry, Wallace	DE	6-2	270	12-5-84	8	Alabama	Bay Minette, Ala.	FA'12
18	Green, A.J.	WR	6-4	207	7-31-88	5	Georgia	Summerville, S.C.	D1'11
29	Hall, Leon	CB	5-11	195	12-9-84	9	Michigan	Vista, Calif.	D1'07
11	Hamilton, Cobi	WR	6-2	201	11-13-90	1	Arkansas	Texarkana, Texas	FA'14
91	Hardison, Marcus	DT	6-3	315	2-14-92	R	Arizona State	Punta Gorda, Fla.	D4b'15
46	Harris, Clark	LS	6-5	250	7-10-84	7	Rutgers	Manahawkin, N.J.	FA'09
50	Hawk, A.J.	LB	6-1	240	1-6-84	10	Ohio State	Centerville, Ohio	FA'15
72	Hawkinson, Tanner	OT	6-5	295	5-14-90	3	Kansas	McPherson, Kan.	D5'13
89	Hewitt, Ryan	H-B	6-4	254	1-24-91	2	Stanford	Denver, Colo.	CFA'14
32	Hill, Jeremy	HB	6-1	235	10-20-92	2	Louisiana State	Baton Rouge, La.	D2'14
28	Hill, Troy	CB	5-11	180	8-29-91	R	Oregon	Youngstown, Ohio	CFA'15
660	Hopkins, Trey	G	6-3	300	7-6-92	2	Texas	Houston, Texas	CFA'14
10	Huber, Kevin	P	6-1	214	7-16-85	7	Cincinnati	Cincinnati, Ohio	D5'09
99	Hunt, Margus	DE	6-8	290	7-14-87	3	Southern Methodist	Karksi-Nuia (Estonia)	D2b'13
43	Iloka, George	S	6-4	225	3-31-90	4	Boise State	Houston, Texas	D5c'12
62	Jasperse, Chris	C/G	6-3	300	4-4-91	R	Marshall	Greensboro, N.C.	CFA'15
8	Johnson, Josh	QB	6-3	210	5-15-86	7	San Diego	Oakland, Calif.	UFA(S.F.)'15
90	Johnson, Michael	DE	6-7	280	2-7-87	7	Georgia Tech	Selma, Ala.	FA'15
52	Johnson, Nico	LB	6-2	255	6-19-90	3	Alabama	Andalusia, Ala.	PS(K.C.)'14
60	Johnson, T.J.	C	6-4	300	7-17-90	2	South Carolina	Aynor, S.C.	D7b'13
24	Jones, Adam	CB	5-10	180	9-30-83	9	West Virginia	Atlanta, Ga.	FA'10
82	Jones, Marvin	WR	6-2	198	3-12-90	4	California	Fontana, Calif.	D5b'12
44	Keo, Shiloh	S	5-11	205	12-17-87	4	Idaho	Everett, Wash.	FA'15
27	Kirkpatrick, Dre	CB	6-2	190	10-26-89	4	Alabama	Gadsden, Ala.	D1a'12
81	Kroft, Tyler	TE	6-6	246	10-15-92	R	Rutgers	Downingtown, Pa.	D3a'15
84	Kumerow, Jake	WR	6-4	206	2-17-92	R	Wisconsin-Whitewater	Bartlett, Ill.	CFA'15
59	Lamur, Emmanuel	LB	6-4	245	6-8-89	4	Kansas State	West Palm Beach, Fla.	CFA'12
88	Lengel, Matt	TE	6-7	266	12-27-90	R	Eastern Kentucky	Mechanicsburg, Pa.	CFA'15
37	Lewis-Harris, Chris	CB	5-10	186	2-11-89	3	Tennessee-Chattanooga	Smyrna, Ga.	CFA'12
58	Mauluga, Rey	LB	6-2	255	1-20-87	7	Southern California	Eureka, Calif.	D2'09
23	McCalebb, Onterio	WR	5-10	175	8-10-89	1	Auburn	Fort Meade, Fla.	CFA'13
5	McCarron, A.J.	QB	6-3	210	9-13-90	1	Alabama	Mobile, Ala.	D5'14
67	Montgomery, Sam	DE	6-3	265	5-25-90	2	Louisiana State	Greenwood, S.C.	FA'14
17	Moore, Denarius	WR	6-0	190	12-9-88	5	Tennessee	Tatum, Texas	UFA(Oak)'15
80	Murphy, Jake	TE	6-4	252	9-21-89	1	Utah	Alpine, Utah	FA'14
20	Nelson, Reggie	S	5-11	210	9-21-83	9	Florida	Melbourne, Fla.	T(Jax.)'10
2	Nugent, Mike	K	5-10	190	3-2-82	11	Ohio State	Centerville, Ohio	FA'10
4	Obarski, Tom	K	5-10	181	3-12-93	R	Concordia-St. Paul	Burnsville, Minn.	CFA'15
79	O'Donnell, Matthew	OT	6-9	340	3-26-89	1	Queen's (Canada)	Kingston (Ontario, Canada)	FA'15
70	Ogbuehi, Cedric	OT	6-5	310	4-25-92	R	Texas A&M	Allen, Texas	D1'15
30	Peerman, Cedric	HB	5-10	212	10-10-86	6	Virginia	Gladys, Va.	W(Det.)'10
94	Peko, Domata	DT	6-3	325	11-27-84	10	Michigan State	Pago Pago (American Samoa)	D4'06
48	Peters, John	TE	6-8	261	4-29-92	R	Mount St. Joseph	West Chester, Ohio	CFA'15
66d	Pole, Kalafitoni	DT	6-2	306	2-28-92	R	Washington State	Union City, Calif.	CFA'15
56	Porter, Sean	LB	6-1	235	1-12-91	3	Texas A&M	Schertz, Texas	D4'13
41	Raven, Floyd Sr.	S	6-0	202	12-31-92	R	Texas A&M	Kenner, La.	CFA'15
16	Reese, Tevin	WR	5-10	170	1-2-91	1	Baylor	Temple, Texas	FA'14
57	Rey, Vincent	LB	6-0	255	9-6-87	5	Duke	Far Rockaway, N.Y.	CFA'10
45	Roach, Trevor	LB	6-2	237	3-6-92	R	Nebraska	Elkhorn, Neb.	CFA'15
12	Sanu, Mohamed	WR	6-2	210	8-22-89	4	Rutgers	South Brunswick, N.J.	D3a'12
26	Shaw, Josh	CB	6-1	201	3-27-92	R	Southern California	Palmdale, Calif.	D4a'15
92	Sims, Pat	DT	6-2	340	11-29-85	8	Auburn	Fort Lauderdale, Fla.	UFA(Oak)'15
71	Smith, Andre	OT	6-4	325	1-25-87	7	Alabama	Birmingham, Ala.	D1'09
40	Smith, Derron	S	5-10	200	2-4-92	R	Fresno State	Banning, Calif.	D6'15
63	Smith, Jake	C	6-3	306	3-17-92	R	Louisville	Jacksonville, Ala.	CFA'15
75	Still, Devon	DT	6-5	305	7-11-89	4	Penn State	Wilmington, Del.	D2'12
19	Tate, Brandon	WR	6-1	195	10-5-87	7	North Carolina	Burlington, N.C.	W(N.E.)'11
98	Thompson, Brandon	DT	6-2	305	10-19-89	4	Clemson	Thomasville, Ga.	D3b'12
87	Uzomah, C.J.	TE	6-6	271	1-14-93	R	Auburn	Suwanee, Ga.	D5'15
31	Watson, Terrell	HB	6-1	242	8-22-93	R	Azusa Pacific	Oxnard, Calif.	CFA'15
35	Weisman, Mark	FB	5-11	242	10-28-91	R	Iowa	Buffalo Grove, Ill.	CFA'15
3	Wenning, Keith	QB	6-3	225	2-14-91	1	Ball State	Coldwater, Ohio	FA'15
77	Whitworth, Andrew	OT	6-7	330	12-12-81	10	Louisiana State	West Monroe, La.	D2'06
34	Wilder, James Jr.	HB	6-3	232	4-14-92	1	Florida State	Tampa, Fla.	CFA'14
69	Williams, DeShawn	DT	6-1	295	12-29-92	R	Clemson	Central, S.C.	CFA'15
36	Williams, Shawn	S	6-0	210	5-13-91	3	Georgia	Damascus, Ga.	D3'13
73	Winston, Eric	OT	6-7	302	11-17-83	9	Miami (Fla.)	Midland, Texas	FA'14
86	Wright, James	WR	6-1	201	12-31-91	2	Louisiana State	Buras, La.	D7a'14
68	Zeitler, Kevin	G	6-4	315	3-8-90	4	Wisconsin	Waukesha, Wis.	D1b'12

COACHING STAFF: **Head coach:** Marvin Lewis. **Assistants:** Paul Alexander (assistant head coach/offensive line), Brian Braswell (offensive quality control/assistant offensive line), Matt Burke (linebackers), Mark Carrier (defensive backs), Kyle Caskey (running backs), Brayden Coombs (offensive quality control/special teams assistant), Jeff Friday (assistant strength and conditioning), Paul Guenther (defensive coordinator), Jay Hayes (defensive line), Jonathan Hayes (tight ends), Hue Jackson (offensive coordinator), Vance Joseph (defensive backs), Marcus Lewis (defensive assistant/quality control), David Lippincott (assistant linebackers/quality control), Robert Livingston (defensive quality control/special teams assistant), Chip Morton (strength and conditioning), Darrin Simmons (special teams coordinator), James Urban (wide receivers), Ken Zampese (quarterbacks).

# NUMERICAL ROSTER

JULY 22, 2015

NO.	NAME	POS.	HT.	WT.	BORN	EXP.	COLLEGE	HOMETOWN	HOW ACQ.
2	Mike Nugent	K	5-10	190	3-2-82	11	Ohio State	Centerville, Ohio	FA'10
3	Keith Wenning	QB	6-3	225	2-14-91	1	Ball State	Coldwater, Ohio	FA'15
4	Tom Obarski	K	5-10	181	3-12-93	R	Concordia-St. Paul	Burnsville, Minn.	CFA'15
5	AJ McCarron	QB	6-3	210	9-13-90	1	Alabama	Mobile, Ala.	D5'14
8	Josh Johnson	QB	6-3	210	5-15-86	7	San Diego	Oakland, Calif.	UFA(S.F.)'15
10	Kevin Huber	P	6-1	214	7-16-85	7	Cincinnati	Cincinnati, Ohio	D5'09
11	Cobi Hamilton	WR	6-2	201	11-13-90	1	Arkansas	Texarkana, Texas	FA'14
12	Mohamed Sanu	WR	6-2	210	8-22-89	4	Rutgers	South Brunswick, N.J.	D3a'12
14	Andy Dalton	QB	6-2	216	10-29-87	5	Texas Christian	Katy, Texas	D2'11
15	Mario Alford	WR	5-9	180	2-25-92	R	West Virginia	Greenville, Ga.	D7'15
16	Tevin Reese	WR	5-10	170	1-2-91	1	Baylor	Temple, Texas	FA'14
17	Denarius Moore	WR	6-0	190	12-9-88	5	Tennessee	Tatum, Texas	UFA(Oak.)'15
18	A.J. Green	WR	6-4	207	7-31-88	5	Georgia	Summerville, S.C.	D1'11
19	Brandon Tate	WR	6-1	195	10-5-87	7	North Carolina	Burlington, N.C.	W(N.E.)'11
20	Reggie Nelson	S	5-11	210	9-21-83	9	Florida	Melbourne, Fla.	T(Jax.)'10
21	Darqueze Dennard	CB	5-11	197	10-10-91	2	Michigan State	Dry Branch, Ga.	D1'14
22	Brandon Ghee	CB	6-0	200	6-6-87	6	Wake Forest	Fayetteville, N.C.	FA'15
23	Onterio McCalebb	WR	5-10	175	8-10-89	1	Auburn	Fort Meade, Fla.	CFA'13
24	Adam Jones	CB	5-10	180	9-30-83	9	West Virginia	Atlanta, Ga.	FA'10
25	Giovani Bernard	HB	5-9	205	11-22-91	3	North Carolina	Boca Raton, Fla.	D2a'13
26	Josh Shaw	CB	6-1	201	3-27-92	R	Southern California	Palmdale, Calif.	D4a'15
27	Dre Kirkpatrick	CB	6-2	190	10-26-89	4	Alabama	Gadsden, Ala.	D1a'12
28	Troy Hill	CB	5-11	180	8-29-91	R	Oregon	Youngstown, Ohio	CFA'15
29	Leon Hall	CB	5-11	195	12-9-84	9	Michigan	Vista, Calif.	D1'07
30	Cedric Peerman	HB	5-10	212	10-10-86	6	Virginia	Gladys, Va.	W(Det.)'10
31	Terrell Watson	HB	6-1	242	8-22-93	R	Azusa Pacific	Oxnard, Calif.	CFA'15
32	Jeremy Hill	HB	6-1	235	10-20-92	2	Louisiana State	Baton Rouge, La.	D2'14
33	Rex Burkhead	HB	5-10	210	7-2-90	3	Nebraska	Plano, Texas	D6a'13
34	James Wilder Jr.	HB	6-3	232	4-14-92	1	Florida State	Tampa, Fla.	CFA'14
35	Mark Weisman	FB	5-11	242	10-28-91	R	Iowa	Buffalo Grove, Ill.	CFA'15
36	Shawn Williams	S	6-0	210	5-13-91	3	Georgia	Damascus, Ga.	D3'13
37	Chris Lewis-Harris	CB	5-10	186	2-11-89	3	Tennessee-Chattanooga	Smyrna, Ga.	CFA'12
40	Derron Smith	S	5-10	200	2-4-92	R	Fresno State	Banning, Calif.	D6'15
41	Floyd Raven Sr.	S	6-0	202	12-31-92	R	Texas A&M	Kenner, La.	CFA'15
42	Erick Dargan	S	5-11	215	7-28-92	R	Oregon	Pittsburg, Calif.	CFA'15
43	George Iloka	S	6-4	225	3-31-90	4	Boise State	Houston, Texas	D5c'12
44	Shilo' Keo	S	5-11	205	12-17-87	4	Idaho	Everett, Wash.	FA'15
45	Trevor Roach	LB	6-2	237	3-6-92	R	Nebraska	Elkhorn, Neb.	CFA'15
46	Clark Harris	LS	6-5	250	7-10-84	7	Rutgers	Manahawkin, N.J.	FA'09
47	P.J. Dawson	LB	6-0	240	1-13-93	R	Texas Christian	Dallas, Texas	D3b'15
48	John Peters	TE	6-8	261	4-29-92	R	Mount St. Joseph	West Chester, Ohio	CFA'15
49	Chris Carter	LB	6-1	240	4-6-89	5	Fresno State	Fontana, Calif.	FA'14
50	A.J. Hawk	LB	6-1	240	1-6-84	10	Ohio State	Centerville, Ohio	FA'15
51	Jayson DiManche	LB	6-1	244	9-22-90	3	Southern Illinois	Hamilton, N.J.	CFA'13
52	Nico Johnson	LB	6-2	255	6-19-90	3	Alabama	Andalusia, Ala.	PS(K.C.)'14
53	Marquis Flowers	LB	6-3	250	2-16-92	2	Arizona	Phoenix, Ariz.	D6'14
55	Vontaze Burfict	LB	6-1	250	9-24-90	4	Arizona State	Corona, Calif.	CFA'12
56	Sean Porter	LB	6-1	235	1-12-91	3	Texas A&M	Schertz, Texas	D4'13
57	Vincent Rey	LB	6-0	255	9-6-87	5	Duke	Far Rockaway, N.Y.	CFA'10
58	Rey Maualuga	LB	6-2	255	1-20-87	7	Southern California	Eureka, Calif.	D2'09
59	Emmanuel Lamur	LB	6-4	245	6-8-89	4	Kansas State	West Palm Beach, Fla.	CFA'12
60	T.J. Johnson	C	6-4	300	7-17-90	2	South Carolina	Aynor, S.C.	D7b'13
61	Russell Bodine	C	6-3	308	6-30-92	2	North Carolina	Scottsville, Va.	D4'14
62	Chris Jasperse	C/G	6-3	300	4-4-91	R	Marshall	Greensboro, N.C.	CFA'15
63	Jake Smith	C	6-3	306	3-17-92	R	Louisville	Jacksonville, Ala.	CFA'15
64	Dan France	OT	6-5	305	4-1-91	1	Michigan State	North Royalton, Ohio	CFA'14
65	Clint Boling	G	6-5	305	5-9-89	5	Georgia	Alpharetta, Ga.	D4'11
660	Trey Hopkins	G	6-3	300	7-6-92	2	Texas	Houston, Texas	CFA'14
66d	Kalafitoni Pole	DT	6-2	306	2-28-92	R	Washington State	Union City, Calif.	CFA'15
67	Sam Montgomery	DE	6-3	265	5-25-90	2	Louisiana State	Greenwood, S.C.	FA'14
68	Kevin Zeiter	G	6-4	315	3-8-90	4	Wisconsin	Waukesha, Wis.	D1b'12
69	DeShawn Williams	DT	6-1	295	12-29-92	R	Clemson	Central, S.C.	CFA'15
70	Cedric Ogbuehi	OT	6-5	310	4-25-92	R	Texas A&M	Allen, Texas	D1'15
71	Andre Smith	OT	6-4	325	1-25-87	7	Alabama	Birmingham, Ala.	D1'09
72	Tanner Hawkinson	OT	6-5	295	5-14-90	3	Kansas	McPherson, Kan.	D5'13
73	Eric Winston	OT	6-7	302	11-17-83	9	Miami (Fla.)	Midland, Texas	FA'14
74	Jake Fisher	OT	6-6	306	4-23-93	R	Oregon	Traverse City, Mich.	D2'15
75	Devon Still	DT	6-5	305	7-11-89	4	Penn State	Wilmington, Del.	D2'12
76	Kwame Geathers	DT	6-6	350	10-4-90	3	Georgia	Georgetown, S.C.	FA'14
77	Andrew Whitworth	OT	6-7	330	12-12-81	10	Louisiana State	West Monroe, La.	D2'06
79	Matthew O'Donnell	OT	6-9	340	3-26-89	1	Queen's (Canada)	Kingston (Ontario, Canada)	FA'15
80	Jake Murphy	TE	6-4	252	9-21-89	1	Utah	Alpine, Utah	FA'14
81	Tyler Kroft	TE	6-6	246	10-15-92	R	Rutgers	Downingtown, Pa.	D3a'15
82	Marvin Jones	WR	6-2	198	3-12-90	4	California	Fontana, Calif.	D5b'12
84	Jake Kumerow	WR	6-4	206	2-17-92	R	Wisconsin-Whitewater	Bartlett, Ill.	CFA'15
85	Tyler Eifert	TE	6-6	250	9-8-90	3	Notre Dame	Fort Wayne, Ind.	D1'13
86	James Wright	WR	6-1	201	12-31-91	2	Louisiana State	Buras, La.	D7a'14
87	C.J. Uzomah	TE	6-6	271	1-14-93	R	Auburn	Suwanee, Ga.	D5'15
88	Matt Lengel	TE	6-7	266	12-27-90	R	Eastern Kentucky	Mechanicsburg, Pa.	CFA'15
89	Ryan Hewitt	H-B	6-4	254	1-24-91	2	Stanford	Denver, Colo.	CFA'14
90	Michael Johnson	DE	6-7	280	2-7-87	7	Georgia Tech	Selma, Ala.	FA'15
91	Marcus Hardison	DT	6-3	315	2-14-92	R	Arizona State	Punta Gorda, Fla.	D4b'15
92	Pat Sims	DT	6-2	340	11-29-85	8	Auburn	Fort Lauderdale, Fla.	UFA(Oak.)'15
93	Will Clarke	DE	6-6	291	5-4-91	2	West Virginia	Pittsburgh, Pa.	D3'14
94	Domata Peko	DT	6-3	325	11-27-84	10	Michigan State	Pago Pago (American Samoa)	D4'06
95	Wallace Gilberry	DE	6-2	270	12-5-84	8	Alabama	Bay Minette, Ala.	FA'12
96	Carlos Dunlap	DE	6-6	280	2-28-89	6	Florida	North Charleston, S.C.	D2'10
97	Geno Atkins	DT	6-1	300	3-28-88	6	Georgia	Pembroke Pines, Fla.	D4a'10
98	Brandon Thompson	DT	6-2	305	10-19-89	4	Clemson	Thomasville, Ga.	D3b'12
99	Margus Hunt	DE	6-8	290	7-14-87	3	Southern Methodist	Karksi-Nuia (Estonia)	D2b'13

COACHING STAFF: **Head coach:** Marvin Lewis. **Assistants:** Paul Alexander (assistant head coach/offensive line), Brian Braswell (offensive quality control/assistant offensive line), Matt Burke (linebackers), Mark Carrier (defensive backs), Kyle Caskey (running backs), Brayden Coombs (offensive quality control/special teams assistant), Jeff Friday (assistant strength and conditioning), Paul Guenther (defensive coordinator), Jay Hayes (defensive line), Jonathan Hayes (tight ends), Hue Jackson (offensive coordinator), Vance Joseph (defensive backs), Marcus Lewis (defensive assistant/quality control), David Lippincott (assistant linebackers/quality control), Robert Livingston (defensive quality control/special teams assistant), Chip Morton (strength and conditioning), Darrin Simmons (special teams coordinator), James Urban (wide receivers), Ken Zampese (quarterbacks).

# PRONUNCIATION GUIDE

JULY 22, 2015

Geno Atkins.....	JEE-no	Jake Kumerow.....	KOO-mer-o
Giovani Bernard.....	jee-o-VAHN-ee	Emmanuel Lamur.....	luh-MER
Russell Bodine.....	BO-dine	Matt Lengel.....	LENG-guhl (hard "g" on second syllable)
Vontaze Burfict.....	VONN-tez BER-fict(rhymes with "perfect")	Rey Mauluga.....	RAY mow(rhymes with "now")-uh-LOO-guh
Erick Dargan.....	DAR-gan (hard "g")	Onterio McCalebb.....	mc-KAY-lebb
Darqueze Dennard.....	dar-KWEZ deh-NARD	Denarius Moore.....	deh-NAIR-ee-us
Jayson DiManche.....	dih-MAHNCH	Tom Obarski.....	o-BAR-skee
Tyler Eifert.....	IE(rhymes with "tie")-fert	Cedric Ogbuehi.....	o-BWAY-hee
Marquis Flowers.....	mar-KEECE(rhymes with "peace")	Domata Peko.....	DOE-mah-tah PECK-o
Kwame Geathers.....	kwah-MAY (pronounced as "gathers")	Kalafitoni Pole.....	kah-lah-fih-TONE-ee POLE-ay
Brandon Ghee.....	JEE	Vincent Rey.....	RAY
Paul Guenther (defensive coordinator).....	GUN-thur	Mohamed Sanu.....	suh-NOO
Cobi Hamilton.....	KO-bee	Derron Smith.....	duh-RONN
Ryan Hewitt.....	HUE-it	Devon Still.....	DEV-un
Margus Hunt.....	MAR-guss	C.J. Uzomah.....	yew-ZAH-mah
George Iloka.....	ie(rhymes with "tie")-LO-kuh	Terrell Watson.....	ter-ELL
Chris Jasperse.....	JASS-pers	Mark Weisman.....	WICE(rhymes with "nice")-man
Nico Johnson.....	NEE-ko	Ken Zampese (quarterbacks coach).....	zam-PEE-zee
Shiloh Keo.....	SHY-lo KAY-o	Kevin Zeitler.....	ZITE-ler
Dre Kirkpatrick.....	DRAY		

## PLAYER BIOGRAPHIES

(The Bengals' 2014 defensive statistics in the following biographies are press box statistics produced at the games. The Bengals' defensive statistics noted in seasons prior to 2014 were compiled by coaches while reviewing game film, and thus may differ from the press box statistics on record for those years.)



**ALFORD, MARIO**

**WR #15**

**Height:** 5-9  
**Weight:** 180  
**College:** West Virginia  
**Experience:** Rookie in 2015

**2014 games-starts:** 0-0  
**Career games-starts:** 0-0  
**Born:** 2-25-92  
**Hometown:** Greenville, Ga.  
**Acquired:** D7'15

*Alford hopes to bring his game-changing speed to the Bengals' receiving corps and special teams ... Has been clocked as low as 4.27 seconds in the 40-yard dash ... Was a standout WR and special teams player for two years at West Virginia (played in 25 games with 18 starts) after playing two years at RB at Georgia Military College ... Led the Big 12 Conference in receiving TDs (11) as a senior and earned SI.com Honorable Mention All-American ... Despite playing only two seasons with the Mountaineers, finished tied for 13th on WVU's career list in TD receptions (13) ... His 65 receptions as a senior ranks fifth on WVU single-season chart ... Ranked ninth nationally in 2014 in kickoff return average (28.6).*

**Career transactions:** Selected by Cincinnati in seventh round of 2015 NFL Draft (238th overall) ... Signed with Bengals on 5-10-15.

**Coach Marvin Lewis says:** "It's huge in the late rounds of the draft to find a guy that has some sort of special attribute — speed in Mario's case — so he has an opportunity to have a niche and make a difference. He scored a lot of touchdowns last year and had a lot of explosive plays in a very explosive offense. We just couldn't pass up his speed."

**More college highlights:** Played two seasons for West Virginia (2013-14) after two seasons at RB at Georgia Military College ('11-12.) **2014**—Started all 13 Mountaineers games as senior ... Ranked 12th nationally in receiving TDs (11) ... Second on team and ninth in Big 12 in receiving yards (945) ... Ranked sixth in Big 12 in catches (65) ... Tied for first in Big 12 and second in FBS in kickoff returns for TDs (two), going 94 yards vs. Kansas and 100 yards vs. Alabama ... Ranked second in Big 12 and eighth nationally in kickoff return yards (743) ... Named Phil Steele All-American First Team Kickoff Returner. **2013**—Played 12 West Virginia games as junior, starting five ... Caught 27-for-552, with two TDs. **2012**—Led Georgia Military College in rushing as sophomore with 541 yards on 52 carries (six TDs). **2011**—Recorded 33 carries for 226 rushing yards and four TDs as GMC freshman.

**High school:** Attended Greenville (Ga.) High School, where he earned all-state honorable mention as a quarterback ... Also starred on track team, winning 100-meter state championship with a time of 10.77 seconds.

**Personal:** Hometown is Greenville, Ga. ... Majored in multidisciplinary studies at West Virginia.



# ATKINS, GENO

DT #97

**Height:** 6-1  
**Weight:** 300  
**College:** Georgia  
**Experience:** 6th-year player in 2015

**2014 games-starts:** 16-16  
**Career games-starts:** 73-57  
**Born:** 3-28-88  
**Hometown:** Pembroke Pines, Fla.  
**Acquired:** D4a'10

*Atkins played his fifth Bengals season in 2014, starting all 16 games and the Wild Card playoff after missing last seven games and postseason in '13, due to knee injury (ACL tear) ... Named to his third Pro Bowl, as injury replacement for Detroit DT Ndamukong Suh ... Totaled 34 tackles, three sacks (second on team), eight tackles for-loss (second) and seven QB hits (third) ... Voted directly to Pro Bowl in 2011 and '12 seasons ... First-team choice on Associated Press All-Pro team for 2012 season and first-team Sports Illustrated All-Pro for '13 ... In 2012, he logged 12.5 sacks, third-most in franchise history, leading all NFL interior linemen by wide margin ... In 2011, his 7.5 sacks tied for NFL lead among interior linemen.*

**Career transactions:** Selected by Cincinnati in fourth round of 2010 NFL Draft (120th overall) ... Signed with Bengals on 7-17-10 ... Signed contract extension with Bengals on 9-2-13.

**Pro Bowl participation:** Selected to and played in three games ... Started for victorious Team Irvin in 2014 season game at Glendale, Ariz. (no statistics) ... Voted as AFC starter for 2012 season game and had one tackle ... Two tackles (one for a loss) for AFC in 2011 season contest.

**2014 highlights:** On Oct. 19 at Indianapolis, teamed with Carlos Dunlap for a nine-yard sack of Andrew Luck on a third-down play in second quarter, forcing a punt ... Had four tackles (two for-loss) Oct. 26 vs. Baltimore, including an eight-yard sack of Joe Flacco, and also forced a fumble by RB Justin Forsett (Ravens recovered) ... Led line with six tackles (one for-loss) and had a pass defended on Nov. 2 vs. Jacksonville ... On Nov. 6 vs. Cleveland, dropped QB Brian Hoyer for a four-yard loss before he could hand off the ball ... On Nov. 23 at Houston, tackled RB Alfred Blue in the end zone for a safety in second quarter, giving Bengals 9-0 lead ... Had two tackles (one for-loss), including a shared sack of Josh McCown on Nov. 30 at Tampa Bay ... Led the line with four tackles, including one for loss, on Dec. 7 vs. Pittsburgh ... On Dec. 14 at Cleveland, his lone tackle was a 10-yard sack of Johnny Manziel to force a Browns punt ... Led line with three tackles on Dec. 28 at Pittsburgh.

**Previous seasons:** **2010**—Fourth-round draftee played his way into regular D-line rotation early in training camp ... Went on to play in every game, with one start, and led team in coaches' compilation of QB pressures (19) ... Had 20 tackles, and was second on team in sacks (three) ... Combined with Michael Johnson to sack Joe Flacco for four-yard loss in win Sept. 19 vs. Baltimore, helping stall Ravens' last comeback bid ... Three tackles and two QB pressures Nov. 14 at Indianapolis, including shared sack of Peyton Manning ... Three QB pressures in first pro start, Dec. 12 at Pittsburgh. **2011**—Played in every game, with 15 starts, and started Wild Card playoff at Houston ... His 7.5 sacks tied DT Tommy Kelly of Oakland for NFL lead among interior linemen ... First interior lineman to lead Bengals in sacks since 1996 (Dan Wilkinson with 6.5) ... His 68

tackles ranked second on line and eighth on team ... Second on team in QB pressures (22) ... Tied for team lead in combined fumbles forced/recovered (four) ... On Oct. 9 at Jacksonville, scored his first TD at any level of football after recovering a fumble from QB Blaine Gabbert on Jacksonville's final play and returning 10 yards for the score ... Had five tackles with a sack in the team's Wild Card playoff on 1-7-12 at Houston. **2012**—One of 10 Bengals to start all 16 games, and his team-leading 12.5 sacks were 4.5 ahead of next-best NFL interior lineman (Detroit's Ndamukong Suh at 8.0) ... Set Bengals record for sacks by an interior lineman, easily topping Dan Wilkinson's eight from 1996 ... Ranked tied for sixth among all NFL players in sacks, highest individual rank in Bengals history, topping ninth by Eddie Edwards (13) in 1983 ... Tied for team lead in forced fumbles (four) ... Also led Bengals in coaches' compilation of tackles-for-loss (15) and QB pressures (35) ... One of only six unanimous selections to midseason All-Pro team by Pro Football Weekly ... Named by NFL as AFC Defensive Player of the Week for his performance in Cincinnati's playoff-clinching win Dec. 23 at Pittsburgh, sacking Ben Roethlisberger twice for 17 yards, forcing a fumble and leading line in tackles (eight) ... Logged two sacks of Joe Flacco for 15 yards on Sept. 10 at Baltimore ... His four tackles Sept. 23 at Washington included key 15-yard sack of Robert Griffin III with 0:29 remaining, with Redskins down seven and on Bengals' 19-yard line ... Two tackles and a QB pressure in Wild Card playoff on 1-5-13 at Houston. **2013**—Started at DT in Games 1-9 ... Suffered ACL tear in the second quarter of Game 9, Oct. 31 at Miami; placed Nov. 4 on Reserve/Injured list ... His six sacks led the team through the point of his knee injury ... Credited by coaches with 16 QB pressures (second on team through Game 9) ... Recorded 11-yard sack of Ben Roethlisberger on Sept. 16 vs. Pittsburgh ... Five tackles, 1.5 sacks and three QB pressures on Sept. 29 at Cleveland ... In Cleveland game, had shared eight-yard shared sack of Brian Hoyer in third quarter and 10-yard solo sack on first play of fourth quarter ... Had eight-yard sack of Tom Brady on second play of game Oct. 6 vs. New England, and also recorded six tackles and three QB pressures ... Had five tackles, including seven-yard shared sack, on Oct. 13 at Buffalo, and logged two QB pressures ... Two tackles, including an eight-yard sack of Geno Smith, on Oct. 27 vs. Jets ... His two tackles Oct. 31 at Miami included eight-yard sack of Ryan Tannehill.

**College:** Played four seasons (2006-09) at Georgia ... Named team's defensive MVP as a senior ... Played in team's last 45 games of his career ... Totaled 50 games and 23 starts ... Helped Bulldogs post 38-14 record, including 4-0 in bowl games ... Totaled 120 tackles, with 11 sacks.

**Personal:** Hometown is Pembroke Pines, Fla. ... Attended St. Thomas Aquinas High School, where he was named Florida Class 5-A Defensive Player of the Year as a senior ... Father, Gene Atkins, had 10-year NFL career at S with New Orleans and Miami ... Housing major at Georgia ... Enjoys traveling, playing pool and movies ... First name is pronounced "JEE-no."

## GENO ATKINS' STATISTICS

YEAR	TEAM	G-S	DEFENSE							INTERCEPTIONS					SCORING				
			ST	AT	TT	SKS-YDS	PD	FF	FR-YDS	NO	YDS	AVG	LG	TD	TD	TD-IntRt	TD-FRRt	S	PTS
2010	Cincinnati	16-1	12	8	20	3-11	1	0	0-0	—	—	—	—	—	0	0	0	0	0
2011	Cincinnati	16-15	41	27	68	7.5-37.5	2	2	2-19	—	—	—	—	—	1	0	1	0	6
2012	Cincinnati	16-16	51	17	68	12.5-90	2	4	0-0	—	—	—	—	—	0	0	0	0	0
2013	Cincinnati	9-9	15	14	29	6-52.5	0	0	0-0	—	—	—	—	—	0	0	0	0	0
2014	Cincinnati	16-16	20	14	34	3-23.5	1	1	0-0	—	—	—	—	—	0	0	0	1	2
CAREER		73-57	139	80	219	32-214.5	6	7	2-19	—	—	—	—	—	1	0	1	1	8



POSTSEASON																			
YEAR	TEAM	G-S	DEFENSE							INTERCEPTIONS					SCORING				
			ST	AT	TT	SKS-YDS	PD	FF	FR-YDS	NO	YDS	AVG	LG	TD	TD	TD-IntRt	TD-FRRt	S	PTS
2011	Cincinnati	1-1	4	1	5	1-0	0	0	0-0	—	—	—	—	—	—	—	—	—	
2012	Cincinnati	1-1	0	2	2	0-0	0	0	0-0	—	—	—	—	—	—	—	—		
2013	Cincinnati	0-0	DID NOT PLAY*							DID NOT PLAY*					DID NOT PLAY*				
2014	Cincinnati	1-1	2	1	3	0.5-4	0	0	0-0	—	—	—	—	—	—	—	—		
CAREER		3-3	6	4	10	1.5-4	0	0	0-0	—	—	—	—	—	—	—	—		

\* NOTE: Atkins was on the Reserve/Injured list for one postseason with Cincinnati in 2013.

2014 REGULAR-SEASON GAME-BY-GAME																
DATE	OPPONENT	DEFENSE									INTERCEPTIONS					
		ST	AT	TT	SKS-YDS	INT-YDS	PD	FF	FR-YDS	NO	YDS	AVG	LG	TD		
9-7	at Baltimore	1	0	1	0-0	0-0	0	0	0-0	—	—	—	—	—		
9-14	ATLANTA	0	1	1	0-0	0-0	0	0	0-0	—	—	—	—	—		
9-21	TENNESSEE	0	2	2	0-0	0-0	0	0	0-0	—	—	—	—	—		
9-28	— BYE —															
10-5	at New England	1	1	2	0-0	0-0	0	0	0-0	—	—	—	—	—		
10-12	CAROLINA	1	0	1	0-0	0-0	0	0	0-0	—	—	—	—	—		
10-19	at Indianapolis	0	1	1	0.5-4.5	0-0	0	0	0-0	—	—	—	—	—		
10-26	BALTIMORE	3	1	4	1-8	0-0	0	1	0-0	—	—	—	—	—		
11-2	JACKSONVILLE	5	1	6	0-0	0-0	1	0	0-0	—	—	—	—	—		
11-6	CLEVELAND	1	0	1	0-0	0-0	0	0	0-0	—	—	—	—	—		
11-16	at New Orleans	1	1	2	0-0	0-0	0	0	0-0	—	—	—	—	—		
11-23	at Houston	2	0	2	0-0	0-0	0	0	0-0	—	—	—	—	—		
11-30	at Tampa Bay	1	1	2	0.5-1	0-0	0	0	0-0	—	—	—	—	—		
12-7	PITTSBURGH	3	1	4	0-0	0-0	0	0	0-0	—	—	—	—	—		
12-14	at Cleveland	1	0	1	1-10	0-0	0	0	0-0	—	—	—	—	—		
12-22	DENVER	0	1	1	0-0	0-0	0	0	0-0	—	—	—	—	—		
12-28	at Pittsburgh	0	3	3	0-0	0-0	0	0	0-0	—	—	—	—	—		
TOTALS		20	14	34	3-23.5	0-0	1	1	0-0	—	—	—	—	—		



# BERNARD, GIOVANI

HB #25

**Height:** 5-9  
**Weight:** 205  
**College:** North Carolina  
**Experience:** 3rd-year player in 2015

**2014 games-starts:** 13-9  
**Career games-starts:** 29-9  
**Born:** 11-22-91  
**Hometown:** Boca Raton, Fla.  
**Acquired:** D2a'13

*Bernard has been a high-impact addition to Bengals offense in his first two pro seasons, averaging 1119 yards from scrimmage for the two campaigns ... Contributed 1029 scrimmage yards in 2014 despite missing three games due to hip and clavicle injuries ... Ranked third on '14 team scrimmage yards and second in TDs (seven) ... Rushed for career-high 137 yards on Oct. 12 vs. Carolina, including 89-yard TD run, the second-longest rush in Bengals history ... Has demonstrated the ability to create highlight-reel plays in the open field ... His 56 receptions in 2013 stand as franchise record for RBs.*

**Career transactions:** Selected by Cincinnati in second round of 2013 NFL Draft (37th overall) ... Signed with Bengals on 5-23-13.

**2014 general:** Started at HB in Games 1-7, 11 and 13 ... Came off bench in Games 12 and 14-16 ... Inactive for Games 8-10, due to hip and clavicle injuries suffered Oct. 26 vs. Baltimore ... Rushed 168-for-680 (4.0) with five TDs and caught 43-for-349 with two TDs.

**2014 game-by-game:** Rushed 14-for-48 on Sept. 7 vs. Baltimore and tied for team lead in receptions, catching six-for-62 ... Tallied a career-best 169 yards from scrimmage (team high for the season) on Sept. 14 vs. Atlanta, rushing 27-for-90, with a four-yard TD, and catching a team-high five-for-79 ... Rushed 14-for-47 with two one-yard TD runs on Sept. 21 vs. Tennessee ... On Oct. 12 vs. Carolina, had 18 rushes for a career-high 137 yards (7.6), with an 89-yard TD, second-longest rush in Bengals history ... Returned to starting lineup on Nov. 23 at Houston after missing three games, and rushed 17-for-45 and had two catches for 22 yards ... On Nov. 30 at Tampa Bay, led team with 49 rushing yards on 10 carries (4.9) and had one catch for four yards ... Logged 103 scrimmage yards on Dec. 14 at Cleveland, rushing 15-for-79 (5.3), and caught three-for-24, including key 14-yard reception to Browns five on a third-down play on opening TD drive. ... Rushed eight-for-36 (4.5) and caught five-for-45 with a TD on Dec. 22 vs. Denver, his TD coming on a 22-yard catch-and-run to extend the Bengals lead to 27-14 in third quarter ... Rushed three-for-eight and caught seven-for-56 with a 17-yard receiving on Dec. 28 at Pittsburgh ... Led team in scrimmage yards (52) in Wild Card playoff at Indianapolis.

**2013:** His 1209 yards from scrimmage ranked second on team, behind WR A.J. Green, and his total was second-most in Bengals history by a rookie, behind only 1388 by HB Corey Dillon in 1997 ... He rushed for 4.1-yard average (170-695) and scored eight TDs (five rushing, three receiving) ... Led team in offensive touches (226), and selected to All-Rookie team by Pro Football Weekly/Pro Football Writers Association ... Rushed 170-for-695 (4.1) with five TDs and caught 56-for-514 and three TDs ... His 56 receptions were franchise's most by any RB, rookie or veteran, breaking James Brooks' record of 55 in 1985,

and his 514 receiving yards were third-most for any Bengals RB ... Third on team in total TDs (eight) and second on team in receptions ... On Sept. 16 vs. Pittsburgh, became first Bengals rookie to score rushing and receiving TD in same game since FB Craig Taylor in 1989, logging seven-yard rushing score and 27-yard receiving TD ... Led team in yards from scrimmage (99) on Sept. 22 vs. Green Bay, rushing 10-for-50 with TD and catching four-for-49 ... Led team in yards from scrimmage (69) for third consecutive week Oct. 6 vs. New England, rushing 13-for-62 with two-for-seven receiving ... Had 100 scrimmage yards (72 receiving and 28 rushing) Oct. 13 at Buffalo, scoring 20-yard TD on shovel pass in second quarter and adding key 23-yard receiving gain in OT ... On Oct. 20 at Detroit, had key eight-yard reception as time was ticking down to set up game-winning FG ... On Oct. 31 at Miami, scored two TDs, including 35-yard highlight reel effort on which he appeared to be stopped for a loss but reversed field and slipped multiple tackles en route to end zone ... On Dec. 8 vs. Indianapolis, rushed for team season-high 99 yards on 12 carries (8.3) and caught four-for-49, leading team in scrimmage yards with personal season-high of 148 ... His two-for-47 receiving Dec. 22 vs. Minnesota included another highlight-reel effort — 41 yards on a screen pass to Vikings' seven ... Logged 118 scrimmage yards in Wild Card playoff on 1-5-14 vs. San Diego (12-45 rushing and 7-73 receiving).

**College:** Played two seasons (2011-12) at North Carolina, after taking a redshirt year in '10 due to knee injury ... Scored 31 TDs over his two campaigns and set school record for yards-per-rush (5.9) ... Rushed for 2481 yards and added 852 more as a receiver (92 catches) ... First UNC player since Natrone Means in 1990-91 to produce back-to-back 1000-yard rushing seasons (1253 and 1228) ... Consistent performer who averaged 107.9 rushing yards and 144.9 yards from scrimmage per game ... Scored 19 TDs in his 10 games in 2012, including two on punt returns, and finished second in voting for ACC Player of the Year ... In 2011, joined Amos Lawrence (1977) as only freshman tailbacks in UNC history to earn first-team All-ACC.

**Personal:** Hometown is Boca Raton, Fla. ... Attended St. Thomas Aquinas High School in Fort Lauderdale, Fla., where he was rated the No. 2 RB in Florida by the Orlando Sun-Sentinel, helping guide Raiders to consecutive Class 5A state titles as a sophomore and junior, followed by a 13-1 season as a senior ... Exercise and Sport Science major at North Carolina ... Older brother, Yvenson, was an All Pac-10 tailback at Oregon State and played in CFL ... Son of Haitian immigrants who established a dry cleaning business in Boca Raton ... Traveled to Haiti during 2014 offseason for community work activities ... In 2011, when he made successful comeback from serious 2010 knee injury (ACL tear), he won Atlantic Coast Conference's Brian Piccolo Award, for player displaying most courage ... First name is pronounced "jee-o-VAHN-ee."

## GIOVANI BERNARD'S STATISTICS

YEAR	TEAM	G-S	RUSHING					RECEIVING					SCORING					
			ATT	YDS	AVG	LG	TD	NO	YDS	AVG	LG	TD	TD	TD-R	TD-P	TD-Rt	2-PIC	PTS
2013	Cincinnati	16-0	170	695	4.1	35t	5	56	514	9.2	41	3	8	5	3	0	0	48
2014	Cincinnati	13-9	168	680	4.0	89t	5	43	349	8.1	46	2	7	5	2	0	0	42
CAREER		29-9	338	1375	4.1	89t	10	99	863	8.7	46	5	15	10	5	0	0	90


RUSHING SINGLE-GAME HIGHS: ATTEMPTS—27 (9-14-14 vs. Atlanta). YARDS—137 (10-12-14 vs. Carolina). LONG—89t (10-12-14 vs. Carolina). TOUCHDOWNS—2 (two times; most recently on 9-21-14 vs. Tennessee).  
 RECEIVING SINGLE-GAME HIGHS: RECEPTIONS—8 (11-10-13 at Baltimore). YARDS—79 (9-14-14 vs. Atlanta). LONG—46 (9-14-14 vs. Atlanta). TOUCHDOWNS—1 (five times; most recently on 12-28-14 at Pittsburgh).

## POSTSEASON

YEAR	TEAM	G-S	RUSHING					RECEIVING					SCORING					
			ATT	YDS	AVG	LG	TD	NO	YDS	AVG	LG	TD	TD	TD-R	TD-P	TD-Rt	2-PIC	PTS
2013	Cincinnati	1-0	12	45	3.8	12	0	7	73	10.4	17	0	—	—	—	—	—	—
2014	Cincinnati	1-0	3	6	2.0	6	0	8	46	5.8	13	0	—	—	—	—	—	—
CAREER		2-0	15	51	3.4	12	0	15	119	7.9	17	0	—	—	—	—	—	—

## CAREER GAME-BY-GAME

DATE	OPPONENT	RUSHING					RECEIVING				
		ATT	YDS	AVG	LG	TD	NO	YDS	AVG	LG	TD
<b>2013 / CINCINNATI</b>											
9-8	at Chicago	4	22	5.5	7	0	1	8	8.0	8	0
9-16	PITTSBURGH	8	38	4.8	8	1	1	27	27.0	27t	1
9-22	GREEN BAY	10	50	5.0	17	1	4	49	12.3	31	0
9-29	at Cleveland	10	37	3.7	6	0	6	38	6.3	10	0
10-6	NEW ENGLAND	13	62	4.8	28	0	2	7	3.5	6	0
10-13	at Buffalo	15	28	1.9	7	0	6	72	12.0	23	1
10-20	at Detroit	7	27	3.9	7	0	5	32	6.4	8	0
10-27	N.Y. JETS	5	18	3.6	5	0	1	9	9.0	9	0
10-31	at Miami	9	79	8.8	35t	2	4	25	6.3	10	0
11-10	at Baltimore	14	58	4.1	18	0	8	37	4.6	18t	1
11-17	CLEVELAND	10	45	4.5	13	0	4	41	10.3	25	0
11-24	— BYE —										
12-1	at San Diego	14	57	4.1	19	0	1	9	9.0	9	0
12-8	INDIANAPOLIS	12	99	8.3	20	0	4	49	12.3	22	0
12-15	at Pittsburgh	13	33	2.5	7	1	2	13	6.5	8	0
12-22	MINNESOTA	13	20	1.5	4	0	2	47	23.5	41	0
12-29	BALTIMORE	13	22	1.7	7	0	5	51	10.2	27	0
<b>Postseason</b>											
1-5	SAN DIEGO	12	45	3.8	12	0	7	73	10.4	17	0
<b>2014 / CINCINNATI</b>											
9-7	at Baltimore	14	48	3.4	16	0	6	62	10.3	32	0
9-14	ATLANTA	27	90	3.3	12	1	5	79	15.8	46	0
9-21	TENNESSEE	14	47	3.4	12	2	1	7	7.0	7	0
9-28	— BYE —										
10-5	at New England	13	62	4.8	13	0	2	10	5.0	7	0
10-12	CAROLINA	18	137	7.6	89t	1	4	20	5.0	11	0
10-19	at Indianapolis	7	17	2.4	6	0	2	-1	-0.5	0	0
10-26	BALTIMORE	16	45	2.8	8	1	2	2	1.0	2	0
11-2	JACKSONVILLE			INACTIVE					INACTIVE		
11-6	CLEVELAND			INACTIVE					INACTIVE		
11-16	at New Orleans			INACTIVE					INACTIVE		
11-23	at Houston	17	45	2.6	19	0	2	22	11.0	13	0
11-30	at Tampa Bay	10	49	4.9	15	0	1	4	4.0	4	0
12-7	PITTSBURGH	6	17	2.8	4	0	3	19	6.3	7	0
12-14	at Cleveland	15	79	5.3	14	0	3	24	8.0	14	0
12-22	DENVER	8	36	4.5	23	0	5	45	9.0	22t	1
12-28	at Pittsburgh	3	8	2.7	7	0	7	56	8.0	17t	1
<b>Postseason</b>											
1-4	at Indianapolis	3	6	2.0	6	0	8	46	5.8	13	0



# BODINE, RUSSELL

C #61

**Height:** 6-3  
**Weight:** 308  
**College:** North Carolina  
**Experience:** 2nd-year player in 2015

**2014 games-starts:** 16-16  
**Career games-starts:** 16-16  
**Born:** 6-30-92  
**Hometown:** Scottsville, Va.  
**Acquired:** D4'14

*Bodine is only the third player in Bengals history obtained by trading up in the draft, and in 2014 he started every game, including Wild Card playoff ... Among Bengals rookies not drafted in first round, he became first since G Eric Steinbach in 2003 to hold down starting spot for full season ... Steinbach was second-rounder, Bodine only fourth ... Bengals traded to move up 12 spots in fourth round ... Despite being mid-draft selection, Bodine was tagged by coaches as likely starter from early days of minicamps ... Has the size and strength to successfully battle top DTs ... Helped 2014 Bengals rank third in the NFL in fewest sacks allowed (23), third in least sack yardage allowed (130) and sixth in rushing yards (134.2 per game) ... Entered draft after junior season at North Carolina.*

**Career transactions:** Selected by Cincinnati in fourth round of 2014 NFL Draft (111th overall) ... Signed with Bengals on 5-23-14.

**2014 highlights:** Part of protection that allowed no sacks through Games 1-3 for first time in franchise history ... Helped pave way for 170 rushing yards Sept. 14 vs. Atlanta ... Supported protection on Sept. 21 vs. Tennessee which allowed no sacks of Andy Dalton for third consecutive game ... Helped power the way for three one-yard TD runs in goal line situations on Oct. 26 vs. Baltimore, including game winning TD by Andy Dalton on fourth-and-one play late in the fourth quarter ... Helped lead the way for 423 yards on Nov. 2 vs. Jacksonville, including 191 rushing yards ... On Nov. 16 at New Orleans, supported pass protection allowing only one sack for one yard as Dalton posted career-best 143.9 passer rating, and helped pave way for 186 rushing yards ... On Dec. 7 vs. Pittsburgh, supported protection of Dalton 128.8 passer rating, while offense totaled 408 yards ... Helped power offense to 244 rushing yards on Dec. 14 at Cleveland, the highest rushing yardage total for the Bengals since Nov. 28, 2004 vs. Cleveland (253 yards) ... Had key block on Jeremy Hill 16-yard TD run at Cleveland ... On Dec. 22 vs. Denver, supported protection which allowed no sacks, and helped power offense to 207 rushing yards, marking first time Bengals had rushed for 200 yards in consecutive games since Weeks 10-12 of 2003, when they did it in three consecutive games.

He's No. 3: The Bengals selected Bodine with the No. 111 selection in the 2014 draft, trading Nos. 123 and 199 to Seattle to move up 12 spots in the

fourth round. Only twice previously had the Bengals traded up. In 1995, Cincinnati selected HB Ki-Jana Carter with the No. 1 pick after trading Nos. 5 and 36 to Carolina. In 2002, the Bengals took TE Matt Schobel with No. 67 (third round) after trading Nos. 73 and 145 to Carolina.

**College:** Played three seasons (2011-13) at North Carolina, with redshirt year in 2010 ... Played 34 games with 27 starts ... Started at C his last two seasons after primarily playing guard as a freshman ... Credited by coaches with 23 TD-resulting blocks ... Started all 13 games at C in 2013 as a junior and earned All-Atlantic Coast conference honorable mention from league coaches ... Credited with 10 or more knockdown blocks in five games in '13 ... A sophomore starter in 2012, helped Tar Heels to 8-4 season and school records for points (487) and points per game (40.8) ... The 2012 team ranked second in ACC in offense (5827), a 485.6-yard average per game. Played in nine games in 2011 as redshirt freshman, with two starts at C as injury replacement ... Redshirt season in 2010.

**Personal:** Hometown is Scottsville, Va. ... Attended Fork Union (Va.) Military Academy, where he played G, C and DT ... Twice named all-state in the highest of the three private school divisions ... Also lettered in track, and won indoor state shot put championship as a senior with a throw of 49 feet, 3.25 inches ... Majored at North Carolina in Communication Studies ... Last name is pronounced "BO-dine."

## RUSSELL BODINE'S STATISTICS

GAMES-STARTS			
YEAR	TEAM	GAMES	STARTS
2014	Cincinnati.....	16	16
CAREER		16	16

## POSTSEASON

GAMES-STARTS			
YEAR	TEAM	GAMES	STARTS
2014	Cincinnati.....	1	1
CAREER		1	1



# BOLING, CLINT

G #65

**Height:** 6-5  
**Weight:** 305  
**College:** Georgia  
**Experience:** 5th-year player in 2015

**2014 games-starts:** 16-16  
**Career games-starts:** 49-47  
**Born:** 5-9-89  
**Hometown:** Alpharetta, Ga.  
**Acquired:** D4'11

*Versatile pro completed his third season as a starter in 2014, opening 14 games at LG and two at ROT ... Started at LG in Wild Card playoff ... Moved to ROT spot for Games 13-14, replacing injured Andre Smith, and went back to LG for Games 15-16 as Eric Winston took ROT spot ... Was key cog in Bengals ranking third in NFL in fewest sacks allowed (23), third in least sack yardage allowed (130) and sixth in rushing yards (134.2 per game) ... Averted offensive turnovers with pair of fumble recoveries ... Came back to open 2014 season as starting LG after quicker-than-expected recovery from December '13 knee injury.*

**Career transactions:** Selected by Cincinnati in fourth round of 2011 NFL Draft (101st overall) ... Signed with Bengals on 7-29-11 ... Re-signed with Bengals as unrestricted free agent on 3-11-15.

**2014 highlights:** Started at LG in Games 1-12 and 15-16 and at ROT in Games 13-14 ... Part of protection that allowed no sacks in Games 1-3 for first time in franchise history ... Helped pave way for 170 rushing yards Sept. 14 vs. Atlanta ... Supported protection on Sept. 21 vs. Tennessee which allowed no sacks of Andy Dalton for third consecutive game ... Helped power the way for three one-yard TD runs in goal line situations on Oct. 26 vs. Baltimore, including game winning TD by Andy Dalton on fourth-and-one play late in the fourth quarter ... Helped lead the way for 423 yards, including 191 rushing, on Nov. 2 vs. Jacksonville ... On Nov. 16 at New Orleans, supported pass protection allowing only one sack for one yard as Andy Dalton posted career-best 143.9 passer rating, and helped pave way for 186 rushing yards ... Also at New Orleans, had a key block on 62-yard Jeremy Hill rush ... Started first career game at ROT on Dec. 7 vs. Pittsburgh, and supported protection of Andy Dalton who posted a 128.8 passer rating, while offense totaled 408 yards ... Started at ROT and played some LG on Dec. 14 at Cleveland, while helping power offense to 244 rushing yards, and recovered a Jeremy Hill fumble at Bengals 28 in fourth quarter ... On Dec. 22 vs. Denver, supported protection which allowed no sacks of Andy Dalton, and helped power offense to 207 rushing yards, marking first time Bengals had rushed for 200 yards in consecutive games since Weeks 10-12 of 2003, when they did it in three consecutive games ... Also vs. Denver, recovered a Jermaine Gresham fumble at Bengals 48 in fourth quarter.

**Previous seasons:** **2011**—Rookie started Games 1-3 at RG in place of suspended Bobbie Williams ... In reserve role for Games 4 and 16 ... Inactive for Games 5-13, and active-DNP for Games 14-15 and for Wild Card playoff at Houston ... In season opener Sept. 11 at Cleveland, aided Cedric Benson's 121-yard, one-TD rushing effort. **2012**—Started at LG in all 16 games, and also started Wild Card playoff at Houston ... Helped HB BenJarvus Green-Ellis rank first in NFL in third-and-one rushing conversions, edging Houston's Arian Foster by one (14-13), and Green-Ellis had only 15 attempts to Foster's 19 ... Helped Green-Ellis rush for at least 100 yards four times in five-game stretch (Games 10-12 and 14), with 168.2 team average in that span ... Took over No. 1 LG spot early in preseason opener when anticipated competition with veteran free agent Travelle Wharton was halted by season-ending Wharton knee injury ... Supported blocking effort Sept. 23 at Washington that netted season highs in points (38) and net yards (478) ... Supported season-best 221 rushing yards with 6.5 average Nov. 25 vs. Oakland ... In Thursday night win Dec. 13 at Philadelphia, aided rushing effort of 41-for-157 (3.8) and season-best 37:40

possession time, with Green-Ellis (106) becoming only second player in team history to log four 100-yard rushing totals in span of five team games. **2013**—Started at LG in Games 1-12 ... Placed Dec. 3 on Reserve/Injured list, following knee injury suffered in Game 12, Dec. 1 at San Diego ... Contributed to Bengals '13 NFL rankings of 10th in net offense and tied for sixth in scoring ... On Sept. 16 vs. Pittsburgh, supported no sacks allowed and offensive output of 407 yards ... On Oct. 6 vs. New England, supported 162 rushing yards on 39 carries (4.2) ... On Oct. 13 at Buffalo, contributed to season-high in total net yards (483), including season-high 165 rushing ... On Oct. 20 at Detroit, protected Andy Dalton for 372 passing yards and then career-high 135.9 passer rating ... Helped lead effort Oct. 27 vs. the Jets which allowed only one sack for two yards as Dalton threw for 325 yards and a career-high five TDs, posting his third consecutive game with a passer rating of more than 100 (125.7) ... Left game in the first quarter on Dec. 1 at San Diego after suffering season-ending knee injury.

**College:** Played four seasons (2007-10) at Georgia ... Capped career by earning 2010 first-team All-America honors from Pro Football Weekly ... Played every line position except center while seeing action in 51 games with 49 starts ... Departed with second-most starts for a non-kicker in school history, trailing only QB David Greene (52) ... Started 19 games at LOT, 19 at RG and 11 at ROT ... Voted to Georgia's 2001-10 Team of the Decade ... In his first three seasons, Bulldogs posted three bowl wins (Sugar, Capital One and Independence, in that order).

**Personal:** Hometown is Alpharetta, Ga. ... Attended Chattahoochee (Ga.) High, earning Class 5A All-State honors from the Atlanta Journal-Constitution and the Georgia Sports Writers Association as a senior in 2006 ... Also started for prep basketball team ... Earned degree from Georgia in insurance risk management ... In high school, named school's Academic Athlete of the Year in 2004 and '05.

## CLINT BOLING'S STATISTICS

### GAMES-STARTS


YEAR	TEAM	GAMES	STARTS
2011	Cincinnati.....	5	3
2012	Cincinnati.....	16	16
2013	Cincinnati.....	12	12
2014	Cincinnati.....	16	16
CAREER		49	47

### POSTSEASON

#### GAMES-STARTS

YEAR	TEAM	GAMES	STARTS
2011	Cincinnati.....	*DID NOT PLAY	
2012	Cincinnati.....	1	1
2013	Cincinnati.....	*DID NOT PLAY	
2014	Cincinnati.....	1	1
CAREER		2	2

\* NOTE: Boling was active/DNP for one postseason game with Cincinnati in 2011. He was on the Reserve/Injured list for one postseason game with Cincinnati in 2013.



# BURFICT, VONTAZE

LB #55

**Height:** 6-1  
**Weight:** 250  
**College:** Arizona State  
**Experience:** 4th-year player in 2015

**2014 games-starts:** 5-5  
**Career games-starts:** 37-35  
**Born:** 9-24-90  
**Hometown:** Corona, Calif.  
**Acquired:** CFA'12

*Burfict is out in 2015 to regain his 2013 Pro Bowl form, after having his 2014 campaign derailed by injuries ... Led Bengals in tackles in each of his first two pro seasons (2012-13) ... Placed Dec. 9 of last season on Reserve/Injured list, part of continuing rehab from knee injury suffered Oct. 26 vs. Baltimore ... Missed time due to concussions, and also to a cervical strain, prior to the knee injury ... Signed contract extension through 2017 on Aug. 27 ... Led 2013 Bengals in tackles by margin of 94 and earned an AFC Defensive Player of the Week award for his performance in Week 11 vs. Cleveland ... Credited by coaches for exceptional natural football instincts and field awareness ... Undrafted out of Arizona State in 2012, he signed with Bengals as a college free agent and quickly validated previous projections that he would be a first-round choice, disproving later reports that he was undisciplined and out of shape ... In addition to 2013 season Pro Bowl nod, he was named to second-team Associated Press All-Pro spot.*

**Career transactions:** Signed with Cincinnati as college free agent on 5-2-12 ... Signed contract extension with Bengals on 8-27-14.

**Pro Bowl participation:** Made Pro Bowl debut in the 2013 season contest, starting for victorious Team Rice ... Finished second on team in tackles (five) and intercepted an Andrew Luck pass at Team Sanders 27 in first quarter.

**2014 highlights:** Started at WLB for Games 1-2 and 5-7 ... Inactive (concussion) for Games 3-4 and Games 8-13 (knee) ... Sidelined early by concussions in both Game 1 and Game 2 ... Sidelined early in Game 6 due to a cervical strain ... Placed on Reserve/Injured list on Dec. 9, due to knee injury rehab ... For the season, logged 29 tackles (two for loss), a forced fumble, a fumble recovery two passes defended and two QB hits ... On Sept. 7 at Baltimore, helped seal Bengals' first-half dominance by forcing a Bernard Pierce fumble and recovering it at Ravens 23, setting up FG for 15-0 lead ... Also at Ravens, had a pass defended and totaled four tackles (one for loss) and one QB hit ... Four tackles and one QB hit Sept. 14 vs. Atlanta ... On Oct. 12 vs. Carolina, ranked second on team with 10 tackles (one for-loss) ... Had four tackles on Oct. 19 at Indianapolis before leaving game with cervical strain ... Tied for team lead with seven tackles on Oct. 26 vs. Baltimore.

**Previous seasons:** 2012—Played in all 16 games as a rookie, and started last 14 after claiming starting WLB spot that was opened by an injury to Thomas Howard ... Also started Wild Card playoff game ... Led team in tackles (174) and had two fumble recoveries, one on defense and another on special teams ... Had team's four highest game-totals in tackles — 23 on Dec. 30 vs. Baltimore, 16 on Oct. 21 vs. Pittsburgh, 15 on Dec. 2 at San Diego and 14 on Dec. 9 vs. Dallas ... Second on team in tackles-for-loss (eight) ... Credited with his first career start Sept. 23 at Washington (seven tackles) ... Logged first career sack on Sept. 30 at Jacksonville, with an 11-yarder against Blaine

Gabbert ... Led team in tackles (12) in key win on Dec. 23 at Pittsburgh ... Team season-high 23 tackles, including 14 solos, on Dec. 30 vs. Baltimore ... Logged 10 tackles in Wild Card playoff on 1-5-13 at Houston. 2013—Started every game, with team-high 204 tackles, plus three sacks, an INT, one forced fumble, two fumble recoveries (one returned for TD) and 10 passes defended (tied for front seven lead) ... Led team with eight tackles-for-loss, and had 11 QB pressures ... Had wide lead over second-place tackler (MLB Rey Mauluga with 110) ... Led team in tackles 12 times, tied for lead twice, finished second once and tied for second once ... Had team's four highest game-totals of the season in tackles, led by 18 on Nov. 17 vs. Cleveland ... Recorded team-high 11 tackles and 10-yard shoestring sack of Tom Brady Oct. 6 vs. New England ... Came into Dec. 1 game at San Diego rated questionable with an ankle injury, but still led team with 13 tackles, along with a pass defended and two QB pressures ... Missed fourth quarter Dec. 22 vs. Minnesota (concussion), but still tied for team lead with six tackles, including first two-sack game, and had two additional QB pressures ... Led team with 16 tackles, including one for loss, on Dec. 29 vs. Baltimore ... Seven tackles, including a shared sack, in Wild Card playoff on 1-5-14 vs. San Diego.

**No apprenticeship:** Burfict in 2012 set a Bengals mark for most starts (14) in a rookie season by a player signed as a college free agent. The Elias Sports Bureau reports that since the 1970 merger, only two undrafted rookies had previously started as many as half of Cincinnati's games — LB Armeigis Spearman of Ole Miss (11 games in 2000) and OT Kevin Sargent of Eastern Washington (eight games in 1992).

**College:** Played three seasons at MLB for Arizona State (2009-11), seeing action in 37 games with 32 starts ... Totaled 228 career tackles, including 22.5 for loss, seven sacks, four forced fumbles, three fumble recoveries and an INT ... Played in all 13 games in 2011, with 12 starts, and logged 69 tackles, including five sacks ... Reached semifinals consideration as a junior as a candidate for Butkus Award (top college LB) ... In sophomore season in 2010, led team with a career-best 90 tackles, and also had two forced fumbles ... Earned the starting MLB spot in the fourth game of his freshman season, logging 69 tackles, two sacks, two forced fumbles and two fumble recoveries ... Named the 2009 Pac-10 Defensive Freshman of the Year, and was selected to multiple Freshman All-America lists.

**Personal:** Hometown is Corona, Calif. ... Attended Centennial High School, rated a national prep power, and helped lead team to No. 2 national ranking as senior ... Prep All-American, and one of most highly-rated prospects in the country as senior ... Majored in Interdisciplinary Studies at Arizona State, with emphasis in criminal justice and sociology ... Enjoys golf ... First name is pronounced "VONN-tez" and last name is pronounced "BER-fict" (rhymes with "perfect").

## VONTAZE BURFICT'S STATISTICS


YEAR	TEAM	G-S	DEFENSE							INTERCEPTIONS					SCORING				
			ST	AT	TT	SKS-YDS	PD	FF	FR-YDS	NO	YDS	AVG	LG	TD	TD	TD-IntRt	TD-FRRt	S	PTS
2012	Cincinnati	16-14	100	74	174	1-11	3	0	1-0	0	0	—	—	0	0	0	0	0	0
2013	Cincinnati	16-16	141	63	204	3-20	10	1	2-13	1	12	12.0	12	0	1	0	1	0	6
2014	Cincinnati	5-5	15	14	29	0-0	2	1	1-0	0	0	—	—	0	0	0	0	0	0
CAREER		37-35	256	151	407	4-31	15	2	4-13	1	12	12.0	12	0	1	0	1	0	6

## POSTSEASON

YEAR	TEAM	G-S	DEFENSE							INTERCEPTIONS					SCORING					
			ST	AT	TT	SKS-YDS	PD	FF	FR-YDS	NO	YDS	AVG	LG	TD	TD	TD-IntRt	TD-FRRt	S	PTS	
2012	Cincinnati	1-1	6	4	10	0-0	0	0	0-0	—	—	—	—	—	—	—	—	—	—	—
2013	Cincinnati	1-1	5	2	7	0.5-3	0	0	0-0	—	—	—	—	—	—	—	—	—	—	—
2014	Cincinnati	0-0	DID NOT PLAY*							DID NOT PLAY*					DID NOT PLAY*					
CAREER		2-2	11	6	17	0.5-3	0	0	0-0	—	—	—	—	—	—	—	—	—	—	—

\* NOTE: Burfict was on the Reserve/Injured list for one postseason game with Cincinnati in 2014.

2014 REGULAR-SEASON GAME-BY-GAME															
DATE	OPPONENT	DEFENSE									INTERCEPTIONS				
		ST	AT	TT	SKS-YDS	INT-YDS	PD	FF	FR-YDS	NO	YDS	AVG	LG	TD	
9-7	at Baltimore	4	0	4	0-0	0-0	1	1	1-0	—	—	—	—	—	
9-14	ATLANTA	2	2	4	0-0	0-0	1	0	0-0	—	—	—	—	—	
9-21	TENNESSEE				INACTIVE						INACTIVE				
9-28	— BYE —														
10-5	at New England				INACTIVE						INACTIVE				
10-12	CAROLINA	7	3	10	0-0	0-0	0	0	0-0	—	—	—	—	—	
10-19	at Indianapolis	1	3	4	0-0	0-0	0	0	0-0	—	—	—	—	—	
10-26	BALTIMORE	1	6	7	0-0	0-0	0	0	0-0	—	—	—	—	—	
11-2	JACKSONVILLE				INACTIVE						INACTIVE				
11-6	CLEVELAND				INACTIVE						INACTIVE				
11-16	at New Orleans				INACTIVE						INACTIVE				
11-23	at Houston				INACTIVE						INACTIVE				
11-30	at Tampa Bay				INACTIVE						INACTIVE				
12-7	PITTSBURGH				INACTIVE						INACTIVE				
12-14	at Cleveland				RESERVE / INJURED						RESERVE / INJURED				
12-22	DENVER				RESERVE / INJURED						RESERVE / INJURED				
12-28	at Pittsburgh				RESERVE / INJURED						RESERVE / INJURED				
TOTALS		15	14	29	0-0	0-0	2	1	1-0	—	—	—	—	—	



# BURKHEAD, REX

HB #33

**Height:** 5-10  
**Weight:** 210  
**College:** Nebraska  
**Experience:** 3rd-year player in 2015

**2014 games-starts:** 9-0  
**Career games-starts:** 10-0  
**Born:** 7-2-90  
**Hometown:** Plano, Texas  
**Acquired:** D6a'13

*Sixth-round 2013 draft choice has been a strong special teams performer, and he broke through as an offensive contributor late in 2014 ... Scored first NFL TD on 10-yard rush on Dec. 14 at Cleveland ... Started at a WR spot in Wild Card playoff at Indianapolis, in part due to injuries to WR corps ... His season got off to a slow start, as he suffered knee strain on Aug. 16 in preseason game vs. N.Y. Jets, missing final two preseason games and first three regular-season games ... On roster for the full '13 season and saw action in one game, but significant play time opportunities did not materialize as veteran HBs remained largely injury-free ... Limited as a senior at Nebraska by a knee sprain, but left as school's No. 5 all-time rusher, scoring 35 total TDs.*

**Career transactions:** Selected by Cincinnati in sixth round of 2013 NFL Draft (190th overall) ... Signed with Bengals on 5-13-13.

**2014 highlights:** Played in nine games (Games 5-6, 8-10 and 13-16), and also played in Wild Card playoff ... Rushed nine-for-27 with a TD in regular season, also logging seven catches for 49 yards and four special teams tackles ... Inactive for Games 1-3 (knee) and Games 4, 7 and 11-12 (coaches' decision) ... On Nov. 2 vs. Jacksonville, tipped a Bryan Anger punt, causing it to travel only 27 yards ... Saw first career action on offense Nov. 2 vs. Jacksonville and caught two-for-10 ... Rushed four-for-12 and caught two-for-three on Nov. 6 vs. Cleveland ... Rushed two-for-one and caught three-for-36, including key 15-yard reception on third-and-11 play, on Nov. 16 at New Orleans ... On Dec. 14 at Cleveland, rushed three-for-14, including 10-yard TD rush in fourth quarter, his first NFL TD ... In Wild Card playoff on 1-5-14 at Indianapolis, pressed into service to aid an injury-thinned WR corps and had a 23-yard rush on a reverse on game's first play, and he also caught three-for-34.

**2013:** Played in one game as a rookie, seeing special teams action on Nov. 10 at Baltimore ... Inactive for Games 1-9 and 11-16 ... Slowed early in season by hamstring strain suffered in practice ... Played in all four preseason games, rushing 28-for-130 with one TD, and caught five passes for 39 yards.

**College:** Played four seasons (2009-12) at Nebraska, with 44 games played and 22 starts ... His 3329 career rushing yards included 14 games of 100 or more yards, with career rushing average of 5.2 per carry ... Knee sprain affected him for a number of games as a senior, but he recorded a 6.9-yard average on his 98 rushes and completed one of the most successful all-around careers in program history ... His 35 TDs included 30 rushing and five as a

receiver ... Helped lead Cornhuskers to 39-16 record over his four seasons, and was noted for major academic and community service accomplishments.

**Run to the White House:** Burkhead's commitment to community service has been personified by his friendship with nine-year-old Jack Hoffman, a cancer patient from Atkinson, Neb. Jack contacted Nebraska in 2011, asking for a Burkhead photo. Burkhead offered to meet Jack, and his involvement in their relationship led to national notice when he arranged for Jack to suit up in a Cornhusker uniform and "run for a touchdown" in the 2013 NU spring football game before a crowd of more than 60,000. President Obama responded by inviting Jack and his family to the White House, and the family included Burkhead in its party. In honor of Jack Hoffman, Burkhead has launched the Team Jack Foundation.

**More on community service:** In addition to his work with the Team Jack Foundation (see previous item), Burkhead is a frequent participant in Bengals and NFL community outreach activities ... He is a speaker for the NFL's Play60 program, and his past outreach work has included team hospital visits, activity with Madonna Wheelchair Football Workshop, the Fellowship of Christian Athletes and benefits for Irving (Texas) Recreation Center ... Three-time member of Nebraska's Brook Berringer Citizenship Team, and was selected as one of Nebraska's Student-Athlete HERO Leadership Award winners in 2012 ... Chosen as one of Uplifting Athletes Champions of 2011-12, for helping place focus on helping children with rare diseases ... One of 11 FBS players named to Allstate American Football Coaches Association Good Works Team, and in December 2012 he was named captain of that team.

**Personal:** Hometown is Plano, Texas ... Attended Plano High School, where as a senior he was a first-team Class 5A All-State selection by Associated Press ... Rushed for 1762 yards and 28 TDs as a prep senior and added 42 receptions for 594 yards and five TDs ... Rushed for 1768 yards and 29 TDs as a junior ... Earned first-team all-district honors in basketball as a junior and senior, and as a sophomore he was part of Class 5A state championship basketball team ... Graduated from Nebraska in three and a half years, with degree in history ... Has earned repeated scholar-athlete awards throughout his career, including first-team CoSIDA Academic All-American in 2011 and 2012, and recognition as one of 15 National Football Foundation Scholar Athletes in 2012 ... Offseason residence is Dallas, Texas ... Married (wife Danielle) ... Hobbies include movies, basketball, tennis, golf, fishing and drawing.

## REX BURKHEAD'S STATISTICS

YEAR	TEAM	G-S	RUSHING					RECEIVING					SCORING					
			ATT	YDS	AVG	LG	TD	NO	YDS	AVG	LG	TD	TD	TD-R	TD-P	TD-Rt	2-PTC	PTS
2013	Cincinnati	1-0	0	0	—	—	0	0	0	—	—	0	0	0	0	0	0	0
2014	Cincinnati	9-0	9	27	3.0	10t	1	7	49	7.0	15	0	1	1	0	0	0	6
CAREER		10-0	9	27	3.0	10t	1	7	49	7.0	15	0	1	1	0	0	0	6

YEAR	TEAM	SPECIAL TEAMS					KICKOFF RETURNS					PUNT RETURNS									
		ST	AT	TT	FF	FR-YDS	BP	BFG	BXP	NO	YDS	AVG	FC	LG	TD	NO	YDS	AVG	FC	LG	TD
2014	Cincinnati	1	3	4	0	0-0	0	0	0	—	—	—	—	—	—	—	—	—	—	—	—
CAREER		1	3	4	0	0-0	0	0	0	—	—	—	—	—	—	—	—	—	—	—	—

**RUSHING SINGLE-GAME HIGHS:** ATTEMPTS—4 (11-6-14 vs. Cleveland). YARDS—14 (12-14-14 at Cleveland). LONG—10t (12-14-14 at Cleveland). TOUCHDOWNS—1 (12-14-14 at Cleveland).

**RECEIVING SINGLE-GAME HIGHS:** RECEPTIONS—3 (11-16-14 at New Orleans). YARDS—36 (11-16-14 at New Orleans). LONG—15 (11-16-14 at New Orleans). TOUCHDOWNS—(none).

## POSTSEASON

YEAR	TEAM	G-S	RUSHING					RECEIVING					SCORING							
			ATT	YDS	AVG	LG	TD	NO	YDS	AVG	LG	TD	TD	TD-R	TD-P	TD-Rt	2-PTC	PTS		
2013	Cincinnati	0-0	DID NOT PLAY*					DID NOT PLAY*					DID NOT PLAY*							
2014	Cincinnati	1-1	1	23	23.0	23	0	3	34	11.3	26	0	—	—	—	—	—	—	—	—
CAREER		1-1	1	23	23.0	23	0	3	34	11.3	26	0	—	—	—	—	—	—	—	—


\* NOTE: Burkhead was inactive for one postseason game with Cincinnati in 2013.



2014 REGULAR-SEASON GAME-BY-GAME

DATE	OPPONENT	RUSHING					RECEIVING				
		ATT	YDS	AVG	LG	TD	NO	YDS	AVG	LG	TD
9-7	at Baltimore			INACTIVE					INACTIVE		
9-14	ATLANTA			INACTIVE					INACTIVE		
9-21	TENNESSEE			INACTIVE					INACTIVE		
9-28	— BYE —										
10-5	at New England			INACTIVE					INACTIVE		
10-12	CAROLINA	0	0	—	—	0	0	0	—	—	0
10-19	at Indianapolis	0	0	—	—	0	0	0	—	—	0
10-26	BALTIMORE			INACTIVE					INACTIVE		
11-2	JACKSONVILLE	0	0	—	—	0	2	10	5.0	6	0
11-6	CLEVELAND	4	12	3.0	7	0	2	3	1.5	8	0
11-16	at New Orleans	2	1	0.5	1	0	3	36	12.0	15	0
11-23	at Houston			INACTIVE					INACTIVE		
11-30	at Tampa Bay			INACTIVE					INACTIVE		
12-7	PITTSBURGH	0	0	—	—	0	0	0	—	—	0
12-14	at Cleveland	3	14	4.7	10t	1	0	0	—	—	0
12-22	DENVER	0	0	—	—	0	0	0	—	—	0
12-28	at Pittsburgh	0	0	—	—	0	0	0	—	—	0
TOTALS		9	27	3.0	10t	1	7	49	7.0	15	0

DATE	OPPONENT	SPECIAL TEAMS								KICKOFF RETURNS						PUNT RETURNS					
		ST	AT	TT	FF	FR-YDS	BP	BFG	BXP	NO	YDS	AVG	FC	LG	TD	NO	YDS	AVG	FC	LG	TD
9-7	at Baltimore					INACTIVE															
9-14	ATLANTA					INACTIVE															
9-21	TENNESSEE					INACTIVE															
9-28	— BYE —																				
10-5	at New England					INACTIVE															
10-12	CAROLINA	1	0	1	0	0-0	0	0	0	—	—	—	—	—	—	—	—	—	—	—	—
10-19	at Indianapolis	0	0	0	0	0-0	0	0	0	—	—	—	—	—	—	—	—	—	—	—	—
10-26	BALTIMORE					INACTIVE															
11-2	JACKSONVILLE	0	0	0	0	0-0	0	0	0	—	—	—	—	—	—	—	—	—	—	—	—
11-6	CLEVELAND	0	0	0	0	0-0	0	0	0	—	—	—	—	—	—	—	—	—	—	—	—
11-16	at New Orleans	0	0	0	0	0-0	0	0	0	—	—	—	—	—	—	—	—	—	—	—	—
11-23	at Houston					INACTIVE															
11-30	at Tampa Bay					INACTIVE															
12-7	PITTSBURGH	0	0	0	0	0-0	0	0	0	—	—	—	—	—	—	—	—	—	—	—	—
12-14	at Cleveland	0	1	1	0	0-0	0	0	0	—	—	—	—	—	—	—	—	—	—	—	—
12-22	DENVER	0	1	1	0	0-0	0	0	0	—	—	—	—	—	—	—	—	—	—	—	—
12-28	at Pittsburgh	0	1	1	0	0-0	0	0	0	—	—	—	—	—	—	—	—	—	—	—	—
TOTALS		1	3	4	0	0-0	0	0	0	—	—	—	—	—	—	—	—	—	—	—	—



# CARTER, CHRIS

LB #49

**Height:** 6-1  
**Weight:** 240  
**College:** Fresno State  
**Experience:** 5th-year player in 2015

**2014 games-starts:** 4-0 (1-0 Ind.; 3-0 Cin.)  
**Career games-starts:** 33-4  
**Born:** 4-6-89  
**Hometown:** Fontana, Calif.  
**Acquired:** FA'14

*Fourth-year NFL player signed with Bengals as free agent prior to Game 13 of 2014 and played in Games 14-16, plus Wild Card playoff ... Three special teams tackles over his three regular-season contests ... Entered NFL in 2011 as a fifth-round draft choice of Pittsburgh, and played in 29 games with four starts for the Steelers from 2011-13 ... Played in one game for Indianapolis in '14 before joining Bengals.*

**Career transactions:** Selected by Pittsburgh in fifth round of 2011 NFL Draft (162nd overall) ... Signed with Steelers on 7-28-11 ... Waived by Steelers on 8-30-14 ... Signed with Indianapolis as free agent on 9-10-14 ... Waived by Colts on 10-6-14 ... Signed with Cincinnati as free agent on 12-3-14.

**2014 recap:** Waived by Pittsburgh at conclusion of preseason and signed in Week 2 by Indianapolis ... Played for Colts on Sept. 28 vs. Tennessee (no statistics) and was inactive for three other games before being waived ... After signing with Bengals, was inactive (coaches' decision) for Game 13 ... Made Bengals debut on Dec. 14 at Cleveland and had one special teams tackle ... One special teams tackle on Dec. 22 vs. Denver ... One special teams tackle on Dec. 28 at Pittsburgh.

**Previous seasons:** **2011**—Saw action in eight games as a Steelers rookie ... Bothered much of the year by a hamstring injury, he was inactive for

eight games and was placed on Reserve/Injured as Steelers entered postseason ... Made NFL debut Sept. 25 at Indianapolis. **2012**—Played in eight games with three starts for Steelers before being placed on Reserve/Injured list (abdomen) on Nov. 15 ... Made first career start Sept. 9 at Denver, as injury replacement for James Harrison, and had one tackle ... Three tackles on Sept. 23 at Oakland. **2013**—Played for Steelers in 13 games, with a start at ROLB in win Dec. 22 at Green Bay, replacing Jarvis Jones (illness) ... In win Dec. 29 vs. Cleveland, stopped an early Browns threat by recovering fumble by QB Jason Campbell at Steelers 23 ... Logged five special teams tackles on the season.

**College:** Played four seasons (2007-10) at Fresno State, appearing in 49 games with 38 starts ... Started 32 games at DE and six at OLB ... Had 19.5 career sacks and 38 career tackles-for-loss, for 175 yards ... Eleven sacks as a senior, when he started all 13 games at DE and was named Western Athletic Conference Defensive Player of the Year by league coaches.

**Personal:** Hometown is Fontana, Calif. ... Attended Henry J. Kaiser High School, where he was league MVP while helping lead 10-3 season as a senior ... Earned academic all-state honors at Kaiser ... While with Steelers, co-hosted mentoring dinner for high school athletes ... Brother, David, played DT at UCLA and Pittsburgh and was with Dallas Cowboys in 2013.

## CHRIS CARTER'S STATISTICS

YEAR	TEAM	G-S	DEFENSE						INTERCEPTIONS					SCORING					
			ST	AT	TT	SKS-YDS	PD	FF	FR-YDS	NO	YDS	AVG	LG	TD	TD	TD-IntRt	TD-FRRt	S	PTS
2011	Pittsburgh	8-0	1	1	2	0-0	0	0	0-0	—	—	—	—	—	—	—	—	—	—
2012	Pittsburgh	8-3	2	3	5	0-0	1	0	0-0	—	—	—	—	—	—	—	—	—	—
2013	Pittsburgh	13-1	1	0	1	0-0	0	0	1-0	—	—	—	—	—	—	—	—	—	—
2014	Indianapolis	1-0	0	0	0	0-0	0	0	0-0	—	—	—	—	—	—	—	—	—	—
	Cincinnati	3-0	0	0	0	0-0	0	0	0-0	—	—	—	—	—	—	—	—	—	—
PITT. TOTALS		29-4	4	4	8	0-0	1	0	1-0	—	—	—	—	—	—	—	—	—	—
IND. TOTALS		1-0	0	0	0	0-0	0	0	0-0	—	—	—	—	—	—	—	—	—	—
CIN. TOTALS		3-0	0	0	0	0-0	0	0	0-0	—	—	—	—	—	—	—	—	—	—
CAREER		33-4	4	4	8	0-0	1	0	1-0	—	—	—	—	—	—	—	—	—	—

YEAR	TEAM	ST	AT	TT	SPECIAL TEAMS				KICKOFF RETURNS					PUNT RETURNS						
					FF	FR-YDS	BP	BFG	BXP	NO	YDS	AVG	FC	LG	TD	NO	YDS	AVG	FC	LG
2011	Pittsburgh	1	0	1	0	0-0	0	0	0	—	—	—	—	—	—	—	—	—	—	—
2012	Pittsburgh	1	2	3	0	0-0	0	0	0	—	—	—	—	—	—	—	—	—	—	—
2013	Pittsburgh	3	1	4	0	0-0	0	0	0	—	—	—	—	—	—	—	—	—	—	—
2014	Indianapolis	0	0	0	0	0-0	0	0	0	—	—	—	—	—	—	—	—	—	—	—
	Cincinnati	2	1	3	0	0-0	0	0	0	—	—	—	—	—	—	—	—	—	—	—
PITT. TOTALS		5	3	8	0	0-0	0	0	0	—	—	—	—	—	—	—	—	—	—	—
IND. TOTALS		0	0	0	0	0-0	0	0	0	—	—	—	—	—	—	—	—	—	—	—
CIN. TOTALS		2	1	3	0	0-0	0	0	0	—	—	—	—	—	—	—	—	—	—	—
CAREER		7	4	11	0	0-0	0	0	0	—	—	—	—	—	—	—	—	—	—	—

## POSTSEASON

YEAR	TEAM	G-S	DEFENSE						INTERCEPTIONS					SCORING						
			ST	AT	TT	SKS-YDS	PD	FF	FR-YDS	NO	YDS	AVG	LG	TD	TD	TD-IntRt	TD-FRRt	S	PTS	
2011	Pittsburgh	0-0	DID NOT PLAY*						DID NOT PLAY*					DID NOT PLAY*						
2014	Cincinnati	1-0	0	0	0	0-0	0	0	0-0	—	—	—	—	—	—	—	—	—	—	—
CAREER		1-0	0	0	0	0-0	0	0	0-0	—	—	—	—	—	—	—	—	—	—	—

\* NOTE: Carter was on the Reserve/Injured list for one postseason game with Pittsburgh in 2011.



# CLARKE, WILL

DE #93

Height: 6-6  
 Weight: 291  
 College: West Virginia  
 Experience: 2nd-year player in 2015

2014 games-starts: 7-0  
 Career games-starts: 7-0  
 Born: 5-4-91  
 Hometown: Pittsburgh, Pa.  
 Acquired: D3'14

*Rookie third-round draft choice played in seven games in 2014, logging three tackles and a fumble recovery ... Is a promising prospect who fits the size mold of recent Bengals DEs Carlos Dunlap and Michael Johnson ... Was successful both at DE and at DT during his West Virginia career ... Only player in WVU history to win three "Iron Mountaineer" awards for excellence in the weight room.*

Career transactions: Selected by Cincinnati in third round of 2014 NFL Draft (88th overall) ... Signed with Bengals on 5-27-14.

2014 recap: Played in seven games (Games 3 and 10-15) ... Inactive (coaches' decision) for Games 1-2 and 4-9, and active-DNP for Game 16 ... Made NFL debut on Sept. 21 vs. Tennessee (no statistics) ... Had one tackle on Nov. 16 at New Orleans, and recovered fumble by RB Travaris Cadet at Bengals 33 in fourth quarter ... One tackle on Nov. 23 at Houston ... One tackle on

Dec. 14 at Cleveland ... Played in all four preseason games and logged nine tackles, including one sack.

College: Played four seasons (2010-13) at West Virginia, with a redshirt year in 2009 ... A starter in his last three seasons, he closed career with 41 games played and 34 starts ... Made 22 starts at DE before starting 12 at DT as senior ... Totaled 110 tackles, with 9.5 sacks and 28.5 tackles-for-loss, and had seven passes defended.

Personal: Hometown is Pittsburgh, Pa. ... Played TE and OLB at Taylor Allerdice High School in Pittsburgh, twice earning All-City honors on both offense and defense from Pittsburgh Tribune-Review ... Also excelled in prep basketball, averaging 16.0 points per game for a 20-6 team as a senior ... A criminology major at West Virginia, he was named to WVU's Garrett Ford Academic Honor Roll and to the Big 12 Commissioner's Honor Roll.

## WILL CLARKE'S STATISTICS


YEAR	TEAM	G-S	DEFENSE							INTERCEPTIONS					SCORING				
			ST	AT	TT	SKS-YDS	PD	FF	FR-YDS	NO	YDS	AVG	LG	TD	TD	TD-IntRt	TD-FRRt	S	PTS
2014	Cincinnati	7-0	2	1	3	0-0	0	0	1-0	—	—	—	—	—	—	—	—	—	—
CAREER		7-0	2	1	3	0-0	0	0	1-0	—	—	—	—	—	—	—	—	—	—

## POSTSEASON

YEAR	TEAM	G-S	DEFENSE							INTERCEPTIONS					SCORING				
			ST	AT	TT	SKS-YDS	PD	FF	FR-YDS	NO	YDS	AVG	LG	TD	TD	TD-IntRt	TD-FRRt	S	PTS
2014	Cincinnati	1-0	0	0	0	0-0	0	0	0-0	—	—	—	—	—	—	—	—	—	—
CAREER		1-0	0	0	0	0-0	0	0	0-0	—	—	—	—	—	—	—	—	—	—

## 2014 REGULAR-SEASON GAME-BY-GAME

DATE	OPPONENT	DEFENSE									INTERCEPTIONS				
		ST	AT	TT	SKS-YDS	INT-YDS	PD	FF	FR-YDS	NO	YDS	AVG	LG	TD	
9-7	at Baltimore														
9-14	ATLANTA														
9-21	TENNESSEE	0	0	0	0-0	0-0	0	0	0-0	—	—	—	—	—	
9-28	— BYE —														
10-5	at New England														
10-12	CAROLINA														
10-19	at Indianapolis														
10-26	BALTIMORE														
11-2	JACKSONVILLE														
11-6	CLEVELAND														
11-16	at New Orleans	1	0	1	0-0	0-0	0	0	1-0	—	—	—	—	—	
11-23	at Houston	1	0	1	0-0	0-0	0	0	0-0	—	—	—	—	—	
11-30	at Tampa Bay	0	0	0	0-0	0-0	0	0	0-0	—	—	—	—	—	
12-7	PITTSBURGH	0	0	0	0-0	0-0	0	0	0-0	—	—	—	—	—	
12-14	at Cleveland	0	1	1	0-0	0-0	0	0	0-0	—	—	—	—	—	
12-22	DENVER	0	0	0	0-0	0-0	0	0	0-0	—	—	—	—	—	
12-28	at Pittsburgh														
TOTALS		2	1	3	0-0	0-0	0	0	1-0	—	—	—	—	—	



## DALTON, ANDY

QB #14

**Height:** 6-2  
**Weight:** 216  
**College:** Texas Christian  
**Experience:** 5th-year player in 2015

**2014 games-starts:** 16-16  
**Career games-starts:** 64-64  
**Born:** 10-29-87  
**Hometown:** Katy, Texas  
**Acquired:** D2'11

*Dalton in 2014 led the Bengals to the playoffs for the fourth time in his four years as a pro, joining Baltimore's Joe Flacco as only the second starting QB in the Super Bowl era to lead a team to postseason in each of his first four campaigns ... Selected as an alternate for Pro Bowl following last season ... Could tie Flacco's record of five straight years in playoffs in '15, and could surpass it in '16 ... Has not missed a start in his career, and with 40-23-1 record, has best regular-season winning percentage (.633) of any Bengals QB with 10 or more starts ... Led a two-game sweep of division rival Baltimore in '14, with fourth-quarter comebacks in both games ... Had career-best completion percentage (64.2) in '14, and scored five TDs himself, tying Jack Thompson's 1979 record for Bengals QBs ... Set franchise records in 2013 for single season passing yards (4293) and passing TDs (33) ... Signed six-year contract extension (through 2020) on 8-4-14.*

**Career transactions:** Selected by Cincinnati in second round of 2011 NFL Draft (35th overall) ... Signed with Bengals on 7-30-11 ... Signed contract extension with Bengals on 8-4-14.

**Pro Bowl participation:** Has been selected for and played in two Pro Bowls ... Played for Team Carter in 2014 season contest at Glendale, Ariz., passing nine-for-20 for 69-0-0 ... Played for AFC in 2011 season contest and passed seven-for-nine for 99 yards with two TDs (47 and three yards, both to Brandon Marshall) and no INTs.

**He scores:** On 9-21-14 vs. Tennessee, Dalton became the first QB in Bengals history to catch a TD pass. He bested CB Blidi Wreh-Wilson for a tough catch of throw into the flat from WR Mohamed Sanu and sprinted 18 yards to the end zone for a 10-0 first-quarter lead. Coaches had not anticipated that Tennessee would cover Dalton after he had pitched to Sanu, and regarding his strong catch against coverage, Dalton said with a laugh, "I always tell the receivers I have the best hands on the team."

**Radar in red zone:** Dalton has thrown for 68 career TDs with only three INTs on snaps inside the red zone (inside opponent's 20-yard line). His ratio of 22.7-to-1 is third in the NFL among active passers with at least 25 red-zone TDs, Aaron Rodgers of Green Bay (28.8-to-1) and Russell Wilson of Seattle (24.5-to-1).

**More 2014 highlights:** Started Games 1-16 and Wild Card playoff, and named to Pro Bowl as injury replacement for Green Bay's Aaron Rodgers ... Had regular-season passer rating of 83.5, on 309-for-481 (64.2 percent) for 3398 yards with 19 TDs and 17 INTs ... Rushed 60-for-169 with four TDs ... On Sept. 7 at Baltimore, his 77-yard TD pass to A.J. Green in fourth quarter lifted Bengals from 16-15 deficit to 23-15 win ... Posted a 116.6 passer rating on Sept. 14 vs. Atlanta, on 15-of-23 for 252 yards with one TD and no INTs, including a 76-yard TD to Mohamed Sanu ... In Games 1-2, became first passer in Bengals history with completions of 75-plus yards in consecutive games ... Posted a career-best 143.9 passer rating on Nov. 16 at New Orleans ... Had career-high 33 completions in 43 attempts (76.7 percent) in overtime game Oct. 12 vs. Carolina, amassing 323 yards (season high) with two TDs and two INTs ... On Oct. 26 vs. Baltimore, faced a fourth-quarter deficit against Ravens for the second time on the season and led a second comeback win, capping 80-yard drive with a one-yard TD sneak on fourth-and-goal at 0:57 ... Had two rushing TDs for first time in career in the October game vs. Ravens, scoring in first quarter as well as the fourth ... Posted a career-best 143.9 passer rating on Nov. 16 at New Orleans, going 16-for-22 (72.7 percent) for 220 yards with three TDs and no INTs ... Battled an intestinal virus on Nov. 30 at Tampa Bay, but still led Bengals to a win, passing 19-for-27 (70.4 percent) for 176 yards with one TD and three INTs ... Also at Tampa Bay, had five-yard rushing TD ... On Dec. 7 vs. Pittsburgh, scored on a 20-yard rush, longest rushing TD by a QB in Bengals history ... Went 17-for-26 (65.4 percent) for 146 yards with two TDs and one INT on Dec. 22 vs. Denver (89.6 passer rating), and also rushed six-for-25, with gains of 10 and nine yards leading to a Bengals second quarter TD ... In Wild Card playoff on 1-5-15 at Indianapolis, passed 18-for-35 for 155-0-0, and rushed four-for-34.

**Previous seasons: 2011—**As rookie, led four wins featuring fourth-quarter comebacks — vs. Buffalo, at Jacksonville, at Tennessee and vs. Cleveland ... Voted in December as first alternate to AFC Pro Bowl squad, and was named to team as replacement for New England's Tom Brady ... Became first NFL rookie QB to that point to start as many as eight wins and throw for 20 or more TDs ... Also to that point, became the first rookie QB not drafted in first round to start every game in 16-game NFL season ... Set Bengals rookie records for TD passes (20) and passing yards (3398) ... On Sept. 18 at Denver, Dalton and WR A.J. Green became first rookie pair in NFL history to combine for 10 completions in a game (still the only pair through 2014) ... On Oct. 2 vs. unbeaten Buffalo, led Bengals from 17-3 halftime deficit to 23-20 win, posting second-half performance that included 17-yard TD pass to Jermaine Gresham, a three-yard rushing score and game-winning 56-yard FG drive ... On Nov. 6 at Tennessee, completed third fourth-quarter comeback, throwing second-half TD passes of 15 yards to Jerome Simpson and five yards to Andre Caldwell as Bengals won 24-17 after trailing 17-7 at halftime and 17-14 after three quarters ... Led fourth-quarter comeback for fourth time on Nov. 27 vs. Cleveland, posting 105.6 passer rating as Bengals rallied from 17-7 halftime deficit to 23-20 win ... Passed 27-for-42 for 257-0-3 in Wild Card playoff on 1-7-12 at Houston. **2012—**Passed 329-for-528 (62.3 percent), for 3669 yards, with 27 TDs and 16 INTs (87.4 rating) ... Also had four rushing TDs ... Ranked third in AFC and tied for seventh in NFL in TD passes ... Tied for third in NFL in fourth-quarter TD passes (nine), and he passed 80-for-125 for 971-9-5 in final period, for rating of 95.1 ... On Sept. 23 at Washington, posted 132.9 rating, going 19-for-27 for 328-3-1 ... Earned AFC Offensive Player of the Week award for Nov. 11 performance vs. N.Y. Giants, posting 127.6 rating while passing 21-for-30 for 199-4-0 ... On Dec. 2 at San Diego, ad-libbed go-ahead TD with six-yard rush late in fourth quarter, Bengals regaining lead at 17-13 and went on to win 20-13 ... On Dec. 13 at Philadelphia, his 11-yard rushing TD in third quarter put Bengals ahead to stay ... Passed 24-for-41 for 278 yards with two INTs in playoff-clinching win Dec. 23 at Pittsburgh, including 21-yard pass to A.J. Green with :08 remaining to set up game-winning FG. **2013—**Led Bengals to 11-5 record and AFC North title ... Became only second Bengal to win three of NFL's monthly or weekly AFC awards in a season, joining S David Fulcher from 1989 ... Named AFC Offensive Player of Week for Oct. 13 at Buffalo and Dec. 8 vs. Indianapolis; also named AFC Offensive Player of the Month for October ... Averaged 116.8 passer rating over four games to win October monthly honor, as Bengals posted 4-0 record ... Posted career-best 88.8 passer rating for the season ... Topped 300-yard mark in passing for four straight games (Games 6-9), a Bengals record ... With 4293 passing yards, broke Carson Palmer's club record of 4131 ... With 33 TD passes, ranked second in AFC and broke Palmer's club record of 32 set in 2005 ... On Oct. 27 vs. Jets, went 19-for-30 for 325 yards with a career-high five TDs and one INT (125.7 passer rating), third consecutive game eclipsing 100 passer rating ... On Dec. 22 vs. Minnesota, posted 136.5 passer rating (27-for-38 for 366-4-0), hitting plus-four differential in TD passes to INTs for third time in career ... In Wild Card playoff on 1-5-14 vs. San Diego, passed 29-for-51 for 334-1-2.

**College:** Dalton was the key player in TCU's return to football prominence during his career ... Played four seasons (2007-10), seeing action in 50 games with 49 starts ... A two-time Offensive Player of the Year in Mountain West Conference, he authored an MWC-record 42 victories and was tagged with only seven losses ... Set TCU records for pass attempts (1317), completions (812), passing yards (10,314) and TD passes (71) ... His TD/INT differential was plus-41 (71/30) ... Rushed for 1611 career yards and 22 additional TDs, and departed with new MWC record for total offense (11,925 yards) ... As a senior, led TCU to a No. 2 national ranking, after 13-0 season capped by Rose Bowl win over Wisconsin ... Named Offensive MVP in Rose Bowl.

**Personal:** Hometown is Katy, Texas, in Greater Houston ... Attended Katy High School, where he led team to a 14-1 record and Texas 5A finals berth as a senior ... Marketing major at TCU ... Following 2011 season, joined wife Jordan in establishing the Andy and Jordan Dalton Foundation, which conducts a wide range of community outreach efforts in the Greater Cincinnati area ... The Daltons have a son, Noah.

## ANDY DALTON'S STATISTICS

YEAR	TEAM	G-S	PASSING											
			ATT	CMP	CMP%	YDS	YDS/ATT	TD	TD%	INT	INT%	LG	SKD-YDS	RAT
2011	Cincinnati	16-16	516	300	58.1	3398	6.59	20	3.9	13	2.5	84	24-160	80.4
2012	Cincinnati	16-16	528	329	62.3	3669	6.95	27	5.1	16	3.0	59t	46-229	87.4
2013	Cincinnati	16-16	586	363	61.9	4293	7.33	33	5.6	20	3.4	82t	29-182	88.8
2014	Cincinnati	16-16	481	309	64.2	3398	7.06	19	4.0	17	3.5	81t	21-124	83.5
CAREER		64-64	2111	1301	61.6	14,758	6.99	99	4.7	66	3.1	84	120-695	85.2

YEAR	TEAM	RUSHING					RECEIVING					SCORING					
		ATT	YDS	AVG	LG	TD	NO	YDS	AVG	LG	TD	TD	TD-R	TD-P	TD-Rt	2-PtC	PTS
2011	Cincinnati	37	152	4.1	17	1	0	0	—	—	0	1	1	0	0	0	6
2012	Cincinnati	47	120	2.6	17	4	0	0	—	—	0	4	4	0	0	0	24
2013	Cincinnati	61	183	3.0	12	2	0	0	—	—	0	2	2	0	0	0	12
2014	Cincinnati	60	169	2.8	20t	4	1	18	18.0	18t	1	5	4	1	0	0	30
CAREER		205	624	3.0	20t	11	1	18	18.0	18t	1	12	11	1	0	0	72

ADDITIONAL STATISTICS: Dalton passed for one two-point conversion in 2014.

PASSING SINGLE-GAME HIGHS: ATTEMPTS—53 (10-31-13 at Miami), COMPLETIONS—33 (10-12-14 vs. Carolina), YARDS—381 (10-14-12 at Cleveland), TOUCHDOWNS—5 (10-27-13 vs. N.Y. Jets), INTERCEPTIONS—4 (12-29-13 vs. Baltimore), LONG—84 (9-18-11 at Denver), RATING (minimum 14 attempts)—143.9 (11-16-14 at New Orleans).

RUSHING SINGLE-GAME HIGHS: ATTEMPTS—8 (12-13-12 at Philadelphia), YARDS—48 (12-24-11 vs. Arizona), LONG—20 (two times; most recently on 12-7-14 vs. Pittsburgh [TD]), TOUCHDOWNS—2 (10-26-14 vs. Baltimore).

## POSTSEASON


YEAR	TEAM	G-S	PASSING											
			ATT	CMP	CMP%	YDS	YDS/ATT	TD	TD%	INT	INT%	LG	SKD-YDS	RAT
2011	Cincinnati	1-1	42	27	64.3	257	6.12	0	0.0	3	7.1	36	4-33	51.4
2012	Cincinnati	1-1	30	14	46.7	127	4.23	0	0.0	1	3.3	45	2-9	44.7
2013	Cincinnati	1-1	51	29	56.9	334	6.55	1	2.0	2	3.9	49	3-8	67.0
2014	Cincinnati	1-1	35	18	51.4	155	4.43	0	0.0	0	0.0	26	3-11	63.4
CAREER		4-4	158	88	55.7	873	5.53	1	0.6	6	3.8	49	12-61	57.8

YEAR	TEAM	RUSHING					RECEIVING					SCORING					
		ATT	YDS	AVG	LG	TD	NO	YDS	AVG	LG	TD	TD	TD-R	TD-P	TD-Rt	2-PtC	PTS
2011	Cincinnati	3	17	5.7	15	0	—	—	—	—	—	—	—	—	—	—	—
2012	Cincinnati	4	15	3.8	12	0	—	—	—	—	—	—	—	—	—	—	—
2013	Cincinnati	5	26	5.2	12	0	—	—	—	—	—	—	—	—	—	—	—
2014	Cincinnati	4	34	8.5	16	0	—	—	—	—	—	—	—	—	—	—	—
CAREER		16	92	5.8	16	0	—	—	—	—	—	—	—	—	—	—	—

## CAREER GAME-BY-GAME

DATE	OPPONENT	PASSING										RUSHING				
		ATT	CMP	YDS	SKD-YDS	TD	LG	INT	RAT	ATT	YDS	AVG	LG	TD		
2011 / CINCINNATI																
9-11	at Cleveland	15	10	81	3-11	1	22	0	102.4	0	0	—	—	0		
9-18	at Denver	41	27	332	2-22	2	84	0	107.0	2	3	1.5	5	0		
9-25	SAN FRANCISCO	32	17	157	1-8	0	22	2	40.8	1	5	5.0	5	0		
10-2	BUFFALO	36	18	298	2-11	1	58	2	64.4	3	12	4.0	6	1		
10-9	at Jacksonville	33	21	179	2-17	2	37	1	85.3	0	0	—	—	0		
10-16	INDIANAPOLIS	32	25	264	0-0	1	32	0	111.5	2	-1	-0.5	0	0		
10-23	— BYE —															
10-30	at Seattle	29	18	168	1-8	2	43t	2	72.2	2	3	1.5	3	0		
11-6	at Tennessee	39	22	217	1-7	3	25	0	97.9	3	4	1.3	3	0		
11-13	PITTSBURGH	30	15	170	0-0	2	36t	2	61.8	0	0	—	—	0		
11-20	at Baltimore	45	24	373	2-9	1	49	3	60.7	4	32	8.0	11	0		
11-27	CLEVELAND	31	21	270	2-13	1	51	0	105.6	6	23	3.8	7	0		
12-4	at Pittsburgh	24	11	135	3-24	1	43	0	77.6	2	6	3.0	4	0		
12-11	HOUSTON	28	16	189	1-5	1	36	0	89.7	1	2	2.0	2	0		
12-18	at St. Louis	26	15	179	1-6	0	55	1	62.8	2	-2	-1.0	-1	0		
12-24	ARIZONA	31	18	154	2-18	2	19t	0	92.7	5	48	9.6	17	0		
1-1	BALTIMORE	44	22	232	1-1	0	31	0	65.7	4	17	4.3	13	0		
Postseason																
1-7	at Houston	42	27	257	4-33	0	36	3	51.4	3	17	5.7	15	0		

DATE	OPPONENT	PASSING								RUSHING				
		ATT	CMP	YDS	SKD-YDS	TD	LG	INT	RAT	ATT	YDS	AVG	LG	TD
<b>2012 / CINCINNATI</b>														
9-10	at Baltimore	37	22	221	4-28	0	27	1	65.3	3	11	3.7	6	0
9-16	CLEVELAND	31	24	318	6-23	3	50t	1	128.2	3	4	1.3	3	0
9-23	at Washington	27	19	328	2-16	3	59t	1	132.9	2	16	8.0	17	0
9-30	at Jacksonville	31	20	244	0-0	2	42	1	96.7	6	5	0.8	5	1
10-7	MIAMI	43	26	234	3-16	1	24	2	63.5	4	21	5.3	12	0
10-14	at Cleveland	46	31	381	2-19	3	57t	3	87.3	2	5	2.5	3	0
10-21	PITTSBURGH	28	14	105	0-0	1	17	1	56.4	1	-1	-1.0	-1	0
10-28	— BYE —													
11-4	DENVER	42	26	299	5-24	1	52	1	81.3	2	16	8.0	11	0
11-11	N.Y. GIANTS	30	21	199	0-0	4	56t	0	127.6	2	-2	-1.0	-1	0
11-18	at Kansas City	29	18	230	2-10	2	40	0	109.8	3	13	4.3	11	1
11-25	OAKLAND	30	16	210	2-16	3	48	0	109.0	4	5	1.3	8	0
12-2	at San Diego	38	25	211	1-0	1	19t	2	65.2	4	5	1.3	6t	1
12-9	DALLAS	33	20	206	5-16	1	25	1	76.1	1	0	0.0	0	0
12-13	at Philadelphia	27	13	127	6-35	1	19	0	74.2	8	18	2.3	11t	1
12-23	at Pittsburgh	41	24	278	6-25	0	25	2	58.8	0	0	—	—	0
12-30	BALTIMORE	15	10	78	2-1	1	17	0	101.5	2	4	2.0	3	0
<b>Postseason</b>														
1-5	at Houston	30	14	127	2-9	0	45	1	44.7	4	15	3.8	12	0
<b>2013 / CINCINNATI</b>														
9-8	at Chicago	33	26	282	1-5	2	45	2	97.2	2	2	1.0	3	0
9-16	PITTSBURGH	45	25	280	0-0	1	61	0	81.7	3	10	3.3	4	0
9-22	GREEN BAY	28	20	235	4-20	2	32	1	105.5	4	3	0.8	4	0
9-29	at Cleveland	42	23	206	2-3	0	29	1	58.2	4	13	3.3	10	0
10-6	NEW ENGLAND	27	20	212	4-33	0	28	1	81.1	6	25	4.2	9	0
10-13	at Buffalo	40	26	337	3-19	3	54	1	105.9	7	17	2.4	6	0
10-20	at Detroit	34	24	372	1-8	3	82t	0	135.9	1	6	6.0	6	0
10-27	N.Y. JETS	30	19	325	1-2	5	53	1	125.7	0	0	—	—	0
10-31	at Miami	53	32	338	5-36	0	26	3	55.4	5	12	2.4	10	0
11-10	at Baltimore	51	24	274	5-30	2	51t	3	52.2	6	22	3.7	12	0
11-17	CLEVELAND	27	13	93	0-0	3	25t	2	62.7	4	0	0.0	1	0
11-24	— BYE —													
12-1	at San Diego	23	14	190	0-0	1	50	1	83.6	3	9	3.0	11	0
12-8	INDIANAPOLIS	35	24	275	0-0	3	29t	0	120.5	5	11	2.2	8t	1
12-15	at Pittsburgh	44	25	230	1-8	2	19	0	86.4	4	20	5.0	9	0
12-22	MINNESOTA	38	27	363	2-18	4	41	0	136.2	1	10	10.0	10	0
12-29	BALTIMORE	36	21	281	0-0	2	53t	4	62.2	6	23	3.8	9	1
<b>Postseason</b>														
1-5	SAN DIEGO	51	29	334	3-8	1	49	2	67.0	5	26	5.2	12	0
<b>2014 / CINCINNATI</b>														
9-7	at Baltimore	38	25	301	0-0	1	77t	0	98.7	6	3	0.5	3	0
9-14	ATLANTA	23	15	252	0-0	1	76t	0	116.6	3	6	2.0	4	0
9-21	TENNESSEE	23	15	169	0-0	0	29	1	68.9	3	3	1.0	3	0
9-28	— BYE —													
10-5	at New England	24	15	204	1-8	2	37t	0	117.4	2	16	8.0	12	0
10-12	CAROLINA	43	33	323	1-3	2	34t	2	93.5	4	25	6.3	20	0
10-19	at Indianapolis	38	18	126	3-17	0	32	0	55.4	1	0	0.0	0	0
10-26	BALTIMORE	28	21	266	2-27	0	53	1	89.3	6	14	2.3	5	2
11-2	JACKSONVILLE	31	19	233	2-1	2	36	2	79.1	2	11	5.5	8	0
11-6	CLEVELAND	33	10	86	2-14	0	18	3	2.0	3	8	2.7	4	0
11-16	at New Orleans	22	16	220	1-1	3	38	0	143.9	5	12	2.4	11	0
11-23	at Houston	35	24	233	0-0	1	20	1	84.6	7	6	0.9	3	0
11-30	at Tampa Bay	27	19	176	2-11	1	30	3	60.6	3	7	2.3	5t	1
12-7	PITTSBURGH	29	21	302	2-5	2	81t	0	128.8	4	22	5.5	20t	1
12-14	at Cleveland	24	14	117	2-14	0	15	1	53.6	2	3	1.5	2	0
12-22	DENVER	26	17	146	0-0	2	22t	1	89.6	6	25	4.2	10	0
12-28	at Pittsburgh	38	27	244	3-23	2	19	2	83.7	3	8	2.7	5	0
<b>Postseason</b>														
1-4	at Indianapolis	35	18	155	3-11	0	26	0	63.4	4	34	8.5	16	0



**DARGAN, ERICK**

**S #42**

**Height:** 5-11  
**Weight:** 215  
**College:** Oregon  
**Experience:** Rookie in 2015

**2014 games-starts:** 0-0  
**Career games-starts:** 0-0  
**Born:** 7-28-92  
**Hometown:** Pittsburg, Calif.  
**Acquired:** CFA'15

*College free agent signee will contend for safety spot after outstanding career for Oregon ... Earned second team All-Pac 12 honors as senior, leading team and ranking third nationally in INTs (seven) ... Also a regular on all special teams units, he played 90-plus snaps in six games as a senior, including three games of more than 100 snaps ... Second in special teams tackles as a senior ... As a junior, earned second-team all-conference for his special teams play.*

Career transactions: Signed with Cincinnati as college free agent on 5-10-15.

More college highlights: Played four seasons (2011-14) at Oregon, appearing in 48 games ... Had 13 career INTs. **2014**—Played and started in all 15 games, leading team in tackles (95) ... He returned his seven INTs for a total of 110 yards ... Paced team in stops in six games, including a career-best 12 tackles on Nov. 1 at Stanford ... Voted Ducks' most outstanding

defender by his teammates. **2013**—Credited with 24 tackles (12 unassisted) in 11 appearances, including a season-high four stops in consecutive contests against Virginia, Tennessee and California ... Finished tied for third on the team in special teams tackles (eight). **2012**—Completed year as team's fifth-leading tackler (54) while tying for third in Pac 12 in INTs (five, for 77 yards) ... Became a starter when injuries opened a position for the last three games ... Had two INTs and eight tackles in Fiesta Bowl win over Kansas State. **2011**—Saw action in nine games, totaling 15 tackles. **2010**—Redshirted.

**High school:** Attended Pittsburg (Calif.) High School, playing both RB and DB ... A Tacoma News Tribune Western 100 selection ... Was second-team All-East Bay in 2008 and first-team All-Bay Valley League in 2008.

**Personal:** Hometown is Pittsburg, Calif. ... Majored at Oregon in Family and Human Services ... Last name is pronounced "DAR-gan" (hard "g").



DAWSON, P.J.

LB #47

Height: 6-0  
Weight: 240  
College: Texas Christian  
Experience: Rookie in 2015

2014 games-starts: 0-0  
Career games-starts: 0-0  
Born: 1-13-93  
Hometown: Dallas, Texas  
Acquired: D3b'15

*Dawson was not highly recruited out of high school, but he rose to status at TCU as one of nation's top playmakers after beginning college career in junior college ... Earned multiple All-American honors in 2014 and was named Big 12 Defensive Player of the Year ... His 136 tackles led Big 12 in '14 and were most in a season by any player in era of Horned Frogs coach Gary Patterson (2000-present) ... Considered excellent in pass coverage ... Known as a "downhill player" who consistently attacks the line of scrimmage on run plays.*

Career transactions: Selected by Cincinnati in third round of 2015 NFL Draft (99th overall) ... Signed with Bengals on 5-18-15.

Coach Marvin Lewis says: "P.J. is an extremely instinctive linebacker with the ability to make plays. He's an effective blitzing, a really physical type player, one that we're excited to have. He's one of those kids with "that look" in their eyes, with the intensity you're looking for."

More college highlights: Played three seasons (2012-14) at TCU after playing one year at Trinity Valley Community College (Athens, Texas) ... Logged 241 tackles at TCU. **2014**—Appeared in all 13 TCU games (11 starts), and helped lead Horned Frogs to No. 6 national ranking ... In addition to his Big 12-leading 136 tackles, he led the conference in tackles-for-loss (20) and fumble


recoveries (three) ... Logged four INTs on the season, including a 46-yarder for a TD that gave Frogs the eventual winning points in 37-33 conquest of Oklahoma ... Named Big 12 Defensive Player of the Week against both Oklahoma and Texas. **2013**—Appeared in 12 games and finished season with seven consecutive starts ... Led team with 91 tackles, including 10 for-loss ... Logged 17 tackles, including three for-loss in win on Oct. 12 vs. Kansas. **2012**—Appeared in all 13 TCU games, providing spark off bench at LB ... Forced fumble in OT win on Nov. 3 at West Virginia. **2011**—Played at Trinity Valley Community College, where he logged 47 tackles, including a team best 10 for-loss.

Dawson on Dawson: "I think my stats don't lie, and I just have the confidence I'm going to succeed in the NFL. I played with that confidence in my last year (at TCU), and I just feel like I'm that guy who can help you. I'm ready to face some great competition here battling for playing time and to get out there and be able to roam and chase the ball."

High school: Attended Skyline High School (Dallas, Texas), where he played wide receiver ... Also competed as hurdler on track team.

Personal: Hometown is Dallas, Texas ... Majored in Criminal Justice at TCU ... Nickname of P.J. is short for Paul Jr.





# DENNARD, DARQUEZE

CB #21

**Height:** 5-11  
**Weight:** 197  
**College:** Michigan State  
**Experience:** 2nd-year player in 2015

**2014 games-starts:** 14-0  
**Career games-starts:** 14-0  
**Born:** 10-10-91  
**Hometown:** Dry Branch, Ga.  
**Acquired:** D1'14

*A USA Today first-team All-American as a Michigan State senior, first-round 2014 draft pick brought Bengals a resume of high-caliber performance, consistency and character ... Behind a veteran CB corps, he opened rookie season as a special teams mainstay (second on team with 10 tackles), and he also had a sack on defense ... Started 38 games for Michigan State over his final three seasons, and in 2013 he helped lead the Spartans to No. 1 national rankings in fewest yards allowed per game and lowest third-down conversion percentage ... His style of play and reliability has inspired favorable comparisons with CB Leon Hall, who has started for Bengals since his first-round selection out of Michigan in 2007.*

**Career transactions:** Selected by Cincinnati in first round of 2014 NFL Draft (24th overall) ... Signed with Bengals on 6-12-14.

**2014 highlights:** Played in 14 games (Games 2-7 and 9-16) ... Inactive for Games 1 (hip) and 8 (hamstring) ... Logged seven tackles on defense (one for loss) ... Made NFL debut on Sept. 14 vs. Atlanta on special teams, with one tackle ... Played on defense for first time on Sept. 21 vs. Tennessee, and logged two tackles, including a three-yard sack of Jake Locker ... Had three tackles on defense Oct. 19 at Indianapolis ... Two special teams tackles on Oct. 26 vs. Baltimore ... One tackle on defense, a pass defended, and one special teams tackle on Nov. 16 at New Orleans ... Led team with two special teams tackles on Dec. 7 vs. Pittsburgh ... One tackle on defense Dec. 14 at Cleveland ... In Wild Card playoff on 1-5-15 at Indianapolis, had two tackles on defense and forced a fumble by RB Daniel Herron.

**One game matters:** Despite lettering four years at Twiggs Co. High School (Jeffersonville, Ga.) — and helping lead the team to an 11-2 record as a senior — Dennard went virtually unrecruited by colleges. He did not have a viable scholarship offer, even from a junior college, entering his final prep game. But fate cast him in that last game against Dooly County High and WR Keith Mumphrey, who had already signed with Michigan State. MSU coaches, on hand to watch Mumphrey, saw Dennard post an outstanding performance against Mumphrey and convinced head coach Mark Dantonio to sign him. "I probably wouldn't have played any more football (if not for that game)," Dennard says. "I'd still be around the Macon (Ga.) area, working a nine-to-five."

**College:** Played four seasons (2010-13) at Michigan State, playing 44 games with 40 starts ... 2013 winner of the Thorpe Award, given annually to college football's top DB ... Totaled 167 career tackles, 10 INTs, 30 total passes defended, three forced fumbles, a fumble recovery and a blocked FG ... Earned reputation as a strong tackler against the run ... In 2013, became first MSU CB to earn first-team All-America since Harlon Barnett (Cincinnati native from Princeton High School) in 1989 ... First MSU player to win the Thorpe Award since its 1986 inception.

**Personal:** Hometown is Dry Branch, Ga. ... Lettered in football, basketball and track at Twiggs County High School (Jeffersonville, Ga.) ... Two-way player in prep football, seeing action at WR and CB ... Communications major at Michigan State ... First name is pronounced "dar-KWEZ" and last name is pronounced "deh-NARD."

## DARQUEZE DENNARD'S STATISTICS

YEAR	TEAM	G-S	DEFENSE							INTERCEPTIONS					SCORING				
			ST	AT	TT	SKS-YDS	PD	FF	FR-YDS	NO	YDS	AVG	LG	TD	TD	TD-IntRt	TD-FRRt	S	PTS
2014	Cincinnati	14-0	6	1	7	1-3	1	0	0-0	—	—	—	—	—	—	—	—	—	—
CAREER		14-0	6	1	7	1-3	1	0	0-0	—	—	—	—	—	—	—	—	—	—

YEAR	TEAM	SPECIAL TEAMS							KICKOFF RETURNS					PUNT RETURNS							
		ST	AT	TT	FF	FR-YDS	BP	BFG	BXP	NO	YDS	AVG	FC	LG	TD	NO	YDS	AVG	FC	LG	TD
2014	Cincinnati	8	2	10	0	0-0	0	0	0	—	—	—	—	—	—	—	—	—	—	—	—
CAREER		8	2	10	0	0-0	0	0	0	—	—	—	—	—	—	—	—	—	—	—	—

## POSTSEASON

YEAR	TEAM	G-S	DEFENSE							INTERCEPTIONS					SCORING					
			ST	AT	TT	SKS-YDS	PD	FF	FR-YDS	NO	YDS	AVG	LG	TD	TD	TD-IntRt	TD-FRRt	S	PTS	
2014	Cincinnati	1-0	2	0	2	0-0	0	1	0-0	—	—	—	—	—	—	—	—	—	—	—
CAREER		1-0	2	0	2	0-0	0	1	0-0	—	—	—	—	—	—	—	—	—	—	—

## 2014 REGULAR-SEASON GAME-BY-GAME

DATE	OPPONENT	DEFENSE									INTERCEPTIONS				
		ST	AT	TT	SKS-YDS	INT-YDS	PD	FF	FR-YDS	NO	YDS	AVG	LG	TD	
9-7	at Baltimore	INACTIVE									INACTIVE				
9-14	ATLANTA	0	0	0	0-0	0-0	0	0	0-0	—	—	—	—	—	
9-21	TENNESSEE	2	0	2	1-3	0-0	0	0	0-0	—	—	—	—	—	
9-28	— BYE —														
10-5	at New England	0	0	0	0-0	0-0	0	0	0-0	—	—	—	—	—	
10-12	CAROLINA	0	0	0	0-0	0-0	0	0	0-0	—	—	—	—	—	
10-19	at Indianapolis	2	1	3	0-0	0-0	0	0	0-0	—	—	—	—	—	
10-26	BALTIMORE	0	0	0	0-0	0-0	0	0	0-0	—	—	—	—	—	
11-2	JACKSONVILLE	INACTIVE									INACTIVE				
11-6	CLEVELAND	0	0	0	0-0	0-0	0	0	0-0	—	—	—	—	—	
11-16	at New Orleans	1	0	1	0-0	0-0	1	0	0-0	—	—	—	—	—	
11-23	at Houston	0	0	0	0-0	0-0	0	0	0-0	—	—	—	—	—	
11-30	at Tampa Bay	0	0	0	0-0	0-0	0	0	0-0	—	—	—	—	—	
12-7	PITTSBURGH	0	0	0	0-0	0-0	0	0	0-0	—	—	—	—	—	
12-14	at Cleveland	1	0	1	0-0	0-0	0	0	0-0	—	—	—	—	—	
12-22	DENVER	0	0	0	0-0	0-0	0	0	0-0	—	—	—	—	—	
12-28	at Pittsburgh	0	0	0	0-0	0-0	0	0	0-0	—	—	—	—	—	
TOTALS		6	1	7	1-3	0-0	1	0	0-0	—	—	—	—	—	

DATE	OPPONENT	SPECIAL TEAMS								KICKOFF RETURNS						PUNT RETURNS					
		ST	AT	TT	FF	FR-YDS	BP	BFG	BXP	NO	YDS	AVG	FC	LG	TD	NO	YDS	AVG	FC	LG	TD
9-7	at Baltimore					INACTIVE															
9-14	ATLANTA	1	0	1	0	0-0	0	0	0	—	—	—	—	—	—	—	—	—	—	—	—
9-21	TENNESSEE	1	0	1	0	0-0	0	0	0	—	—	—	—	—	—	—	—	—	—	—	—
9-28	— BYE —																				
10-5	at New England	1	0	1	0	0-0	0	0	0	—	—	—	—	—	—	—	—	—	—	—	—
10-12	CAROLINA	0	0	0	0	0-0	0	0	0	—	—	—	—	—	—	—	—	—	—	—	—
10-19	at Indianapolis	0	0	0	0	0-0	0	0	0	—	—	—	—	—	—	—	—	—	—	—	—
10-26	BALTIMORE	1	1	2	0	0-0	0	0	0	—	—	—	—	—	—	—	—	—	—	—	—
11-2	JACKSONVILLE					INACTIVE															
11-6	CLEVELAND	0	0	0	0	0-0	0	0	0	—	—	—	—	—	—	—	—	—	—	—	—
11-16	at New Orleans	0	1	1	0	0-0	0	0	0	—	—	—	—	—	—	—	—	—	—	—	—
11-23	at Houston	1	0	1	0	0-0	0	0	0	—	—	—	—	—	—	—	—	—	—	—	—
11-30	at Tampa Bay	0	0	0	0	0-0	0	0	0	—	—	—	—	—	—	—	—	—	—	—	—
12-7	PITTSBURGH	2	0	2	0	0-0	0	0	0	—	—	—	—	—	—	—	—	—	—	—	—
12-14	at Cleveland	0	0	0	0	0-0	0	0	0	—	—	—	—	—	—	—	—	—	—	—	—
12-22	DENVER	1	0	1	0	0-0	0	0	0	—	—	—	—	—	—	—	—	—	—	—	—
12-28	at Pittsburgh	0	0	0	0	0-0	0	0	0	—	—	—	—	—	—	—	—	—	—	—	—
TOTALS		8	2	10	0	0-0	0	0	0	—	—	—	—	—	—	—	—	—	—	—	—



# DIMANCHE, JAYSON

LB #51

**Height:** 6-1  
**Weight:** 244  
**College:** Southern Illinois  
**Experience:** 3rd-year player in 2015

**2014 games-starts:** 12-1  
**Career games-starts:** 28-1  
**Born:** 9-22-90  
**Hometown:** Hamilton, N.J.  
**Acquired:** CFA'13

*A 2013 college free agent signee, DiManche played in all 29 possible games (including postseason) before suffering season-ending forearm fracture Nov. 30 of last season at Tampa Bay ... Made first career start Oct. 19 at Indianapolis, replacing injured SLB Emmanuel Lamur ... Was the lone 2013 college free agent signee to make team's season-opening roster ... Finished second on team in special teams tackles (12) in 2013, and made key play in '13 win vs. Cleveland, blocking a punt that teammate Tony Dye returned for a TD.*

**Career transactions:** Signed with Cincinnati as college free agent on 4-30-13.

**2014 highlights:** Played in Games 1-12 (one start), with seven tackles on defense and three on special teams, and also had a special teams forced fumble ... Had one special teams tackle on Oct. 5 at New England, when he dropped KOR Patrick Chung at Patriots 14 ... Started at SLB on Oct. 19 at Indianapolis (first career start), and logged seven tackles, including one for-loss ... On Nov. 16 at New Orleans, forced a fumble by punt returner Brandin Cooks (Saints recovered) ... Suffered forearm fracture on Nov. 30 at Tampa Bay, and was placed on Reserve/Injured list on Dec. 1.

**2013:** Played in Games 1-16 and in Wild Card playoff, and ranked second on team with 12 special teams tackles ... Six tackles on defense and one pass defended ... Two special teams tackles Oct. 13 at Buffalo ... Played on defense for first time Oct. 27 vs. Jets, and recorded two tackles and two special teams

tackles ... Blocked a Spencer Lanning punt in second quarter on Nov. 17 vs. Cleveland, and S Tony Dye returned it 24 yards for a TD and a 21-13 lead ... On Dec. 1 at San Diego, teamed with CB Dre Kirkpatrick to down a 75-yard punt at Chargers four ... Saw increased snaps on defense to due injury of SLB James Harrison on Dec. 15 at Pittsburgh, and recorded three tackles and a pass defended.

**College:** Played four seasons (2009-12) at Southern Illinois, with a redshirt year in 2008 ... Consistently wreaked havoc in offensive backfields in the FCS ranks, logging 38 tackles for loss and 16.5 sacks ... Second-team All-Missouri Valley Football Conference performer as a senior, when he ranked second in conference in both sacks (eight) and TFLs (15) ... Named team captain as a senior ... Started all 11 games at linebacker en route to being a second team All-MVFC selection as a senior ... Recorded a tackle for loss in 10 different games and a sack in eight different games.

**Personal:** Hometown is Hamilton, N.J. ... Attended Hamilton West High School, where he earned second-team all-state honors as senior ... Won team's defensive MVP and Hardest Hitter Awards ... Also a member of basketball and track and field teams ... Earned degree from Southern Illinois in communications, with a minor in marketing ... Twice named to MVFC Academic Honor Roll. ... Served as summer intern in 2012 in media services office of Saluki Athletics ... Made offseason speaking visits in 2014 to his former elementary school and high school ... Enjoys traveling ... Last name is pronounced "dih-MAHNCH."

## JAYSON DIMANCHE'S STATISTICS

YEAR	TEAM	G-S	DEFENSE							INTERCEPTIONS					SCORING				
			ST	AT	TT	SKS-YDS	PD	FF	FR-YDS	NO	YDS	AVG	LG	TD	TD	TD-IntRt	TD-FRRt	S	PTS
2013	Cincinnati	16-0	3	3	6	0-0	1	0	0-0	—	—	—	—	—	—	—	—	—	—
2014	Cincinnati	12-1	4	3	7	0-0	0	0	0-0	—	—	—	—	—	—	—	—	—	—
CAREER		28-1	7	6	13	0-0	1	0	0-0	—	—	—	—	—	—	—	—	—	—

YEAR	TEAM	ST	AT	TT	FF	FR-YDS	BP	BFG	BXP	KICKOFF RETURNS					PUNT RETURNS					
										NO	YDS	AVG	FC	LG	TD	NO	YDS	AVG	FC	LG
2013	Cincinnati	8	4	12	0	0-0	1	0	0	—	—	—	—	—	—	—	—	—	—	—
2014	Cincinnati	2	1	3	1	0-0	0	0	0	—	—	—	—	—	—	—	—	—	—	—
CAREER		10	5	15	1	0-0	1	0	0	—	—	—	—	—	—	—	—	—	—	—

## POSTSEASON

YEAR	TEAM	G-S	DEFENSE							INTERCEPTIONS					SCORING				
			ST	AT	TT	SKS-YDS	PD	FF	FR-YDS	NO	YDS	AVG	LG	TD	TD	TD-IntRt	TD-FRRt	S	PTS
2013	Cincinnati	1-0	0	0	0	0-0	0	0	0-0	—	—	—	—	—	—	—	—	—	—
2014	Cincinnati	0-0	DID NOT PLAY*							DID NOT PLAY*					DID NOT PLAY*				
CAREER		1-0	0	0	0	0-0	0	0	0-0	—	—	—	—	—	—	—	—	—	—

\* NOTE: DiManche was on the Reserve/Injured list for one postseason game with Cincinnati in 2014.

## 2014 REGULAR-SEASON GAME-BY-GAME

DATE	OPPONENT	ST	AT	TT	SKS-YDS	INT-YDS	PD	FF	FR-YDS	INTERCEPTIONS					
										NO	YDS	AVG	LG	TD	
9-7	at Baltimore	0	0	0	0-0	0-0	0	0	0-0	—	—	—	—	—	
9-14	ATLANTA	0	0	0	0-0	0-0	0	0	0-0	—	—	—	—	—	
9-21	TENNESSEE	0	0	0	0-0	0-0	0	0	0-0	—	—	—	—	—	
9-28	— BYE —														
10-5	at New England	0	0	0	0-0	0-0	0	0	0-0	—	—	—	—	—	
10-12	CAROLINA	0	0	0	0-0	0-0	0	0	0-0	—	—	—	—	—	
10-19	at Indianapolis	4	3	7	0-0	0-0	0	0	0-0	—	—	—	—	—	
10-26	BALTIMORE	0	0	0	0-0	0-0	0	0	0-0	—	—	—	—	—	
11-2	JACKSONVILLE	0	0	0	0-0	0-0	0	0	0-0	—	—	—	—	—	
11-6	CLEVELAND	0	0	0	0-0	0-0	0	0	0-0	—	—	—	—	—	
11-16	at New Orleans	0	0	0	0-0	0-0	0	0	0-0	—	—	—	—	—	
11-23	at Houston	0	0	0	0-0	0-0	0	0	0-0	—	—	—	—	—	
11-30	at Tampa Bay	0	0	0	0-0	0-0	0	0	0-0	—	—	—	—	—	
12-7	PITTSBURGH	RESERVE / INJURED									RESERVE / INJURED				
12-14	at Cleveland	RESERVE / INJURED									RESERVE / INJURED				
12-22	DENVER	RESERVE / INJURED									RESERVE / INJURED				
12-28	at Pittsburgh	RESERVE / INJURED									RESERVE / INJURED				
TOTALS		4	3	7	0-0	0-0	0	0	0-0	—	—	—	—	—	

DATE	OPPONENT	SPECIAL TEAMS								KICKOFF RETURNS						PUNT RETURNS					
		ST	AT	TT	FF	FR-YDS	BP	BFG	BXP	NO	YDS	AVG	FC	LG	TD	NO	YDS	AVG	FC	LG	TD
9-7	at Baltimore	0	0	0	0	0-0	0	0	0	—	—	—	—	—	—	—	—	—	—	—	—
9-14	ATLANTA	0	0	0	0	0-0	0	0	0	—	—	—	—	—	—	—	—	—	—	—	—
9-21	TENNESSEE	0	0	0	0	0-0	0	0	0	—	—	—	—	—	—	—	—	—	—	—	—
9-28	— BYE —																				
10-5	at New England	1	0	1	0	0-0	0	0	0	—	—	—	—	—	—	—	—	—	—	—	—
10-12	CAROLINA	0	0	0	0	0-0	0	0	0	—	—	—	—	—	—	—	—	—	—	—	—
10-19	at Indianapolis	0	0	0	0	0-0	0	0	0	—	—	—	—	—	—	—	—	—	—	—	—
10-26	BALTIMORE	0	0	0	0	0-0	0	0	0	—	—	—	—	—	—	—	—	—	—	—	—
11-2	JACKSONVILLE	1	0	1	0	0-0	0	0	0	—	—	—	—	—	—	—	—	—	—	—	—
11-6	CLEVELAND	0	0	0	0	0-0	0	0	0	—	—	—	—	—	—	—	—	—	—	—	—
11-16	at New Orleans	0	1	1	1	0-0	0	0	0	—	—	—	—	—	—	—	—	—	—	—	—
11-23	at Houston	0	0	0	0	0-0	0	0	0	—	—	—	—	—	—	—	—	—	—	—	—
11-30	at Tampa Bay	0	0	0	0	0-0	0	0	0	—	—	—	—	—	—	—	—	—	—	—	—
12-7	PITTSBURGH					RESERVE / INJURED															
12-14	at Cleveland					RESERVE / INJURED															
12-22	DENVER					RESERVE / INJURED															
12-28	at Pittsburgh					RESERVE / INJURED															
TOTALS		2	1	3	1	0-0	0	0	0	—	—	—	—	—	—	—	—	—	—	—	—



## DUNLAP, CARLOS

DE #96

**Height:** 6-6  
**Weight:** 280  
**College:** Florida  
**Experience:** 6th-year player in 2015

**2014 games-starts:** 16-16  
**Career games-starts:** 70-33  
**Born:** 2-28-89  
**Hometown:** North Charleston, S.C.  
**Acquired:** D2'10

*Athletic 280-pounder with a big wingspan, Dunlap is a naturally gifted playmaker with statistics to bear it out ... Played his fifth NFL and Bengals season in 2014 and led team in sacks (8.0) ... Also led team in tackles-for-loss (17), QB hits (27), forced fumbles (two) and combined fumbles forced-and-recovered (three) ... Led D-line in tackles (66), a personal career first, and also led D-line in passes defended (five) ... In a subpar team year for sacks, Dunlap's 8.0 were more than twice the number of second-place Geno Atkins (3.0) ... Finished season as the roster leader in career sacks (35.5), fifth in Bengals history ... Has scored two career TDs, on a 35-yard fumble return and a 14-yard INT return ... Has 10 career forced fumbles, seven fumble recoveries, 24 passes defended and two blocked FGs ... Excels not only on pass pressure, but as a downfield pursuer trailing runs and screen passes.*

**Career transactions:** Selected by Cincinnati in second round of 2010 NFL Draft (54th overall) ... Signed with Bengals on 7-28-10 ... Signed contract extension with Bengals on 7-16-13.

**More from 2014:** Started at LDE in Games 1-16 and in Wild Card playoff ... Had three tackles (one for-loss), including a four-yard sack of Joe Flacco, on Sept. 7 at Baltimore ... 10-yard sack of Matt Ryan on Sept. 14 vs. Atlanta, and credited with four QB hits ... Led line with six tackles (one for-loss) on Sept. 21 vs. Tennessee, including a five-yard sack of Jake Locker ... Had a half-sack of Andrew Luck on Oct. 19 at Indianapolis ... Also at Indianapolis, forced a fumble by RB Ahmad Bradshaw (recovered by Bengals), recovered a Luck fumble and had a pass defended ... Eight-yard sack of Blake Bortles on Nov. 2 vs. Jacksonville ... On Nov. 16 at New Orleans, forced a fumble by RB Travaris Cadet in fourth quarter (recovered by Bengals), and also logged team-high four quarterback hits, a pass defended and two tackles ... On Nov. 23 vs. Houston, led line with five tackles (two for-loss), including a five-yard sack of Ryan Mallett to force a Texans punt ... Tied for team lead with seven tackles (three for-loss) on Nov. 30 at Tampa Bay, including a shared sack of Josh McCown, and also had a third-down pass defended ... In shutout win Dec. 14 at Cleveland, tied for team lead with six tackles (two for-loss), including a seven-yard sack of Johnny Manziel ... Led line with four tackles (one for-loss), including a five-yard sack of Peyton Manning, on Dec. 22 vs. Denver, and registered three total hits on Manning ... Two tackles and three QB hits in Wild Card playoff on 1-5-15 at Indianapolis.

**Previous seasons:** **2010**—A Pro Football Weekly all-rookie team selection, Dunlap contested Detroit DT Ndamukong Suh for the league's rookie sacks title, posting Bengals rookie record of 9.5 and losing the crown only when Suh went to 10.0 with a zero-yard sack late in fourth quarter in Week 17 ... Dunlap eclipsed former Bengals rookie sack record of 8.5, set by DE Justin Smith in 2001 ... All of Dunlap's sacks came in last eight games, including 8.5 in last six games ... Became first rookie to lead the team in sacks for a season since 1990, when LB James Francis led with eight ... On Nov. 14 at Indianapolis, brought down Peyton Manning for first career sack, for four-yard loss in second quarter ... His two tackles in win Dec. 19 vs. Cleveland were both sacks of Colt McCoy ... Closed season with his fourth multiple-sack game of the last six, getting 1.5 against Joe Flacco on Jan. 2 at Baltimore. **2011**—His sack total dipped to 4.5, from 9.5 as a rookie, but despite missing four games he still led team in QB pressures (27) and had an impressive fumble return for a key TD ... Played in 12 games and in Wild Card playoff ... Missed Games 9 and 11-13 due to hamstring injury ... On Oct. 16 at Indianapolis, with Colts looking to erase a 20-17 Bengals lead in the fourth quarter, Dunlap scooped a Pierre Garcon

fumble at the Colts 35 and ran for a game-clinching TD, displaying speed and moves rarely seen in a player his size ... On Nov. 6 at Tennessee, had two sacks of Matt Hasselbeck for 22 yards, along with a pass defended ... Three tackles in Wild Card playoff on 1-7-12 at Houston. **2012**—Began action in Game 3, after missing time in rehab from a preseason knee injury ... Had a 14-yard INT return for a TD to seal Dec. 30 win vs. Baltimore ... Named AFC Defensive Player of the Week for his performance Dec. 2 at San Diego, when he forced fumbles on each of his two sacks, recovering one late in the game to help preserve win ... Tied for team lead in both forced fumbles (four) and fumble recoveries (three) ... His seven combined fumbles forced and recovered led the team by three ... Had 27 QB pressures (second on team) and five tackles-for-loss ... On Sept. 23 at Washington, set up a Bengals TD when he forced a fumble by Robert Griffin III and recovered it at Redskins 12 ... On Nov. 11 vs. N.Y. Giants, his six-yard sack of Eli Manning at Bengals 20 helped force Giants to settle for FG, and he also had a fumble recovery at Bengals 14 and three additional QB pressures. **2013**—Played in all 16 games for first time in his career, with 15 starts at LDE ... Logged 70 tackles, with 7.5 sacks (tied for team lead) ... His 10 passes defended led D-line ... Led team in forced fumbles (four) and QB pressures (34), and tied for second with seven tackles-for-loss ... Had eight-yard sack of Aaron Rodgers on Sept. 22 vs. Green Bay, and also logged five tackles, two passes defended and one QB pressure ... On Sept. 29 at Cleveland, deflected 51-yard Billy Cundiff FG try in second quarter ... On Oct. 6 vs. New England, forced a LeGarrette Blount fumble (recovered by Cincinnati) ... Sacked Thad Lewis on Oct. 13 at Buffalo and forced a Lewis fumble that Bengals recovered, setting up TD drive ... Provided major momentum shift in win Oct. 20 at Detroit, blocking 34-yard David Akers FG attempt late in second quarter to prevent Lions from making a third straight unanswered score, and offense responded with a TD to erase for a 14-10 lead ... On Oct. 31 at Miami, ran down RB Lamar Miller after 41-yard gain to Bengals 11, forcing fumble that Cincinnati's Adam Jones recovered in end zone and returned 43 yards ... On Nov. 10 at Baltimore, had a nine-yard sack of Joe Flacco, forcing a fumble that Bengals recovered, and later added an eight-yard sack of Flacco ... Tied team's season high for QB pressures (eight) on Nov. 17 vs. Cleveland, and his five tackles included two-yard sack of Jason Campbell ... On Dec. 22 vs. Minnesota, returned a Matt Cassel fumble 42 yards to Vikings four in first quarter, setting up a TD ... Five tackles in Wild Card playoff on 1-5-14 vs. San Diego ... Missed all four preseason games due to concussion.

**College:** Played three seasons (2007-09) at Florida, with totals of 84 tackles, 19.5 sacks, 26 tackles for loss, eight passes defended and four blocked kicks ... Entered NFL Draft following his junior season ... Named Defensive MVP of 2008 season BCS national championship win over Oklahoma ... Helped Gators to 13-1 records in each of his last two seasons, including 51-24 Sugar Bowl victory over University of Cincinnati to close 2009 campaign.

**Personal:** Hometown is North Charleston, S.C. ... Spends offseason time in Miami, Fla., as well as in North Charleston ... Attended Fort Dorchester High School, and closed his career ranked 15th on ESPN's Top 150 recruits list ... Actively supports children in need in both South Carolina and Greater Cincinnati, through the Carlos Dunlap Foundation, with events including an annual football camp and holiday shopping trips ... Pursuing a business degree from Florida ... SEC Academic All-American in 2008 ... Selected to SEC Academic Honor Roll as a freshman ... Enjoys playing basketball and jet skiing ... Was named 'Mayor for a Day' in North Charleston on 3-13-09 ... Lists his parents, Diane Ross and Carlos L. Dunlap Sr., as his greatest source of inspiration.

## CARLOS DUNLAP'S STATISTICS

YEAR	TEAM	G-S	DEFENSE							INTERCEPTIONS					SCORING				
			ST	AT	TT	SKS-YDS	PD	FF	FR-YDS	NO	YDS	AVG	LG	TD	TD	TD-IntRt	TD-FRRt	S	PTS
2010	Cincinnati	12-0	18	10	28	9.5-77.5	3	0	1-0	0	0	—	—	0	0	0	0	0	0
2011	Cincinnati	12-1	15	13	28	4.5-42	3	0	1-35	0	0	—	—	0	1	0	1	0	6
2012	Cincinnati	14-1	36	19	55	6-55	4	4	3-2	1	14	14.0	14t	1	1	1	0	0	6
2013	Cincinnati	16-15	45	25	70	7.5-40.5	10	4	1-42	0	0	—	—	0	0	0	0	0	0
2014	Cincinnati	16-16	40	26	66	8-49.5	5	2	1-0	0	0	—	—	0	0	0	0	0	0
CAREER		70-33	154	93	247	35.5-264.5	25	10	7-79	1	14	14.0	14t	1	2	1	1	0	12


YEAR	TEAM	SPECIAL TEAMS							KICKOFF RETURNS						PUNT RETURNS						
		ST	AT	TT	FF	FR-YDS	BP	BFG	BXP	NO	YDS	AVG	FC	LG	TD	NO	YDS	AVG	FC	LG	TD
2013	Cincinnati	0	0	0	0	0-0	0	2	0	—	—	—	—	—	—	—	—	—	—	—	—
CAREER		0	0	0	0	0-0	0	2	0	—	—	—	—	—	—	—	—	—	—	—	—

## POSTSEASON

YEAR	TEAM	G-S	DEFENSE							INTERCEPTIONS					SCORING					
			ST	AT	TT	SKS-YDS	PD	FF	FR-YDS	NO	YDS	AVG	LG	TD	TD	TD-IntRt	TD-FRRt	S	PTS	
2011	Cincinnati	1-0	1	2	3	0-0	0	0	0-0	—	—	—	—	—	—	—	—	—	—	—
2012	Cincinnati	1-0	2	2	4	0-0	0	0	0-0	—	—	—	—	—	—	—	—	—	—	—
2013	Cincinnati	1-1	4	1	5	0-0	0	0	0-0	—	—	—	—	—	—	—	—	—	—	—
2014	Cincinnati	1-1	1	1	2	0-0	0	0	0-0	—	—	—	—	—	—	—	—	—	—	—
CAREER		4-2	8	6	14	0-0	0	0	0-0	—	—	—	—	—	—	—	—	—	—	—

## 2014 REGULAR-SEASON GAME-BY-GAME

DATE	OPPONENT	DEFENSE									INTERCEPTIONS				
		ST	AT	TT	SKS-YDS	INT-YDS	PD	FF	FR-YDS	NO	YDS	AVG	LG	TD	
9-7	at Baltimore	2	1	3	1-4	0-0	0	0	0-0	—	—	—	—	—	
9-14	ATLANTA	1	1	2	1-10	0-0	1	0	0-0	—	—	—	—	—	
9-21	TENNESSEE	6	0	6	1-5	0-0	0	0	0-0	—	—	—	—	—	
9-28	— BYE —														
10-5	at New England	2	3	5	0-0	0-0	0	0	0-0	—	—	—	—	—	
10-12	CAROLINA	4	1	5	0-0	0-0	0	0	0-0	—	—	—	—	—	
10-19	at Indianapolis	1	4	5	0.5-4.5	0-0	1	1	1-0	—	—	—	—	—	
10-26	BALTIMORE	2	1	3	0-0	0-0	0	0	0-0	—	—	—	—	—	
11-2	JACKSONVILLE	3	1	4	1-8	0-0	0	0	0-0	—	—	—	—	—	
11-6	CLEVELAND	2	3	5	0-0	0-0	0	0	0-0	—	—	—	—	—	
11-16	at New Orleans	2	0	2	0-0	0-0	1	1	0-0	—	—	—	—	—	
11-23	at Houston	2	3	5	1-5	0-0	0	0	0-0	—	—	—	—	—	
11-30	at Tampa Bay	5	2	7	0.5-1	0-0	1	0	0-0	—	—	—	—	—	
12-7	PITTSBURGH	0	2	2	0-0	0-0	0	0	0-0	—	—	—	—	—	
12-14	at Cleveland	5	1	6	1-7	0-0	0	0	0-0	—	—	—	—	—	
12-22	DENVER	2	2	4	1-5	0-0	0	0	0-0	—	—	—	—	—	
12-28	at Pittsburgh	1	1	2	0-0	0-0	1	0	0-0	—	—	—	—	—	
TOTALS		40	26	66	8-49.5	0-0	5	2	1-0	—	—	—	—	—	



## EIFERT, TYLER

TE #85

**Height:** 6-6  
**Weight:** 250  
**College:** Notre Dame  
**Experience:** 3rd-year player in 2015

**2014 games-starts:** 1-1  
**Career games-starts:** 16-16  
**Born:** 9-8-90  
**Hometown:** Fort Wayne, Ind.  
**Acquired:** D1'13

*First-round draft choice from 2013 looks to jump-start his promising career in '15, after a '14 season in which he played only in Game 1 ... Suffered elbow injury in the opener at Baltimore and was placed Sept. 10 on Reserve/Injured list, designated for possible return, but underwent surgery in mid-December as follow-up to a preseason shoulder injury ... In 2013 he helped bring a new dimension to Bengals offense, joining veteran Jermaine Gresham in forming franchise's first base offense including two TEs ... Had 39 receptions for 445 yards with two TDs in '13 ... Widely noted by coaches, scouts and analysts for his ability to time jumps and win contested balls.*

**Career transactions:** Selected by Cincinnati in first round of 2013 NFL Draft (21st overall) ... Signed with Bengals on 7-15-13.

**2014 recap:** Started at TE on Sept. 7 at Baltimore and had three catches for 37 yards in first quarter before exiting with elbow injury ... On Sept. 10, placed on Reserve/Injured list designated for possible return to the roster in season's second half, but was not cleared to return.

**2013:** In NFL debut Sept. 8 at Chicago, on his 23rd birthday, caught five-for-47 ... Had three receptions for 66 yards on Sept. 16 vs. Pittsburgh, including a 61-yarder to set up a TD, longest Bengals reception by a TE since 2004 (Matt Schobel, 76) ... Tied for team lead with five receptions Oct. 6 vs. New England, and his 53 receiving yards ranked second ... Caught three-for-45 on Oct. 20 at Detroit, scoring first TD in NFL on a 32-yard pass on which he beat tight coverage and made catch while falling to the ground in the end zone ... Caught

three-for-55 Nov. 10 at Baltimore, including a 40-yard reception in which he stayed in bounds and scampered down the sideline after catch ... Caught three-for-33 on Dec. 15 at Pittsburgh, with one-yard TD catch on a fourth-and-goal play in fourth quarter ... Caught one-for-six on Dec. 22 vs. Minnesota before leaving game in first half with a stinger ... Inactive for Game 16 due to injury, and saw only limited action (no receptions) in Wild Card playoff on 1-5-14 vs. San Diego.

**College:** Played four seasons (2009-12) at Notre Dame ... Started every game as a junior and senior ... His 140 catches were tops all-time for TEs at a school known for great talent at the position ... Winner of 2012 John Mackey Award, given annually to nation's top college tight end, and voted a first-team All-American by Pro Football Weekly ... Averaged career-best 13.7 yards per catch in 2012, helping lead Irish to BCS national championship game 1840 career receiving yards, with 11 TDs ... Selected as team's 2012 Offensive MVP, catching 50-for-685 with four TDs ... His blocking helped offense average 189.4 rushing yards per game ... Team captain.

**Personal:** Hometown is Fort Wayne, Ind. ... Attended Bishop Dwenger High School, where as a double-duty senior, he helped lead team to a 14-1 record, catching 41-for-682 with 10 TDs and adding 97 tackles with four INTs (one for a TD) ... Finance major at Notre Dame ... Father, Greg, played basketball at Purdue, seeing action in 115 games under prominent coach Gene Keady ... Enjoys hunting, golf and fishing ... Last name is pronounced "IE(rhymes with 'tie')-fert."

### TYLER EIFERT'S STATISTICS

YEAR	TEAM	G-S	RECEIVING					RUSHING					SCORING						
			NO	YDS	AVG	LG	TD	ATT	YDS	AVG	LG	TD	TD	TD-R	TD-P	TD-Rt	2-PtC	PTS	
2013	Cincinnati	15-15	39	445	11.4	61	2	—	—	—	—	—	2	0	2	0	0	0	12
2014	Cincinnati	1-1	3	37	12.3	20	0	—	—	—	—	—	0	0	0	0	0	0	0
CAREER		16-16	42	482	11.5	61	2	—	—	—	—	—	2	0	2	0	0	0	12

RECEIVING SINGLE-GAME HIGHS: RECEPTIONS—5 (two times; most recently on 10-6-13 vs. New England). YARDS—66 (9-16-13 vs. Pittsburgh). LONG—61 (9-16-13 vs. Pittsburgh). TOUCHDOWNS—1 (two times; most recently on 12-15-13 at Pittsburgh).

### POSTSEASON

YEAR	TEAM	G-S	RECEIVING					RUSHING					SCORING						
			NO	YDS	AVG	LG	TD	ATT	YDS	AVG	LG	TD	TD	TD-R	TD-P	TD-Rt	2-PtC	PTS	
2013	Cincinnati	1-0	0	0	—	—	0	—	—	—	—	—	—	—	—	—	—	—	—
2014	Cincinnati	0-0	DID NOT PLAY*					DID NOT PLAY*					DID NOT PLAY*						
CAREER		1-0	0	0	—	—	0	—	—	—	—	—	—	—	—	—	—	—	—

\* NOTE: Eifert was on the Reserve/Injured list (designated for return) for one postseason game with Cincinnati in 2014.



## FISHER, JAKE

OT #74

**Height:** 6-6  
**Weight:** 306  
**College:** Oregon  
**Experience:** Rookie in 2015

**2014 games-starts:** 0-0  
**Career games-starts:** 0-0  
**Born:** 4-23-93  
**Hometown:** Traverse City, Mich.  
**Acquired:** D2'15

*Fisher started 13 games at LOT last season for a 13-2 Oregon team that reached the inaugural College Football Playoff National Championship game ... Named a first-team All-American by Football Writers Association of America, and was one of six semifinalists for Outland Trophy (nation's top offensive or interior defensive lineman) ... In Fisher's two missed games last season (both due to a leg injury), Oregon gave up 12 of its season total of 31 sacks allowed ... Athletic and well-schooled in technique, Fisher was rated by analysts as a prospect with a good chance to contribute immediately to an NFL offense ... Helped lead Ducks to a 48-7 record during his four seasons.*

**Career transactions:** Selected by Cincinnati in second round of 2015 NFL Draft (53rd overall) ... Signed with Bengals on 5-20-15.

Head coach Marvin Lewis says: "Jake Fisher plays with great attitude, just tremendous energy, passion ... that kind of guy. Of course we took a tackle (Cedric Ogbuehi) in the first round as well, but Jake was, we felt, the best player on our board, and we just couldn't go by him. It's take the best player and find a way to fit him in. Jake has played different spots, and he'll have an opportunity to play this season."

**More college highlights:** Played four seasons (2011-14) at Oregon, seeing action in 51 of a possible 54 games, with 35 starts ... His versatility on both sides of the line made him a valuable piece to the Oregon offense, which averaged 230 or more rushing yards per game during every season of his career. **2014**—Helped lead 13-2 Ducks to nation's No. 3 offensive


ranking (547.0 yards per game) and a No. 4 mark in scoring (45.4) ... Helped offense top 300 rushing yards in Pac-12 Championship win over Arizona and in Rose Bowl (national semifinal) win over Florida State. **2013**—Started at ROT for 11-2 team that finished with Alamo Bowl win over Texas ... Mainstay on offense that led Pac-12 in rushing (273.5), total offense (565.0) and scoring (45.5) ... Won team's "Pancake Award" for takedown blocks for the second straight season. **2012**—Appeared in 13 games (11 starts) as a sophomore for 12-1 team that closed with Fiesta Bowl win over Kansas State ... Key component for an offense that ranked third in nation in rushing (315.2) and second in the nation in scoring (49.5) ... Scored his first and only career TD when he recovered a fumble in the end zone on Sep. 15 vs. Tennessee Tech. **2011**—Appeared in 13 games as a true freshman in a reserve role.

**Jake on Jake:** "It's kind of hard when you're asked to describe yourself, but I'd say I'm quiet when I need to be quiet and loud when I need to be loud. I get the job done. I'm a worker. I think that's what this coaching staff liked. I'm versatile. I can do anything that they want me to do, and I'm a good teammate. I think that's what really matters."

**High school:** Attended Traverse City (Mich.) West High School, where he was a two-way player at TE and DL ... Selected first-team all-state on defense as a senior.

**Personal:** Hometown is Traverse City, Mich. ... Majored in General Social Science at Oregon.





# FLOWERS, MARQUIS

LB #53

**Height:** 6-3  
**Weight:** 250  
**College:** Arizona  
**Experience:** 2nd-year player in 2015

**2014 games-starts:** 16-0  
**Career games-starts:** 16-0  
**Born:** 2-16-92  
**Hometown:** Phoenix, Ariz.  
**Acquired:** D6'14

*Fast, athletic LB prospect played in every game as a rookie in 2014, after being a producer in multiple stat categories at University of Arizona ... Made his first career start, as an injury replacement, at SLB on Dec. 22 vs. Denver ... Began college career as super-size S and switched to LB prior to junior season.*

**Career transactions:** Selected by Cincinnati in sixth round of 2014 NFL Draft (212th overall) ... Signed with Bengals on 5-21-14.

**2014 highlights:** Played Games 1-16, and in Wild Card playoff ... In regular season, had five tackles on defense, three on special teams, a pass defended and a QB hit ... Had five additional tackles on defense in playoff 1-4-15 at Indianapolis, seeing increased action following injury to LB Rey Mauluga ... Saw extensive action on defense on Oct. 19 at Indianapolis, following injury to WLB Vontaze Burfitt, and recorded four tackles ... Recorded a pass defended on Oct. 26 vs. Baltimore, nearly intercepting a Joe Flacco pass, but juggling the ball as he went out of bounds ... Made first career NFL start on Dec. 22 vs. Denver, replacing injured Emmanuel Lamur at SLB, and recorded one tackle on defense

and one on special teams.

**College:** Played four seasons (2010-13) at Arizona, seeing action in 50 games ... Had 35 starts, including every game as a junior and senior ... His busy career stat line includes 272 tackles, 27 tackles-for-loss, 7.5 sacks, five INTs, five forced fumbles, two fumble recoveries and eight passes defended ... Finished second on team in tackles (93) in 2013 as Arizona went 8-5, with Independence Bowl win over Boston College ... Helped lead Wildcats to 8-5 records with bowl wins in each of his last two seasons.

**Personal:** Hometown is Phoenix, Ariz. ... Attended Millennium High School, where he earned Class 5A All-State honors as a two-way senior ... Rushed for 1247 yards and 16 TDs as a senior, while logging 46 tackles and two INTs on defense ... Selected for U.S. Army All-America game following his senior campaign ... Majored at Arizona in social behavior and human understanding ... Has a son (Braylen) and a daughter (Aliannah) ... First name is pronounced "mar-KEECE(rhymes with 'peace')."

## MARQUIS FLOWERS' STATISTICS

YEAR	TEAM	G-S	DEFENSE							INTERCEPTIONS					SCORING				
			ST	AT	TT	SKS-YDS	PD	FF	FR-YDS	NO	YDS	AVG	LG	TD	TD	TD-IntRt	TD-FRRt	S	PTS
2014	Cincinnati	16-0	3	2	5	0-0	1	0	0-0	—	—	—	—	—	—	—	—	—	—
CAREER		16-0	3	2	5	0-0	1	0	0-0	—	—	—	—	—	—	—	—	—	—

YEAR	TEAM	SPECIAL TEAMS									KICKOFF RETURNS						PUNT RETURNS					
		ST	AT	TT	FF	FR-YDS	BP	BFG	BXP	NO	YDS	AVG	FC	LG	TD	NO	YDS	AVG	FC	LG	TD	
2014	Cincinnati	1	2	3	0	0-0	0	0	0	—	—	—	—	—	—	—	—	—	—	—	—	
CAREER		1	2	3	0	0-0	0	0	0	—	—	—	—	—	—	—	—	—	—	—	—	


## POSTSEASON

YEAR	TEAM	G-S	DEFENSE							INTERCEPTIONS					SCORING					
			ST	AT	TT	SKS-YDS	PD	FF	FR-YDS	NO	YDS	AVG	LG	TD	TD	TD-IntRt	TD-FRRt	S	PTS	
2014	Cincinnati	1-0	3	2	5	0-0	0	0	0-0	—	—	—	—	—	—	—	—	—	—	—
CAREER		1-0	3	2	5	0-0	0	0	0-0	—	—	—	—	—	—	—	—	—	—	—

## 2014 REGULAR-SEASON GAME-BY-GAME

DATE	OPPONENT	DEFENSE									INTERCEPTIONS					
		ST	AT	TT	SKS-YDS	INT-YDS	PD	FF	FR-YDS	NO	YDS	AVG	LG	TD		
9-7	at Baltimore	0	0	0	0-0	0-0	0	0	0-0	—	—	—	—	—		
9-14	ATLANTA	0	0	0	0-0	0-0	0	0	0-0	—	—	—	—	—		
9-21	TENNESSEE	0	0	0	0-0	0-0	0	0	0-0	—	—	—	—	—		
9-28	— BYE —															
10-5	at New England	0	0	0	0-0	0-0	0	0	0-0	—	—	—	—	—		
10-12	CAROLINA	0	0	0	0-0	0-0	0	0	0-0	—	—	—	—	—		
10-19	at Indianapolis	2	2	4	0-0	0-0	0	0	0-0	—	—	—	—	—		
10-26	BALTIMORE	0	0	0	0-0	0-0	1	0	0-0	—	—	—	—	—		
11-2	JACKSONVILLE	0	0	0	0-0	0-0	0	0	0-0	—	—	—	—	—		
11-6	CLEVELAND	0	0	0	0-0	0-0	0	0	0-0	—	—	—	—	—		
11-16	at New Orleans	0	0	0	0-0	0-0	0	0	0-0	—	—	—	—	—		
11-23	at Houston	0	0	0	0-0	0-0	0	0	0-0	—	—	—	—	—		
11-30	at Tampa Bay	0	0	0	0-0	0-0	0	0	0-0	—	—	—	—	—		
12-7	PITTSBURGH	0	0	0	0-0	0-0	0	0	0-0	—	—	—	—	—		
12-14	at Cleveland	0	0	0	0-0	0-0	0	0	0-0	—	—	—	—	—		
12-22	DENVER	1	0	1	0-0	0-0	0	0	0-0	—	—	—	—	—		
12-28	at Pittsburgh	0	0	0	0-0	0-0	0	0	0-0	—	—	—	—	—		
TOTALS		3	2	5	0-0	0-0	1	0	0-0	—	—	—	—	—		

DATE	OPPONENT	SPECIAL TEAMS								KICKOFF RETURNS						PUNT RETURNS					
		ST	AT	TT	FF	FR-YDS	BP	BFG	BXP	NO	YDS	AVG	FC	LG	TD	NO	YDS	AVG	FC	LG	TD
9-7	at Baltimore	0	0	0	0	0-0	0	0	0	—	—	—	—	—	—	—	—	—	—	—	—
9-14	ATLANTA	0	0	0	0	0-0	0	0	0	—	—	—	—	—	—	—	—	—	—	—	—
9-21	TENNESSEE	0	0	0	0	0-0	0	0	0	—	—	—	—	—	—	—	—	—	—	—	—
9-28	— BYE —																				
10-5	at New England	0	0	0	0	0-0	0	0	0	—	—	—	—	—	—	—	—	—	—	—	—
10-12	CAROLINA	0	0	0	0	0-0	0	0	0	—	—	—	—	—	—	—	—	—	—	—	—
10-19	at Indianapolis	0	1	1	0	0-0	0	0	0	—	—	—	—	—	—	—	—	—	—	—	—
10-26	BALTIMORE	0	0	0	0	0-0	0	0	0	—	—	—	—	—	—	—	—	—	—	—	—
11-2	JACKSONVILLE	1	0	1	0	0-0	0	0	0	—	—	—	—	—	—	—	—	—	—	—	—
11-6	CLEVELAND	0	0	0	0	0-0	0	0	0	—	—	—	—	—	—	—	—	—	—	—	—
11-16	at New Orleans	0	0	0	0	0-0	0	0	0	—	—	—	—	—	—	—	—	—	—	—	—
11-23	at Houston	0	0	0	0	0-0	0	0	0	—	—	—	—	—	—	—	—	—	—	—	—
11-30	at Tampa Bay	0	0	0	0	0-0	0	0	0	—	—	—	—	—	—	—	—	—	—	—	—
12-7	PITTSBURGH	0	0	0	0	0-0	0	0	0	—	—	—	—	—	—	—	—	—	—	—	—
12-14	at Cleveland	0	0	0	0	0-0	0	0	0	—	—	—	—	—	—	—	—	—	—	—	—
12-22	DENVER	0	1	1	0	0-0	0	0	0	—	—	—	—	—	—	—	—	—	—	—	—
12-28	at Pittsburgh	0	0	0	0	0-0	0	0	0	—	—	—	—	—	—	—	—	—	—	—	—
TOTALS		1	2	3	0	0-0	0	0	0	—	—	—	—	—	—	—	—	—	—	—	—



# FRANCE, DAN

OT #64

**Height:** 6-5  
**Weight:** 305  
**College:** Michigan State  
**Experience:** 1st-year player in 2015

**2014 games-starts:** 0-0  
**Career games-starts:** 0-0  
**Born:** 4-1-91  
**Hometown:** North Royalton, Ohio  
**Acquired:** CFA'14

*France will seek his first game action in 2015 after spending his rookie 2014 season on Bengals practice squad ... Showed versatility over four-year career at Michigan State, playing both tackle and guard ... Started at LOT as a sophomore and junior, and moved to right guard as a senior.*

**Career transactions:** Signed with Cincinnati as college free agent on 5-12-14 ... Contract terminated by Bengals on 8-30-14 ... Signed to Bengals practice squad on 8-31-14 ... Signed to Bengals roster on 1-5-15.

**2014 recap:** Played in all four preseason games ... On practice squad for Games 1-16 and Wild Card playoff.

**College:** Played in 46 games with 37 starts over four seasons (2010-13) at Michigan State, with a redshirt year in 2009 ... Started 24 games at LOT and 13 at RG ... Started 13 games at RG as senior but missed 100th Rose Bowl, against No. 5 Stanford, due to lower-leg injury ... Honorable Mention All-Big Ten selection by coaches and media ... Came to MSU as defensive tackle, but was switched to offensive line prior to sophomore season.

**Personal:** Hometown is North Royalton, Ohio ... Attended North Royalton High School, where he was ranked among nation's top strong-side defensive ends by Rivals.com, and he also played tight end, rated state's best blocker among TEs ... Three year starter for North Royalton basketball team ...

Offseason residence is East Lansing, Mich. ... Earned bachelor's degree from Michigan State in hospitality business ... Academic All-Big Ten selection in 2010 ... Favorite hobby is golf.

*NOTE ABOUT NFL EXPERIENCE: France did not earn an accrued year of experience toward NFL free agency in 2014 because he was not on a 53-player roster, a Reserve/Injured list or a Reserve/Physically Unable to Perform list for the required minimum of six games.*


## DAN FRANCE'S STATISTICS

GAMES-STARTS			
YEAR	TEAM	GAMES	STARTS
2014	Cincinnati.....		*DID NOT PLAY
CAREER		0	0

## POSTSEASON

GAMES-STARTS			
YEAR	TEAM	GAMES	STARTS
2014	Cincinnati.....		*DID NOT PLAY
CAREER		0	0

\* NOTE: France was on the practice squad for 16 regular-season games and one postseason with Cincinnati in 2014.



# GEATHERS, KWAME

DT #76

**Height:** 6-6  
**Weight:** 350  
**College:** Georgia  
**Experience:** 3rd-year player in 2015

**2014 games-starts:** 0-0 (0-0 S.D.; 0-0 Cin.)  
**Career games-starts:** 7-0  
**Born:** 10-4-90  
**Hometown:** Georgetown, S.C.  
**Acquired:** FA'14

*Geathers signed to Bengals practice squad prior to Game 14 of last season and was signed to Cincinnati's 2015 offseason roster following the playoffs ... Played in 2014 preseason with San Diego and spent Weeks 1-13 on Chargers Reserve/Injured list before being waived ... Played for Chargers as a rookie in 2013 ... Is a younger brother of former Bengals DE Robert Geathers.*

**Career transactions:** Signed with San Diego as college free agent on 5-13-13 ... Waived by Chargers on 12-2-14 ... Signed to Cincinnati practice squad on 12-11-14 ... Signed to Bengals roster on 1-5-15.

**2014 recap:** Opened training camp with San Diego and played in three preseason games before suffering knee injury ... Placed Aug. 26 on Chargers' Reserve/Injured list ... Waived after Game 12, following completion of rehab ... Signed to Bengals practice squad prior to Game 14 ... On Bengals practice squad for Games 14-16 and Wild Card playoff.

**2013:** One of two undrafted rookies to make Chargers opening day roster ... On roster all season, playing in Games 1-4, 6-7 and 9 ... Played in Wild Card playoff at Cincinnati on 1-4-15 and active-DNP for Divisional playoff on 1-12-15 at Denver ... Three tackles in regular season, no statistics in Wild Card playoff.

**College:** Played three seasons (2010-12) at Georgia, with a redshirt year in 2009 ... Played in 34 games, logging 61 tackles, 6.5 tackles-for-loss, one sack and 10 QB pressures ... Made Southeastern Conference All-Freshman team in 2010, and named team's Defensive MVP at conclusion of 2011 spring practice.

**All in the family:** Geathers has football in his blood. His uncle, Jumpy Geathers, and his father, Robert Sr., were both talented defensive linemen. Jumpy recorded 62 sacks in a 13-year NFL career (1984-96 with New Orleans, Washington, Atlanta and Denver). Robert Sr. starred at South Carolina State and earned a third-round draft selection by Buffalo in 1981 before being hampered by an injury. Geathers' older brother, Robert, played for the Bengals from 2004-14, and one of his younger brothers, Clifton, played DE in the NFL for Indianapolis in 2012.

**Personal:** Hometown is Georgetown, S.C. ... Attended Carvers Bay High School, where his teams won Lower State championships in his sophomore and junior seasons ... As a Carvers Bay senior, named second-team all-state and SuperPrep All-America ... Threw shot for high school track team ... Made 2009 Athletic Director's Fall Honor Roll at Georgia ... First name is pronounced "kwah-MAY" and last name is pronounced as "gathers."


## KWAME GEATHERS' STATISTICS

YEAR	TEAM	G-S	DEFENSE							INTERCEPTIONS					SCORING				
			ST	AT	TT	SKS-YDS	PD	FF	FR-YDS	NO	YDS	AVG	LG	TD	TD	TD-IntRt	TD-FRRt	S	PTS
2013	San Diego	7-0	2	1	3	0-0	0	0	0-0	—	—	—	—	—	—	—	—	—	—
2014	San Diego	0-0				DID NOT PLAY*				DID NOT PLAY*					DID NOT PLAY*				
	Cincinnati	0-0				DID NOT PLAY*				DID NOT PLAY*					DID NOT PLAY*				
CAREER		7-0	2	1	3	0-0	0	0	0-0	—	—	—	—	—	—	—	—	—	—

## POSTSEASON

YEAR	TEAM	G-S	DEFENSE							INTERCEPTIONS					SCORING				
			ST	AT	TT	SKS-YDS	PD	FF	FR-YDS	NO	YDS	AVG	LG	TD	TD	TD-IntRt	TD-FRRt	S	PTS
2013	San Diego	1-0	0	0	0	0-0	0	0	0-0	—	—	—	—	—	—	—	—	—	—
2014	Cincinnati	0-0				DID NOT PLAY*				DID NOT PLAY*					DID NOT PLAY*				
CAREER		1-0	0	0	0	0-0	0	0	0-0	—	—	—	—	—	—	—	—	—	—

\* NOTE: In 2014, Geathers was on the Reserve/Injured list for 12 regular-season games with San Diego, and he was on the practice squad for three regular-season games and one postseason game with Cincinnati.



# GHEE, BRANDON

CB #22

**Height:** 6-0  
**Weight:** 200  
**College:** Wake Forest  
**Experience:** 6th-year player in 2015

**2014 games-starts:** 6-1  
**Career games-starts:** 29-1  
**Born:** 6-6-87  
**Hometown:** Fayetteville, N.C.  
**Acquired:** FA'15

*A Bengal from 2010-13, Ghee re-signed with Cincinnati on 3-19-15, as a free agent ... Saw action in 2014 for Tennessee ... Previously played in 23 games and two playoff games for Cincinnati ... A player with good natural coverage skills, he was a Bengals third-round draft choice in 2010.*

**Career transactions:** Selected by Cincinnati in third round of 2010 NFL Draft (96th overall) ... Signed with Bengals on 7-23-10 ... Waived by Bengals on 9-3-11 ... Signed to Bengals practice squad on 9-4-11 ... Signed to Bengals roster on 11-14-11 ... Signed with San Diego as unrestricted free agent on 3-15-14 ... Contract terminated by Chargers on 8-26-14 ... Signed with Tennessee as free agent on 10-8-14 ... Waived by Titans on 12-3-14 ... Signed with Cincinnati as free agent on 3-19-15.

**2014:** Played in first three preseason games for San Diego, after signing as an unrestricted free agent, logging three tackles and a pass defended ... Signed with Tennessee after being released by San Diego and played in six games (Games 7-12) prior to release, with one INT and three tackles ... Logged his INT on Nov. 23 at Philadelphia, picking off Mark Sanchez pass in first quarter at Eagles 30, setting up a TD drive.

**Previous seasons:** **2010**—Bengals rookie was inactive for Games 1-2, after suffering hit to the head in preseason on Aug. 28 at Buffalo ... Made NFL debut Oct. 10 vs. Tampa Bay, playing on special teams ... Had a special

teams tackle in each of the six games he played (Games 5-10) ... Sidelined with groin injury on Nov. 21 vs. Buffalo, and placed Dec. 8 on Reserve/Injured list. **2011**—Opened season on Bengals practice squad ... Signed to roster after Game 9 and played in Games 10-16 and Wild Card playoff on special teams. **2012**—Spent season on Bengals Reserve/Injured list, due to wrist injury suffered in practice on Aug. 2. **2013**—Played for Bengals in 10 games (Games 4 and 8-16), with six tackles and five passes defended ... Also played (no statistics) in Wild Card playoff ... Inactive for Games 1-3 due to a concussion, and for Games 5-7 due to thigh injury ... Made season debut on Sept. 29 at Cleveland and had three tackles ... Two tackles and two passes defended Oct. 27 vs. Jets ... One tackle and a pass defended Nov. 17 vs. Cleveland.

**College:** Played three seasons (2007-09) at Wake Forest, appearing in 36 games (34 starts) ... Had only one INT, but contributed 25 passes defended, five forced fumbles, two fumble recoveries, 12.5 tackles-for-loss, two sacks and a blocked punt ... Helped Deacons reach and win two bowl games ... Redshirted in 2005, and did not play in '06 due to eligibility issues.

**Personal:** Hometown is Fayetteville, N.C. ... Attended Jack Britt High School, where he earned all-state honors at CB and all-region mention at WR ... Also lettered in track and field in high school, posting times of 10.5 in 100 meters and 21.47 in 200 meters ... Communications major at Wake Forest ... Last name is pronounced "JEE."

## BRANDON GHEE'S STATISTICS

YEAR	TEAM	G-S	DEFENSE							INTERCEPTIONS					SCORING				
			ST	AT	TT	SKS-YDS	PD	FF	FR-YDS	NO	YDS	AVG	LG	TD	TD	TD-IntRt	TD-FRRt	S	PTS
2010	Cincinnati	6-0	1	0	1	0-0	0	0	0-0	0	0	—	—	0	—	—	—	—	—
2011	Cincinnati	7-0	0	0	0	0-0	0	0	0-0	0	0	—	—	0	—	—	—	—	—
2012	Cincinnati	0-0	DID NOT PLAY*							DID NOT PLAY*					DID NOT PLAY*				
2013	Cincinnati	10-0	4	2	6	0-0	5	0	0-0	0	0	—	—	0	—	—	—	—	—
2014	Tennessee	6-1	3	0	3	0-0	1	0	0-0	1	0	0.0	0	0	—	—	—	—	—
CIN. TOTALS		23-0	5	2	7	0-0	5	0	0-0	—	—	—	—	—	—	—	—	—	—
TENN. TOTALS		6-1	3	0	3	0-0	1	0	0-0	1	0	0.0	0	0	—	—	—	—	—
CAREER		29-1	8	2	10	0-0	6	0	0-0	1	0	0.0	0	0	—	—	—	—	—

YEAR	TEAM	ST	AT	TT	FF	SPECIAL TEAMS				KICKOFF RETURNS					PUNT RETURNS				
						FR-YDS	BP	BFG	BXP	NO	YDS	AVG	FC	LG	TD	NO	YDS	AVG	FC
2010	Cincinnati	5	1	6	0	0-0	0	0	0	0	—	—	—	—	—	—	—	—	—
2011	Cincinnati	1	0	1	0	0-0	0	0	0	—	—	—	—	—	—	—	—	—	—
2013	Cincinnati	1	0	1	0	0-0	0	0	0	—	—	—	—	—	—	—	—	—	—
CAREER		7	1	8	0	0-0	0	0	0	—	—	—	—	—	—	—	—	—	—

## POSTSEASON

YEAR	TEAM	G-S	DEFENSE							INTERCEPTIONS					SCORING				
			ST	AT	TT	SKS-YDS	PD	FF	FR-YDS	NO	YDS	AVG	LG	TD	TD	TD-IntRt	TD-FRRt	S	PTS
2011	Cincinnati	1-0	0	0	0	0-0	0	0	0-0	—	—	—	—	—	—	—	—	—	—
2012	Cincinnati	0-0	DID NOT PLAY*							DID NOT PLAY*					DID NOT PLAY*				
2013	Cincinnati	1-0	0	0	0	0-0	0	0	0-0	—	—	—	—	—	—	—	—	—	—
CAREER		2-0	0	0	0	0-0	0	0	0-0	—	—	—	—	—	—	—	—	—	—

\* NOTE: Ghee was on the Reserve/Injured list for 16 regular-season games and one postseason game with Cincinnati in 2012.



# GILBERRY, WALLACE

DE #95

**Height:** 6-2  
**Weight:** 270  
**College:** Alabama  
**Experience:** 8th-year player in 2015

**2014 games-starts:** 16-16  
**Career games-starts:** 99-21  
**Born:** 12-5-84  
**Hometown:** Bay Minette, Ala.  
**Acquired:** FA'12

*A eighth-year NFL player in 2015, Gilberry played his third Bengals season in '14 and held down starting RDE spot ... Had 1.5 sacks to seal victory on final two defensive plays in season opener Sept. 7 at Baltimore ... Signed with Cincinnati as a free agent two games into 2012, he hit the ground as a playmaker ... Was reserve in line rotation in 2013, but tied for team lead in sacks (7.5) after placing third in 2012 (6.5) ... Played from 2008-11 with Kansas City ... Has career totals of 29.5 sacks, six forced fumbles and five fumble recoveries.*

**Career transactions:** Signed with N.Y. Giants as college free agent on 5-5-08 ... Waived by Giants on 8-30-08 ... Signed to Giants practice squad on 9-1-08 ... Signed with Kansas City on 11-5-08 ... Re-signed with Chiefs as restricted free agent on 7-31-11 ... Signed with Tampa Bay as unrestricted free agent on 6-4-12 ... Released by Buccaneers on 9-14-12 ... Signed with Cincinnati as free agent on 9-18-12 ... Re-signed with Bengals as unrestricted free agent on 3-12-13.

**2014 highlights:** Started at RDE in Games 1-16 and in Wild Card playoff ... Second on line in tackles (48), including four for losses, and had 1.5 sacks, two passes defended, a fumble recovery and 13 QB hits (second on team) ... Tied for line lead with four tackles on Sept. 7 at Baltimore, including 1.5 sacks of Joe Flacco on final two defensive plays, ending Ravens threat for tying TD that had reached Bengals 16-yard line ... Also had a pass defended and two QB hits at Baltimore ... Logged seven tackles on Oct. 5 at New England ... Led line with five tackles and had a QB hit on Oct. 26 vs. Baltimore ... Tied for line lead with four tackles and had a QB hit on Nov. 2 vs. Jacksonville ... On Dec. 14 at Cleveland, logged three tackles, including dropping Browns QB Johnny Manziel for a six-yard loss on a rushing play ... Had two tackles (one for-loss), a pass defended and two QB hits on Dec. 22 vs. Denver ... Had two tackles on Dec. 28 at Pittsburgh, and recovered an aborted Steelers shotgun snap at Steelers 34 late in first quarter, setting up Bengals FG for 10-7 lead ... Two tackles and two QB hits in Wild Card playoff on 1-4-15 at Indianapolis.

**Previous seasons:** **2008**—Originally signed as college free agent with N.Y. Giants, and spent time on Giants practice squad before being signed to Kansas City roster ... Played in five games for Chiefs, inactive for three ... One tackle in NFL debut on Nov. 9 at San Diego. **2009**—Played in every Chiefs game and finished second on team in sacks (4.5) ... Credited with 33 tackles and five QB pressures ... Posted first career sack Sept. 20 vs. Oakland, downing JaMarcus Russell ... Sacked Carson Palmer on Dec. 27 at Bengals. **2010**—Played in every game with two starts as Chiefs won AFC West with 10-6 record,

and posted career-best seven sacks ... Also had 15 QB pressures, two forced fumbles, two fumble recoveries and two passes defended ... Had three sacks of Sam Bradford on Dec. 19 at St. Louis, with three additional QB pressures, and forced a Bradford fumble. **2011**—Played in all 16 games for Kansas City ... Logged 2.5 sacks, two forced fumbles and three passes defended ... On Nov. 21 at New England, had sack-and-strip against Tom Brady, with Chiefs recovering fumble at their 27. **2012**—Signed with Tampa Bay as unrestricted free agent ... Played in all four preseason games for Bucs, inactive for season opener, and released prior to Game 2 ... Signed as free agent with Bengals prior to Game 3 and played in all 14 games after joining the team ... Totaled 34 tackles, 6.5 sacks (third on team), a forced fumble and three fumble recoveries (tied for team lead) ... Logged his first Bengals sack Oct. 14 at Cleveland, nine-yarder against Brandon Weeden ... On Oct. 21 vs. Pittsburgh, recovered Ben Roethlisberger fumble in the second quarter, leading to Bengals TD ... Had a sack-and-strip on Nov. 11 vs. N.Y. Giants against Eli Manning in fourth quarter, recovering the fumble himself at Giants 41 ... On Dec. 13 at Philadelphia, recovered a Nick Foles fumble in third quarter and returned 25 yards for a TD, extending Bengals lead to 24-13 ... Four tackles Dec. 30 vs. Baltimore, including 10-yard sack of Tyrod Taylor ... Two tackles in Wild Card playoff on 1-5-13 at Houston. **2013**—Played for Bengals in Games 1-16 (two starts), with 36 tackles, 7.5 sacks (tied for team lead), a forced fumble, three passes defended and 17 QB pressures (third on team) ... Key performer in win Oct. 6 vs. New England, starting at RDE in place of injured Michael Johnson and recording 1.5 sacks among his five tackles, with a forced fumble and four QB pressures ... Logged five tackles, a seven-yard sack of Thad Lewis and a pass defended on Oct. 13 at Buffalo ... Had four tackles, including an 11-yard sack of Jason Campbell, on Nov. 17 vs. Cleveland, and had three additional QB pressures ... Started at LDE on Dec. 1 at San Diego and had three tackles, a nine-yard sack of Philip Rivers, a pass defended and one QB pressure ... Four tackles, including a seven-yard sack of Ben Roethlisberger, on Dec. 15 at Pittsburgh ... Five tackles in Wild Card playoff on 1-5-14 vs. San Diego.

**College:** Played four seasons (2004-07) at Alabama, with a redshirt year in 2003 ... Totaled 50 games with 38 starts, logging 188 tackles, 22.5 sacks and 38 QB pressures ... His 60.5 tackles-for-loss was second-most in school history, behind only future NFL Hall of Famer Derrick Thomas (74).

**Personal:** Hometown is Bay Minette, Ala. ... Attended Baldwin County High School ... Earned degree from Alabama in telecommunications ... Has a son, Brady ... Enjoys restoring old cars and playing with remote control cars.


## WALLACE GILBERRY'S STATISTICS

YEAR	TEAM	G-S	DEFENSE						INTERCEPTIONS					SCORING						
			ST	AT	TT	SKS-YDS	PD	FF	FR-YDS	NO	YDS	AVG	LG	TD	TD	TD-IntRt	TD-FRRt	S	PTS	
2008	Kansas City	5-0	2	0	2	0-0	0	0	0-0	—	—	—	—	—	0	0	0	0	0	
2009	Kansas City	16-0	27	6	33	4.5-32.5	0	0	0-0	—	—	—	—	—	0	0	0	0	0	
2010	Kansas City	16-2	18	4	22	7-50	2	2	2-0	—	—	—	—	—	0	0	0	0	0	
2011	Kansas City	16-1	6	2	8	2.5-7.5	3	2	0-0	—	—	—	—	—	0	0	0	0	0	
2012	Tampa Bay	0-0	DID NOT PLAY*						DID NOT PLAY*					DID NOT PLAY*						
	Cincinnati	14-0	14	20	34	6.5-48	0	1	3-31	—	—	—	—	—	0	0	1	0	6	
2013	Cincinnati	16-2	20	16	36	7.5-56.5	3	1	0-0	—	—	—	—	—	0	0	0	0	0	
2014	Cincinnati	16-16	19	29	48	1.5-8.5	2	0	1-0	—	—	—	—	—	0	0	0	0	0	
K.C. TOTALS		53-3	53	12	65	14-90	5	4	2-0	—	—	—	—	—	0	0	0	0	0	
T.B. TOTALS		0-0	0	0	0	0-0	0	0	0-0	—	—	—	—	—	0	0	0	0	0	
CIN. TOTALS		46-18	53	65	118	15.5-113	5	2	4-31	—	—	—	—	—	0	0	1	0	6	
CAREER		99-21	106	77	183	29.5-203	10	6	6-31	—	—	—	—	—	0	0	1	0	6	
YEAR	TEAM	SPECIAL TEAMS								KICKOFF RETURNS					PUNT RETURNS					
		ST	AT	TT	FF	FR-YDS	BP	BFG	BXP	NO	YDS	AVG	FC	LG	TD	NO	YDS	AVG	FC	LG
2008	Kansas City	0	1	1	0	0-0	0	0	0	—	—	—	—	—	—	—	—	—	—	—
2009	Kansas City	1	0	1	0	0-0	0	0	0	—	—	—	—	—	—	—	—	—	—	—
CAREER		1	1	2	0	0-0	0	0	0	—	—	—	—	—	—	—	—	—	—	—

POSTSEASON																		
YEAR	TEAM	G-S	DEFENSE						INTERCEPTIONS					SCORING				
			ST	AT	TT	SKS-YDS	PD	FF	FR-YDS	NO	YDS	AVG	LG	TD	TD	TD-IntRt	TD-FRRt	S
2010	Kansas City	1-0	0	0	0	0-0	0	0	0-0	—	—	—	—	—	—	—	—	—
2012	Cincinnati	1-0	2	0	2	0-0	0	0	0-0	—	—	—	—	—	—	—	—	—
2013	Cincinnati	1-0	3	2	5	0-0	0	0	0-0	—	—	—	—	—	—	—	—	—
2014	Cincinnati	1-1	0	2	2	0-0	0	0	0-0	—	—	—	—	—	—	—	—	—
K.C. TOTALS		1-0	0	0	0	0-0	0	0	0-0	—	—	—	—	—	—	—	—	—
CIN. TOTALS		3-1	5	4	9	0-0	0	0	0-0	—	—	—	—	—	—	—	—	—
CAREER		4-1	5	4	9	0-0	0	0	0-0	—	—	—	—	—	—	—	—	—

\* NOTE: Gilberry was inactive for one regular-season game with Tampa Bay in 2012.

2014 REGULAR-SEASON GAME-BY-GAME																
DATE	OPPONENT	ST	AT	TT	DEFENSE						INTERCEPTIONS					
					SKS-YDS	INT-YDS	PD	FF	FR-YDS	NO	YDS	AVG	LG	TD		
9-7	at Baltimore	3	1	4	1.5-8.5	0-0	1	0	0-0	—	—	—	—	—	—	—
9-14	ATLANTA	3	0	3	0-0	0-0	0	0	0-0	—	—	—	—	—	—	—
9-21	TENNESSEE	0	2	2	0-0	0-0	0	0	0-0	—	—	—	—	—	—	—
9-28	— BYE —															
10-5	at New England	3	4	7	0-0	0-0	0	0	0-0	—	—	—	—	—	—	—
10-12	CAROLINA	1	2	3	0-0	0-0	0	0	0-0	—	—	—	—	—	—	—
10-19	at Indianapolis	0	3	3	0-0	0-0	0	0	0-0	—	—	—	—	—	—	—
10-26	BALTIMORE	0	5	5	0-0	0-0	0	0	0-0	—	—	—	—	—	—	—
11-2	JACKSONVILLE	2	2	4	0-0	0-0	0	0	0-0	—	—	—	—	—	—	—
11-6	CLEVELAND	1	2	3	0-0	0-0	0	0	0-0	—	—	—	—	—	—	—
11-16	at New Orleans	1	2	3	0-0	0-0	0	0	0-0	—	—	—	—	—	—	—
11-23	at Houston	0	2	2	0-0	0-0	0	0	0-0	—	—	—	—	—	—	—
11-30	at Tampa Bay	0	0	0	0-0	0-0	0	0	0-0	—	—	—	—	—	—	—
12-7	PITTSBURGH	0	2	2	0-0	0-0	0	0	0-0	—	—	—	—	—	—	—
12-14	at Cleveland	2	1	3	0-0	0-0	0	0	0-0	—	—	—	—	—	—	—
12-22	DENVER	2	0	2	0-0	0-0	1	0	0-0	—	—	—	—	—	—	—
12-28	at Pittsburgh	1	1	2	0-0	0-0	0	0	1-0	—	—	—	—	—	—	—
TOTALS		19	29	48	1.5-8.5	0-0	2	0	1-0	—	—	—	—	—	—	—



**GREEN, A.J.**

**WR #18**

**Height:** 6-4  
**Weight:** 207  
**College:** Georgia  
**Experience:** 5th-year player in 2015

**2014 games-starts:** 13-13  
**Career games-starts:** 60-60  
**Born:** 7-31-88  
**Hometown:** Summerville, S.C.  
**Acquired:** D1'11

*A fifth-year NFL player, Cincinnati's top 2011 draft pick is recognized among NFL's elite WRs, selected to Pro Bowl in each of his four seasons played ... But 2014 was his toughest campaign with regard to injuries ... Turf toe caused him to see only brief action in Game 2, miss Games 5-7 and play only sparingly in Game 8 ... He also was limited in Game 15 vs. Denver after suffering an upper-arm bruise, and he suffered a concussion late in fourth quarter in season finale at Pittsburgh, rendering him inactive for Wild Card playoff ... Despite missed time, still led team in receptions (69), receiving yards (1041) and receiving TDs (six) ... Had five 100-yard games, including career-high 224 Dec. 7 vs. Pittsburgh, which stands as second-highest single-game total in franchise history ... Had 77-yard game-winning TD catch in fourth quarter of opener, Sept. 7 at Baltimore ... Career-high 12 catches Nov. 23 at Houston ... Has topped 1000-yard mark in each of his first four seasons, first Bengal to accomplish that.*

**Career transactions:** Selected by Cincinnati in first round of 2011 NFL Draft (fourth overall) ... Signed with Bengals on 7-28-11 ... Bengals exercised the option to extend contract by one year through 2015 on 4-21-14.

**Pro Bowl participation:** Selected to and has played in four games ... Played for Team Carter in 2014 season contest (no receptions) ... Started for Team Sanders in 2013 season game and had a seven-yard reception ... Voted as a starter for 2012 season game and scored three TDs (one from Peyton Manning and two from Andrew Luck), becoming the seventh player in game history with three or more scores ... Led all receivers in '12 game in yards (119) and led AFC in catches (seven) ... In 2011 season, had two catches for 42 yards, including 34-yard TD from Ben Roethlisberger ... In '11 he was first rookie WR voted to Pro Bowl since '03 season, when Arizona's Anquan Boldin earned honor, and was first Bengals rookie at any position to make the game in more than 30 years, since WR Cris Collinsworth in 1981.

**2014 highlights:** Started at WR in 13 games (Games 1-4 and 8-16), and inactive for Games 5-7 (turf toe) and for Wild Card playoff (concussion) ... On Sept. 7 at Baltimore, led all receivers with 131 yards, on six catches, including a game-deciding 77-yard TD catch in fourth quarter, pushing Bengals from 16-15 deficit to 23-16 win ... On the score at Baltimore, made a juggling, on-the-run catch of a ball tipped by Ravens, then made a sharp move to elude defenders for run to the end zone ... Left Sept. 14 game vs. Atlanta with aggravation of turf toe in first quarter ... Caught six-for-102 on Sept. 21 vs. Tennessee, and also forced a 29-yard pass interference call against Titans ... Led team with 81 receiving yards (on five catches) Oct. 5 at New England, with a 17-yard TD ... Returned to starting lineup after turf toe rehab on Nov. 2 vs. Jacksonville, seeing limited action, and caught three-for-44, with an 18-yard TD in fourth quarter ... Caught six-for-127 on Nov. 16 at New Orleans, with a 24-yard TD that iced victory in fourth quarter ... Career-high 12 catches, for 121 yards, on Nov. 23 at Houston, with four of his catches converting third downs ... On Nov. 30 at Tampa Bay, his 13-yard TD in third quarter gave Bengals a 14-13 lead which they would not relinquish ... Had 11 catches for a career-high 224 receiving yards on Dec. 7 vs. Pittsburgh, with an 81-yard TD at end of third quarter, longest reception for a Bengal on the season ... Suffered an upper arm bruise early in first quarter on Dec. 22 vs. Denver, and though not completely sidelined, he played on only 40 of snaps and was targeted only four times, with no receptions ... Led team with eight catches and 82 yards on Dec. 28 at Pittsburgh, but suffered a concussion and lost a fumble late in fourth quarter.

**Third and fourth all-time:** Green is the only player to rank among the NFL's top four in both catches and receiving yards for a player's first four seasons. He has 329 catches, ranked third, and his 4874 yards rank fourth. Green entered 2014 ranked first in NFL history for receptions in a player's first three seasons, and his yardage total was second-most for an initial three campaigns. But injuries in '14 limited him to significantly lower totals than he posted in '12 and '13. Even so, his 329 catches in seasons 1-4 trails only Anquan Boldin (342) and Larry Fitzgerald (330). In yards for four seasons, his 4874 trails only Randy Moss (5396), Torry Holt (5088) and Jerry Rice (4881).

**20 and counting:** Green has 20 games of 100 or more receiving yards over his four Bengals seasons. He's tied with Isaac Curtis (played 12 seasons) for second place in the category. The franchise leader is Chad Johnson at 31. But Johnson played 10 seasons, more than twice as many as Green to date. Green has played 60 career games and has averaged triple figures once in every 3.0 contests.

**More records and such:** Green topped 100-yard receiving mark in Games 6-10 of 2013, becoming first Bengal to log five straight ... Had six 100-yard receiving games overall in '13, re-setting club record he had shared ... In 2012, Green became the first player in NFL history to hit the benchmark trifecta of 100 receptions, 1500 receiving yards and 10 TDs in his first 20 NFL games ... In 2013, in his 38th career game, he passed the round numbers of 200 catches, 3000 yards and 20 TDs, joining Hall of Famer Tom Fears as the only players to hit all three marks in their first 38 games. Green's 38-game totals were 205 catches, 3026 yards and 23 TDs. Fears' 38-game totals were 224 catches, 3034 yards and 20 TDs ... Green's 10 receptions from Andy Dalton on 9-18-11 at Denver stand as only time in NFL history for a rookie QB-WR duo to record 10 completions in a game ... In '12, he had at least one TD in nine straight games (Games 2-10), a Bengals record

**Previous seasons: 2011—**Led Bengals, and all NFL rookies, in receptions (65) and receiving yards (1057) ... Led Bengals in TDs (seven), and second among rookies in receiving TDs ... Set Bengals rookie record for most receiving yards, passing Cris Collinsworth's record of 1009, and fell two short of Collinsworth's rookie receptions record of 67 ... Had 11 receptions of 35 or more yards, tied with Calvin Johnson of Detroit and Victor Cruz of the N.Y. Giants for most in the NFL, and his total was the most by an NFL rookie since 1998 ... In his pro debut on Sept. 11 at Cleveland, Green put Bengals ahead to stay in fourth quarter with 41-yard TD catch from Bruce Gradkowski, a play certified as longest game-winning TD catch in NFL history by a rookie playing in his team's season opener ... Three-for-110 receiving on Nov. 27 vs. Cleveland, including a 51-yarder to the Cleveland two on a third-and-eight late in the fourth quarter, setting up Mike Nugent's game-winning FG ... Caught five-for-47 in Wild Card playoff on 1-7-12 at Houston. **2012—**Started all 16 games and led team in receptions (97), receiving yards (1350) and TDs (11) ... Was top AFC vote-getter at WR on prestigious Associated Press All-Pro team, earning a second-team berth as his vote total trailed only two NFC players — Detroit's Calvin Johnson and Chicago's Brandon Marshall ... Had at least one TD catch in Bengals-record nine straight games (Games 2-10), and in the receiving TDs category, he became only the second player in 48 seasons to score in nine straight games, joining Jerry Rice (NFL-record 10 straight in 1987) ... Named AFC Offensive Player of the Month for September, when in four games he led conference in receptions (27), was second in receiving yards (428) and was tied for most receiving TDs (three) ... Caught nine passes for a career-high 183 yards on Sept. 23 at Washington, including career-long 73-yarder for TD on game's first scrimmage play, pass thrown out of Wildcat formation by WR Mohamed Sanu ... Logged his first multiple-TD game on Oct. 14 at Cleveland, scoring twice while catching seven-for-135 ... Had season-high 10 catches for 116 yards on Dec. 23 at Pittsburgh, including 21-yarder to Steelers' 25 with :08 remaining, setting up game-winning FG ... Led team in receptions (five) and receiving yards (80) in Wild Card playoff on 1-5-13 at Houston. **2013—**Started Games 1-16 and Wild Card playoff ... Ranked fifth in NFL in receiving yards (1426) and sixth in receptions (98) ... Second-team selection on Associated Press All-Pro team ... His team-leading 1426 receiving yards also led Bengals in scrimmage yards, and he scored 11 TDs for second straight year, leading team for second straight year ... His 1426 receiving yards total ranks second in Bengals annals, behind only Chad Johnson's 1440 in 2007 ... On Sept. 8 at Chicago, caught nine-for-162, most receiving yards by a Bengal in a season opener, and he had TDs of two and 45 yards ... Caught six-for-103 with a TD (18 yards) Oct. 13 at Buffalo, including 54-yard gain on a WR screen ... Caught six-for-155 on Oct. 20 at Detroit, including 82-yard TD (longest gain of his of career) on game's opening drive ... Caught three-for-115, including a pair of 53-yard receptions, on Oct. 27



(A.J. Green, continued)

vs. Jets ... Caught 11-for-128 on Oct. 31 at Miami ... Caught eight-for-151 and a TD Nov. 10 at Baltimore, his TD coming via 51-yard Hail Mary as time expired in fourth quarter, sending game to OT ... Caught seven-for-97 with two TDs Dec. 22 vs. Minnesota, with 29-yard score in first quarter and two-yarder in third quarter on one-handed catch ... Caught four-for-61 with a 53-yard TD Dec. 29 vs. Baltimore ... Caught three-for-34 in Wild Card playoff 1-5-14 vs. San Diego.

College: Played three seasons (2008-10) at Georgia, and was a consensus choice after his junior season as nation's top WR prospect ... In just 32 career games, he posted the third-most receptions (166) and third-most receiving yards (2619) in Bulldogs history ... His 23 TD catches ranked second in

program annals ... Named to Georgia's Team of the Decade ... Playing in only nine games as a junior, he led team with 57 catches, 848 receiving yards and career-best nine TDs ... Played 10 games a sophomore and led team in catches (53), receiving yards (808) and receiving TDs (six) ... In 2008, his career-best 963 receiving yards helped earn him SEC Freshman of the Year honors, and on special teams, he blocked a FG attempt vs. Arizona State.

Personal: Hometown is Summerville, S.C. ... Attended Summerville High School, where he was a four-time all-state selection by Associated Press ... Was the only prep junior named to USA Today's 2006 All-USA team ... Also lettered in baseball and track ... Housing major at Georgia, and earned spot on Athletic Director's academic honor roll ... His initials stand for "Adriel Jeremiah" ... Enjoys playing pool.

### A.J. GREEN'S STATISTICS

YEAR	TEAM	G-S	RECEIVING					RUSHING					SCORING					
			NO	YDS	AVG	LG	TD	ATT	YDS	AVG	LG	TD	TD	TD-R	TD-P	TD-Rt	2-PTC	PTS
2011	Cincinnati	15-15	65	1057	16.3	58	7	5	53	10.6	22	0	7	0	7	0	0	42
2012	Cincinnati	16-16	97	1350	13.9	73t	11	4	38	9.5	20	0	11	0	11	0	0	66
2013	Cincinnati	16-16	98	1426	14.6	82t	11	0	0	—	—	0	11	0	11	0	0	66
2014	Cincinnati	13-13	69	1041	15.1	81t	6	2	2	1.0	5	0	6	0	6	0	0	36

CAREER 60-60 329 4874 14.8 82t 35 11 93 8.5 22 0 35 0 35 0 0 210  
 RECEIVING SINGLE-GAME HIGHS: RECEPTIONS—12 (11-23-14 at Houston). YARDS—224 (12-7-14 vs. Pittsburgh). LONG—82t (10-20-13 at Detroit). TOUCHDOWNS—2 (three times; most recently on 12-22-13 vs. Minnesota).  
 RUSHING SINGLE-GAME HIGHS: ATTEMPTS—2 (two times; most recently on 11-25-12 vs. Oakland). YARDS—25 (12-24-11 vs. Arizona). LONG—22 (12-24-11 vs. Arizona). TOUCHDOWNS—(none).

### POSTSEASON

YEAR	TEAM	G-S	RECEIVING					RUSHING					SCORING					
			NO	YDS	AVG	LG	TD	ATT	YDS	AVG	LG	TD	TD	TD-R	TD-P	TD-Rt	2-PTC	PTS
2011	Cincinnati	1-1	5	47	9.4	21	0	—	—	—	—	—	—	—	—	—	—	—
2012	Cincinnati	1-1	5	80	16.0	45	0	—	—	—	—	—	—	—	—	—	—	—
2013	Cincinnati	1-1	3	34	11.3	14	0	—	—	—	—	—	—	—	—	—	—	—
2014	Cincinnati	0-0	DID NOT PLAY*					DID NOT PLAY*					DID NOT PLAY*					
CAREER		3-3	13	161	12.4	45	0	—	—	—	—	—	—	—	—	—	—	—

\* NOTE: Green was inactive for one postseason game with Cincinnati in 2014.

### CAREER GAME-BY-GAME

DATE	OPPONENT	RECEIVING					RUSHING				
		NO	YDS	AVG	LG	TD	ATT	YDS	AVG	LG	TD
<b>2011 / CINCINNATI</b>											
9-11	at Cleveland	1	41	41.0	41t	1	0	0	—	—	0
9-18	at Denver	10	124	12.4	26	1	0	0	—	—	0
9-25	SAN FRANCISCO	4	29	7.3	18	0	0	0	—	—	0
10-2	BUFFALO	4	118	29.5	58	0	1	6	6.0	6	0
10-9	at Jacksonville	5	90	18.0	37t	1	0	0	—	—	0
10-16	INDIANAPOLIS	5	51	10.2	22	1	0	0	—	—	0
10-23	— BYE —										
10-30	at Seattle	4	63	15.8	43t	1	0	0	—	—	0
11-6	at Tennessee	7	83	11.9	23	0	0	0	—	—	0
11-13	PITTSBURGH	1	36	36.0	36t	1	1	7	7.0	7	0
11-20	at Baltimore			INACTIVE					INACTIVE		
11-27	CLEVELAND	3	110	36.7	51	0	0	0	—	—	0
12-4	at Pittsburgh	6	87	14.5	43	1	1	15	15.0	15	0
12-11	HOUSTON	5	59	11.8	36	0	0	0	—	—	0
12-18	at St. Louis	6	115	19.2	55	0	0	0	—	—	0
12-24	ARIZONA	2	25	12.5	17	0	2	25	12.5	22	0
1-1	BALTIMORE	2	26	13.0	18	0	0	0	—	—	0
<b>Postseason</b>											
1-7	at Houston	5	47	9.4	21	0	0	0	—	—	0
<b>2012 / CINCINNATI</b>											
9-10	at Baltimore	5	70	14.0	19	0	0	0	—	—	0
9-16	CLEVELAND	7	58	8.3	12	1	0	0	—	—	0
9-23	at Washington	9	183	20.3	73t	1	1	11	11.0	11	0
9-30	at Jacksonville	6	117	19.5	42	1	0	0	—	—	0
10-7	MIAMI	9	65	7.2	18	1	0	0	—	—	0
10-14	at Cleveland	7	135	19.3	57t	2	0	0	—	—	0
10-21	PITTSBURGH	1	8	8.0	8t	1	0	0	—	—	0
10-28	— BYE —										
11-4	DENVER	7	99	14.1	37	1	1	6	6.0	6	0
11-11	N.Y. GIANTS	7	85	12.1	56t	1	0	0	—	—	0
11-18	at Kansas City	6	91	15.2	40	1	0	0	—	—	0
11-25	OAKLAND	3	111	37.0	48	0	2	21	10.5	20	0
12-2	at San Diego	9	85	9.4	16	0	0	0	—	—	0
12-9	DALLAS	3	44	14.7	17	0	0	0	—	—	0
12-13	at Philadelphia	6	57	9.5	13	1	0	0	—	—	0
12-23	at Pittsburgh	10	116	11.6	21	0	0	0	—	—	0
12-30	BALTIMORE	2	26	13.0	17	0	0	0	—	—	0
<b>Postseason</b>											
1-5	at Houston	5	80	16.0	45	0	0	0	—	—	0

DATE	OPPONENT	RECEIVING					RUSHING				
		NO	YDS	AVG	LG	TD	ATT	YDS	AVG	LG	TD
<b>2013 / CINCINNATI</b>											
9-8	at Chicago	9	162	18.0	45t	2	—	—	—	—	—
9-16	PITTSBURGH	6	41	6.8	10	0	—	—	—	—	—
9-22	GREEN BAY	4	46	11.5	20t	1	—	—	—	—	—
9-29	at Cleveland	7	51	7.3	16	0	—	—	—	—	—
10-6	NEW ENGLAND	5	61	12.2	18	0	—	—	—	—	—
10-13	at Buffalo	6	103	17.2	54	1	—	—	—	—	—
10-20	at Detroit	6	155	25.8	82t	1	—	—	—	—	—
10-27	N.Y. JETS	3	115	38.3	53	0	—	—	—	—	—
10-31	at Miami	11	128	11.6	21	0	—	—	—	—	—
11-10	at Baltimore	8	151	18.9	51t	1	—	—	—	—	—
11-17	CLEVELAND	2	7	3.5	4	0	—	—	—	—	—
11-24	— BYE —										
12-1	at San Diego	5	83	16.6	28	1	—	—	—	—	—
12-8	INDIANAPOLIS	6	72	12.0	22	1	—	—	—	—	—
12-15	at Pittsburgh	9	93	10.3	19	0	—	—	—	—	—
12-22	MINNESOTA	7	97	13.9	29t	2	—	—	—	—	—
12-29	BALTIMORE	4	61	15.3	53t	1	—	—	—	—	—
<b>Postseason</b>											
1-5	SAN DIEGO	3	34	11.3	14	0	—	—	—	—	—
<b>2014 / CINCINNATI</b>											
9-7	at Baltimore	6	131	21.8	77t	1	1	5	5.0	5	0
9-14	ATLANTA	0	0	—	—	0	0	0	—	—	0
9-21	TENNESSEE	6	102	17.0	29	0	0	0	—	—	0
9-28	— BYE —										
10-5	at New England	5	81	16.2	35	1	0	0	—	—	0
10-12	CAROLINA			INACTIVE					INACTIVE		
10-19	at Indianapolis			INACTIVE					INACTIVE		
10-26	BALTIMORE			INACTIVE					INACTIVE		
11-2	JACKSONVILLE	3	44	14.7	18t	1	1	-3	-3.0	-3	0
11-6	CLEVELAND	3	23	7.7	11	0	0	0	—	—	0
11-16	at New Orleans	6	127	21.2	38	1	0	0	—	—	0
11-23	at Houston	12	121	10.1	20	0	0	0	—	—	0
11-30	at Tampa Bay	4	57	14.3	20	1	0	0	—	—	0
12-7	PITTSBURGH	11	224	20.4	81t	1	0	0	—	—	0
12-14	at Cleveland	5	49	9.8	13	0	0	0	—	—	0
12-22	DENVER	0	0	—	—	0	0	0	—	—	0
12-28	at Pittsburgh	8	82	10.3	17	0	0	0	—	—	0
<b>Postseason</b>											
1-4	at Indianapolis			INACTIVE					INACTIVE		



## HALL, LEON

CB #29

Height: 5-11

Weight: 195

College: Michigan

Experience: 9th-year player in 2015

2014 games-starts: 15-15

Career games-starts: 107-101

Born: 12-9-84

Hometown: Vista, Calif.

Acquired: D1'07

*First-round pick from 2007 draft returned to his starting RCB role in '14, after a '13 season in which he started strong but missed the last nine games due to right Achilles tear ... Already known for an exceptional work ethic in rehab, he was ready to practice at beginning of '14 training camp and went on to start and play 15 games, plus the Wild Card playoff ... Had suffered a left Achilles tear in 2011, and stands as a rare example of player making a full comeback from tears on both sides ... Has 107 career Bengals played and 101 starts, plus three more starts in postseason play ... Has 24 career INTs, fifth in Bengals history and one short of fourth-place Lemar Parrish ... 119 career passes defended ... Made key plays in late season in 2012 drive to playoffs, and in the playoff game.*

**Career transactions:** Selected by Cincinnati in first round of 2007 NFL Draft (18th overall) ... Signed with Bengals on 7-28-07 ... Signed contract extension with Bengals on 9-2-11.

**2014 highlights:** Started at RCB for Games 1-8 and 10-16, and inactive for Game 9 (concussion) ... Also started Wild Card playoff ... In regular season, logged 67 tackles (two for-loss), an INT, eight passes defended and one QB hit ... Six tackles Sept. 14 vs. Atlanta, and his two passes defended included INT of Matt Ryan pass deflected by LB Vontaze Burfict at Falcons 40 in the third quarter, setting up TD drive for a 24-3 lead ... Four tackles and a pass defended on Oct. 19 at Indianapolis, before leaving game with lower back strain ... Tied for team lead with seven tackles on Oct. 26 vs. Baltimore ... Returned from game missed due to concussion on Nov. 16 at New Orleans and logged five tackles ... Tied for secondary lead with four tackles, and also recorded a pass defended, on Nov. 23 at Houston ... Six tackles and a pass defended on Dec. 7 vs. Pittsburgh ... Three tackles and a QB hit on Dec. 22 vs. Denver ... Had six tackles (one for-loss) and a pass defended on Dec. 28 at Pittsburgh ... Two tackles and a pass defended in Wild Card playoff on 1-4-15 at Indianapolis.

**Joining a small club:** Hall is one of only two Bengals players to score a defensive TD in postseason. In the 2012 season Wild Card playoff at Houston, his 21-yard INT return for a TD against Matt Schaub gave the Bengals a 7-6 lead before Houston came back to win 19-13. The only other Bengals defender to score a TD in postseason was S Neal Craig, whose 45-yard INT at Miami in a 1973 season Divisional game was the first TD of any kind in Bengals postseason history.

**More from previous seasons:** **2007**—Played in every Bengals game as a rookie, with 10 starts, and led team with five INTs, tying Bengals rookie record set previously by S Tommy Casanova, CB Ray Horton and LB Odell Thurman ... Also tied for NFL's '07 rookie lead in INTs ... Ranked fourth on Bengals in tackles (career-best 85), leading secondary ... Started in NFL debut Sept. 10 vs. Baltimore, subbing for injured RCB Johnathan Joseph, and had five tackles and two passes defended ... Snagged first NFL INT on Sept. 23 at Seattle, against Matt Hasselbeck ... On Nov. 11 at Baltimore, intercepted a deflected Steve McNair pass in end zone just before halftime, preserving 6-0 lead in eventual Bengals win. **2008**—Posted team-best totals of 26 passes defended and three INTs ... Led DBs in tackles (84) for the second straight year ... Named AFC Defensive Player of the Week for performance Dec. 21 at Cleveland, when he made all three of his INTs, tying Bengals game record, and scored on a 50-yard return ... His TD return at Cleveland gave Bengals a 7-0 lead on a cold, blustery day when offensive scores were tough to come by (Bengals won 14-0). **2009**—Tied for team lead with career-high six INTs, tied for second in AFC, as Bengals won AFC North title ... Led team in passes defended (career-high 27) ... Two forced fumbles ... Had the most special teams tackles (seven) of any regular starter ... On Oct. 4 at Cleveland, forced a Jerome Harrison fumble that teammate Robert Geathers returned 75 yards for a TD ... On Oct. 11 at Baltimore, intercepted a Joe Flacco pass at Bengals' 17 with four seconds left to end Ravens' last comeback bid ... On Oct. 25 vs. Chicago, had two INTs (48 yards in returns) ... Seven tackles and an end-zone pass defended in key win Nov. 15 at Pittsburgh, when Steelers were held to three-for-15 on

third-down conversions ... On Dec. 13 at Minnesota, intercepted a Brett Favre pass ... Logged his sixth INT on Dec. 27 vs. Kansas City, with leaping grab at Bengals' 19 to kill Chiefs' last offensive threat as Bengals clinched division title ... Posted seven tackles in Wild Card playoff on 1-9-10 vs. N.Y. Jets. **2010**—On Sept. 19 vs. Baltimore, intercepted a Joe Flacco pass in third quarter, with 22-yard return ... Recorded INT in second straight game on Sept. 26 at Carolina, picking off Jimmy Clausen at Bengals five to thwart Carolina scoring threat ... Recorded an INT in his third straight game Oct. 3 at Cleveland, intercepting Seneca Wallace in second quarter at Cleveland 37 ... Six tackles, four passes defended (Bengals game-high for the season) and an INT Oct. 24 at Atlanta ... Four tackles Nov. 8 vs. Pittsburgh, and had two forced fumbles, including FF from Hines Ward at Pittsburgh 39 in second quarter, recovered by Bengals and leading to TD drive. **2011**—Ended season with 38 tackles and fumble recovery, and despite missing final seven games, still ranked tied for second on team in both INTs (two) and passes defended (10) ... Missed Games 10-16 due to left Achilles tear suffered Dec. 13 vs. Pittsburgh ... Injury brought end to streaks of 74 consecutive games played (including postseason) and 66 starts, which both had been current team bests ... Fourth-quarter INT helped seal Bengals win Oct. 16 vs. Indianapolis ... One INT, one tackle and two passes defended Nov. 13 vs. Pittsburgh before leaving in second quarter with Achilles injury. **2012**—Started 14 games at RCB (Games 1-2 and 5-16) ... Inactive for Games 3-4, due to a calf strain suffered Sept. 16 vs. Cleveland ... Kept improving as he distanced himself from 2011 Achilles injury and made big plays down the stretch ... His INT turned momentum in Week 14 win at Philadelphia, as his 44-yard return of a Nick Foles pass set up go-ahead TD in third quarter ... His 17-yard pick-six off Ben Roethlisberger in Week 15 at Pittsburgh was Bengals' only TD in playoff-clinching 13-10 win, giving Cincinnati 7-0 lead in first quarter ... In Wild Card playoff on 1-5-13 at Houston, scored on 21-yard INT return of Matt Schaub pass to give Bengals 7-6 lead in second quarter ... Also at Houston, posted 13 tackles. **2013**—Started five games (Games 1-3 and 6-7) at RCB ... Inactive for Games 4-5, due to hamstring strain suffered Sept. 22 vs. Green Bay ... Suffered Achilles injury in first quarter of Game 7, Oct. 20 at Detroit, and placed on Reserve/Injured list prior to Game 8 ... Closed his season with 20 tackles, one INT and seven passes defended ... Was tied for team lead in passes defended through the six games he fully played ... On Sept. 8 at Chicago, logged a secondary-high seven tackles and two passes defended ... Intercepted an Aaron Rodgers pass at Bengals five during fourth-quarter comeback on Sept. 22 vs. Green Bay, and had three total passes defended.

**Ed Block winner:** The Bengals named Hall as the team recipient of the 2012 season Ed Block Courage Award. The award honors one player from each NFL team who shows "commitment to the values of sportsmanship and courage." Hall's 2011 season was cut short when he suffered a torn Achilles tendon in Game 9, but his intense rehabilitation efforts sped his recovery, so he was able to open the '12 training camp on time, well ahead of the initial forecast. "Leon set a great example of what it takes to be able to overcome a challenge, which was recognized by his teammates in being selected to represent the club for this award," said Paul Sparling, Bengals head athletic trainer.

**College:** Played four seasons (2003-06) at Michigan, and was a consensus '06 All-American ... Left Wolverines with school record for career passes defended (43) and ranked tied for fourth in INTs (12) ... Was finalist as a senior for NCAA's Jim Thorpe Award (top defensive back) and Bronko Nagurski Trophy (top defensive player) ... Set UM record with 83-yard fumble return (for TD) as a junior in 2005.

**Personal:** Hometown is Vista, Calif. ... Played CB, WR and QB at Vista High School, earning All-America honors from SuperPrep and PrepStar, and also lettered in track ... Married (wife Jessica) with three children (Leon Jr., Christien Blake and Graham Alexander) ... General studies major at Michigan ... Active in community service with Bengals, and has established the Leon Hall Foundation ... Favorite hobbies are golf and traveling.

## LEON HALL'S STATISTICS

YEAR	TEAM	G-S	DEFENSE							INTERCEPTIONS					SCORING				
			ST	AT	TT	SKS-YDS	PD	FF	FR-YDS	NO	YDS	AVG	LG	TD	TD	TD-IntRt	TD-FRRt	S	PTS
2007	Cincinnati	16-10	51	34	85	0-0	11	1	0-0	5	16	3.2	12	0	0	0	0	0	
2008	Cincinnati	16-16	66	18	84	0-0	26	0	1-0	3	87	29.0	50t	1	1	1	0	6	
2009	Cincinnati	16-16	55	18	73	0-0	27	2	0-0	6	47	7.8	26	0	0	0	0	0	
2010	Cincinnati	16-16	36	16	52	0-0	20	2	0-0	4	19	4.8	22	0	0	0	0	0	
2011	Cincinnati	9-9	31	7	38	0-0	10	0	1-0	2	15	7.5	15	0	0	0	0	0	
2012	Cincinnati	14-14	35	8	43	0-0	11	0	0-0	2	61	30.5	44	1	1	1	0	6	
2013	Cincinnati	5-5	14	6	20	0-0	7	0	0-0	1	0	0.0	0	0	0	0	0	0	
2014	Cincinnati	15-15	48	19	67	0-0	8	0	0-0	1	-3	-3.0	-3	0	0	0	0	0	
CAREER		107-101	336	126	462	0-0	120	5	2-10	24	242	10.1	50t	2	2	2	0	12	

## POSTSEASON

YEAR	TEAM	G-S	DEFENSE							INTERCEPTIONS					SCORING					
			ST	AT	TT	SKS-YDS	PD	FF	FR-YDS	NO	YDS	AVG	LG	TD	TD	TD-IntRt	TD-FRRt	S	PTS	
2007	Cincinnati	1-1	8	1	9	0	0-0	0	0	0	0	—	—	0	0	0	—	—	0	
2008	Cincinnati	4	1	5	0	0-0	0	0	0	1	1	1.0	0	1	0	3	16	5.3	0	12
2009	Cincinnati	7	0	7	0	0-0	0	0	0	1	22	22.0	0	22	0	0	0	—	0	—
2010	Cincinnati	4	1	5	0	0-0	0	0	0	1	29	29.0	0	29	0	0	0	—	0	—
2012	Cincinnati	2	0	2	0	0-0	0	0	0	0	0	—	—	0	0	0	—	0	—	0
CAREER		25	3	28	0	0-0	0	0	0	3	52	17.3	0	29	0	3	16	5.3	0	12

\* NOTE: Hall was on the Reserve/Injured list for one postseason game with Cincinnati in 2011. He again was on the Reserve/Injured list for one postseason game with Cincinnati in 2013.

## 2014 REGULAR-SEASON GAME-BY-GAME

DATE	OPPONENT	ST	AT	TT	DEFENSE					INTERCEPTIONS				
					SKS-YDS	INT-YDS	PD	FF	FR-YDS	NO	YDS	AVG	LG	TD
9-7	at Baltimore	3	0	3	0-0	0-0	1	0	0-0	0	0	—	—	0
9-14	ATLANTA	5	1	6	0-0	1(-3)	2	0	0-0	1	-3	-3.0	-3	0
9-21	TENNESSEE	2	0	2	0-0	0-0	0	0	0-0	0	0	—	—	0
9-28	— BYE —													
10-5	at New England	4	4	8	0-0	0-0	0	0	0-0	0	0	—	—	0
10-12	CAROLINA	3	1	4	0-0	0-0	1	0	0-0	0	0	—	—	0
10-19	at Indianapolis	4	0	4	0-0	0-0	1	0	0-0	0	0	—	—	0
10-26	BALTIMORE	4	3	7	0-0	0-0	0	0	0-0	0	0	—	—	0
11-2	JACKSONVILLE	2	3	5	0-0	0-0	0	0	0-0	0	0	—	—	0
11-6	CLEVELAND				INACTIVE							INACTIVE		
11-16	at New Orleans	3	2	5	0-0	0-0	0	0	0-0	0	0	—	—	0
11-23	at Houston	3	1	4	0-0	0-0	1	0	0-0	0	0	—	—	0
11-30	at Tampa Bay	3	0	3	0-0	0-0	0	0	0-0	0	0	—	—	0
12-7	PITTSBURGH	5	1	6	0-0	0-0	1	0	0-0	0	0	—	—	0
12-14	at Cleveland	0	1	1	0-0	0-0	0	0	0-0	0	0	—	—	0
12-22	DENVER	2	1	3	0-0	0-0	0	0	0-0	0	0	—	—	0
12-28	at Pittsburgh	5	1	6	0-0	0-0	1	0	0-0	0	0	—	—	0
TOTALS		48	19	67	0-0	1(-3)	8	0	0-0	1	-3	-3.0	-3	0



## HAMILTON, COBI

WR #11

**Height:** 6-2  
**Weight:** 201  
**College:** Arkansas  
**Experience:** 1st-year player in 2015

**2014 games-starts:** 0-0 (0-0 Phil.; 0-0 Cin.)  
**Career games-starts:** 0-0  
**Born:** 11-13-90  
**Hometown:** Texarkana, Texas  
**Acquired:** FA'14

*Hamilton will look for first Bengals regular-season action in 2015 ... Was on Cincinnati practice squad for Games 6-16 of 2014, and was signed to roster for Wild Card playoff at Indianapolis, making his NFL playing debut in that game (no receptions) ... A sixth-round Bengals draft choice in 2013, he spent the full '13 campaign on Bengals practice squad ... Re-wrote much of Arkansas' receiving record book before turning pro, finishing tops in career catches (175) and third in receiving yards (2835) ... As senior, set Razorback season marks for receptions (90) and receiving yards (1335) ... Set SEC record in 2012 for receiving yards in a game (303, vs. Rutgers).*

**Career transactions:** Selected by Cincinnati in sixth round of 2013 NFL Draft (197th overall) ... Signed with Bengals on 5-11-13 ... Waived by Bengals on 8-31-13 ... Signed to Bengals practice squad on 9-1-13 ... Signed to Bengals roster on 1-6-14 ... Contract terminated by Bengals on 8-30-14 ... Signed to Philadelphia practice squad on 9-10-14 ... Released from Eagles practice squad on 10-6-14 ... Signed to Cincinnati practice squad on 10-14-14 ... Signed to Bengals roster on 12-31-14.

**2014 recap:** Played in all four Bengals preseason games and caught eight-for-127, including a 50-yard TD from QB Tyler Wilson on Aug. 28 vs. Indianapolis ... On Philadelphia practice squad for Games 2-4, and returned to Bengals practice squad for Games 6-16 ... Joined roster for Wild Card playoff on 1-4-15 at Indianapolis and saw action, with no receptions.

**2013:** On Bengals practice squad for Games 1-16 ... Played in all four of Cincinnati's preseason games ... Preseason totals included seven receptions

for 68 yards, including a four-yard TD reception from Josh Johnson on Aug. 24 at Dallas.

**College:** Played four seasons (2009-12) at Arkansas ... Started every game as a senior, and was a consensus All-SEC first-team selection and a semifinalist for the Biletnikoff Award (nation's top receiver), setting school's single-season record with 90 receptions (shattering previous mark of 66) ... School record 1335 receiving yards as a senior, smashing previous mark of 1117 ... Posted five games as a senior with 10 or more catches ... Earned multiple player of the week honors for record-setting performance vs. Rutgers, as he caught 10-for-303 with three TDs (57, 10 and 80 yards) to tie school record.

**Personal:** Hometown is Texarkana, Texas ... Attended Texas High School, where as a senior he recorded 64 receptions for school record 1071 yards, with 14 TDs ... Prep teammate of New England QB Ryan Mallett ... Also lettered in prep track, finishing fourth in 200 meters (21.41) at AAU National Junior Olympics ... Sociology major at Arkansas ... Enjoys horseback riding ... His mother, Deborah Hamilton (formerly Cooper), lettered on Arkansas' inaugural women's basketball team (1976-77) and is recognized as one of the school's first African-American female student athletes ... First name is pronounced "KO-bee."

*NOTE ABOUT NFL EXPERIENCE: Hamilton did not earn an accrued year of experience toward NFL free agency in 2013 or '14 because he was not on a 53-player roster, a Reserve/Injured list or a Reserve/Physically Unable to Perform list for the required minimum of six games in either season.*

### COBI HAMILTON'S STATISTICS

YEAR	TEAM	G-S	RECEIVING					RUSHING					SCORING					
			NO	YDS	AVG	LG	TD	ATT	YDS	AVG	LG	TD	TD	TD-R	TD-P	TD-Rt	2-PtC	PTS
2013	Cincinnati	0-0	DID NOT PLAY*					DID NOT PLAY*					DID NOT PLAY*					
2014	Philadelphia	0-0	DID NOT PLAY*					DID NOT PLAY*					DID NOT PLAY*					
	Cincinnati	0-0	DID NOT PLAY*					DID NOT PLAY*					DID NOT PLAY*					
CAREER		0-0	0	0	—	—	0	—	—	—	—	—	—	—	—	—	—	—

### POSTSEASON

YEAR	TEAM	G-S	RECEIVING					RUSHING					SCORING					
			NO	YDS	AVG	LG	TD	ATT	YDS	AVG	LG	TD	TD	TD-R	TD-P	TD-Rt	2-PtC	PTS
2013	Cincinnati	0-0	DID NOT PLAY*					DID NOT PLAY*					DID NOT PLAY*					
2014	Cincinnati	1-0	0	0	—	—	0	—	—	—	—	—	—	—	—	—	—	—
CAREER		1-0	0	0	—	—	0	—	—	—	—	—	—	—	—	—	—	—

\* NOTE: Hamilton was on the practice squad for 16 regular-season games and one postseason with Cincinnati in 2013. In 2014, he was on the practice squad for five regular-season games with Philadelphia and for 11 regular-season games with Cincinnati.



## HARDISON, MARCUS

DT #91

**Height:** 6-3  
**Weight:** 315  
**College:** Arizona State  
**Experience:** Rookie in 2015

**2014 games-starts:** 0-0  
**Career games-starts:** 0-0  
**Born:** 2-14-92  
**Hometown:** Punta Gorda, Fla.  
**Acquired:** D4b'15

*Hardison blossomed in 2014, his second season at Arizona State, after playing previously in junior college ... Led last year's Sun Devils in sacks (10.0) and tackles-for-loss (15) and also had two INTs ... Has demonstrated versatility and ability to play multiple defensive line positions ... Selected to play in 2015 Senior Bowl ... Named All-Pac 12 Honorable Mention as a senior.*

**Career transactions:** Selected by Cincinnati in fourth round of 2015 NFL Draft (135th overall) ... Signed with Bengals on 5-18-15.


Coach Marvin Lewis says: "Marcus brings a lot to the table, being very smart, explosive, and athletic. He really has tremendous physical skills for the position. He showed the flexibility and ability to play a bunch of different spots. He played (defensive) end, he played three-technique, he's played all across their front; a bunch of different positions. That stuck out to me."

**More college highlights:** Played two seasons for Arizona State (2013-14) ... Finished career with 53 tackles, 11 total sacks and 2 INTs ... Played

two years at Dodge City (Kan.) Community College (2011-12), recording 96 tackles and seven sacks. **2014**—Appeared in all 13 Arizona State games, helping team to 10-3 record with Sun Bowl win over Duke ... Beyond his team-leading numbers in sacks (10.0) and tackles for-loss (15), he was recognized as a key team leader as the season progressed ... Logged five straight games with at least one sack, closing the streak Nov. 22 vs. Washington State with two sacks, a forced fumble and an INT ... Had 13 tackles in Sun Bowl win over Duke. **2013**—Saw action in 13 games as a reserve for Arizona State as Sun Devils posted 10-4 mark. **2012**—Posted 50 tackles and four sacks as a sophomore at Dodge City Community College ... Ranked by ESPN as the No. 5 overall junior college prospect in the country ... Earned Second Team All Jayhawk Conference honors. **2011**—Recorded 46 tackles and three sacks as Dodge City freshman.

**High school:** Attended Charlotte High School in Punta Gorda, Fla., where he played quarterback early in his career before moving to defensive line.

**Personal:** Hometown is Punta Gorda, Fla.



# HARRIS, CLARK

LS #46

**Height:** 6-5  
**Weight:** 250  
**College:** Rutgers  
**Experience:** 7th-year player in 2015

**2014 games-starts:** 16-0  
**Career games-starts:** 95-0  
**Born:** 7-10-84  
**Hometown:** Manahawkin, N.J.  
**Acquired:** FA'09

*Harris has been a paragon of reliability as Cincinnati's long snapper and is set to enter his seventh Bengals season in 2015 ... Since signing as a free agent in October 2009, has played every game (including postseason) and has had no unplayable snaps ... Regular-season and postseason snap total now is at 882 (467 punts, 415 place kicks) ... Has 15 career special teams tackles, plus two in postseason ... Snapped successful fake punts that helped key 2012 wins at Jacksonville and Kansas City.*

**Career transactions:** Selected by Green Bay in seventh round of 2007 NFL Draft (243rd overall) ... Signed with Packers on 6-20-07 ... Waived by Packers on 9-1-07 ... Signed to Packers practice squad on 9-4-07 ... Released from Packers practice squad on 9-11-07 ... Signed to Detroit practice squad on 11-28-07 ... Signed to Lions roster on 12-31-07 ... Waived by Lions on 5-19-08 ... Re-signed with Lions as free agent on 8-19-08 ... Waived by Lions on 8-31-08 ... Signed to Houston practice squad on 9-17-08 ... Released from Texans practice squad on 9-30-08 ... Re-signed to Texans practice squad on 11-4-08 ... Signed to Texans roster on 12-3-08 ... Waived by Texans on 9-5-09 ... Signed to Texans practice squad on 9-30-09 ... Released from Texans practice squad on 10-6-09 ... Signed with Cincinnati as free agent on 10-13-09 ... Re-signed with Bengals on 3-8-13.

**2014 recap:** Played in Games 1-16 and postseason, with 155 successful snaps (81 punts, 74 place kicks) ... Led team with personal career-high three special teams tackles in Wild Card playoff on 1-4-15 at Indianapolis ... Teamed with CB Dre Kirkpatrick to down a punt at one-yard line on Sept. 14 vs. Atlanta ... One special teams tackle on Oct. 5 at New England ... Played in all four preseason games, with three special teams tackles, tying for team lead.

**Previous seasons:** **2007**—Began season with Green Bay's practice squad, then finished season on Detroit's practice squad. **2008**—With Detroit through offseason and preseason, then spent time on Houston's practice squad, before being signed to Texans' active roster late in the season ... Played in Games 13-16 for Houston and handled all long snapping duties ... Made NFL debut Dec. 7 at Green Bay and snapped for game-winning FG. **2009**—Spent time on Houston's practice squad before signing with Cincinnati ... Played for Bengals in Games 6-16, plus Wild Card playoff, and handled 105 snaps (44

placekicks, 61 punts). **2010**—Had no unplayable deliveries on 135 snaps (72 punts and 63 placekicks) ... Downed two punts on Dec. 12 at Pittsburgh, including one at Steelers eight-yard line. **2011**—Played in all 16 games and in Wild Card playoff, handling all 169 long snaps (94 punts and 75 placekicks) ... Three special teams tackles — one Sept. 11 at Cleveland, one Dec. 4 at Pittsburgh and one Dec. 11 vs. Houston ... Also had a special teams stop in Wild Card game on 1-7-12 at Houston. **2012**—Played in all 16 Bengals games, plus Wild Card playoff, with 142 successful snaps (81 punts, 61 placekicks) ... Career-best four special teams tackles ... In wins Sept. 30 at Jacksonville and Nov. 18 at Kansas City, delivered tight-angled, accurate snaps on fake punts to upback Cedric Peerman, aiding successful fourth-down conversions and setting up Bengals TD later in each drive ... Two special teams tackles Sept. 10 at Baltimore ... On Dec. 2 at San Diego, downed a punt at Chargers four, helping set up field position for fourth-quarter comeback win. **2013**—Played in Games 1-16 and in Wild Card playoff, with 155 on-target snaps (78 punts and 77 place kicks) ... Three special teams tackles ... On Oct. 20 at Detroit, downed punt at Lions six-yard line late in fourth quarter, helping set up field position for eventual game winning FG.

**College:** Was a standout TE at Rutgers in addition to handling long-snapping duties ... Three-time first-team All-Big East selection ... Played 48 games from 2003-06, with 42 starts ... Finished career ranked sixth in program history in receptions (143) and receiving yards (2015), and tied for seventh in TDs (11) ... Caught a pass in 38 straight games, registering what was third-longest streak in Big East history ... Had five career games of 100 or more receiving yards.

**Personal:** Hometown is Manahawkin, N.J. ... Attended Southern Regional High School ... Married (wife Jessica) with a son, Trent ... Hobbies include watersports, fishing, video games and the card game "Magic: The Gathering."

*NOTE ABOUT NFL EXPERIENCE: Harris did not earn an accrued year of experience toward NFL free agency in 2007 or '08 because he was not on a 53-player roster, a Reserve/Injured list or a Reserve/Physically Unable to Perform list for the required minimum of six games in either season.*


## CLARK HARRIS' STATISTICS

YEAR	TEAM	G-S	SPECIAL TEAMS								KICKOFF RETURNS						PUNT RETURNS					
			ST	AT	TT	FF	FR-YDS	BP	BFG	BXP	NO	YDS	AVG	FC	LG	TD	NO	YDS	AVG	FC	LG	TD
2007	Green Bay	0-0					DID NOT PLAY*				DID NOT PLAY*						DID NOT PLAY*					
	Detroit	0-0					DID NOT PLAY*				DID NOT PLAY*						DID NOT PLAY*					
2008	Houston	4-0	0	0	0	0	0-0	0	0	0	—	—	—	—	—	—	—	—	—	—	—	—
2009	Houston	0-0					DID NOT PLAY*				DID NOT PLAY*						DID NOT PLAY*					
	Cincinnati	11-0	1	0	1	0	0-0	0	0	0	—	—	—	—	—	—	—	—	—	—	—	—
2010	Cincinnati	16-0	3	0	3	0	0-0	0	0	0	—	—	—	—	—	—	—	—	—	—	—	—
2011	Cincinnati	16-0	2	1	3	0	0-0	0	0	0	—	—	—	—	—	—	—	—	—	—	—	—
2012	Cincinnati	16-0	4	0	4	0	0-0	0	0	0	—	—	—	—	—	—	—	—	—	—	—	—
2013	Cincinnati	16-0	1	2	3	0	0-0	0	0	0	—	—	—	—	—	—	—	—	—	—	—	—
2014	Cincinnati	16-0	1	0	1	0	0-0	0	0	0	—	—	—	—	—	—	—	—	—	—	—	—
HOU. TOTALS		4-0	0	0	0	0	0-0	0	0	0	—	—	—	—	—	—	—	—	—	—	—	—
CIN. TOTALS		91-0	12	3	15	0	0-0	0	0	0	—	—	—	—	—	—	—	—	—	—	—	—
CAREER		95-0	12	3	15	0	0-0	0	0	0	—	—	—	—	—	—	—	—	—	—	—	—

## POSTSEASON

YEAR	TEAM	G-S	SPECIAL TEAMS								KICKOFF RETURNS						PUNT RETURNS					
			ST	AT	TT	FF	FR-YDS	BP	BFG	BXP	NO	YDS	AVG	FC	LG	TD	NO	YDS	AVG	FC	LG	TD
2009	Cincinnati	1-0	0	0	0	0	0-0	0	0	0	—	—	—	—	—	—	—	—	—	—	—	—
2011	Cincinnati	1-0	1	0	1	0	0-0	0	0	0	—	—	—	—	—	—	—	—	—	—	—	—
2012	Cincinnati	1-0	1	0	1	0	0-0	0	0	0	—	—	—	—	—	—	—	—	—	—	—	—
2013	Cincinnati	1-0	0	0	0	0	0-0	0	0	0	—	—	—	—	—	—	—	—	—	—	—	—
2014	Cincinnati	1-0	1	2	3	0	0-0	0	0	0	—	—	—	—	—	—	—	—	—	—	—	—
CAREER		5-0	3	2	5	0	0-0	0	0	0	—	—	—	—	—	—	—	—	—	—	—	—

\* NOTE: Harris was on the practice squad for one regular-season game with Green Bay and five regular-season games with Detroit in 2007. In 2009, he was on the practice squad for one regular-season game with Houston.



**HAWK, A.J.**

**LB #50**

**Height:** 6-1  
**Weight:** 240  
**College:** Ohio State  
**Experience:** 10th-year player in 2015

**2014 games-starts:** 16-13  
**Career games-starts:** 142-136  
**Born:** 1-6-84  
**Hometown:** Centerville, Ohio  
**Acquired:** FA'15

*Signed as a free agent for 2015, Hawk will play his first NFL season in his home state of Ohio after nine standout campaigns with Green Bay ... Led Packers in season tackles five times, and Packers rank the former Centerville High and Ohio State star as their leading career tackler (stats kept since 1975), with 1118 ... Has 19.0 career sacks and nine INTs ... Started 16 games in five of his Packers seasons and has never started fewer than 13 ... Missed only two of a possible 155 games with Packers, both due to calf injury in 2011 ... Also has started 11 Packers postseason games (13 games played), including Green Bay's Super Bowl XLV win over Pittsburgh (2010 season).*

**Career transactions:** Selected by Green Bay in first round of 2006 NFL Draft (fifth overall) ... Signed with Packers on 7-29-06 ... Contract terminated by Packers on 3-2-11 ... Re-signed with Packers as free agent on 3-3-11 ... Contract terminated by Packers on 2-25-15 ... Signed with Cincinnati as free agent on 3-11-15.

**Pro Bowl participation:** Credited with one Pro Bowl selection, though he did not play ... Would have been added as an alternate for 2010 season game had Packers not been in preparation for Super Bowl XLV.

**2014 highlights:** Played in every Packers game, including two postseason contests, with 13 regular-season starts and one in postseason ... Ranked third on team in regular-season tackles (93) and contributed to rush defense that allowed 86.4 yards per game in season's second half ... Played every snap in win Sept. 28 at Chicago, leading team in tackles (15), and played every snap in four other games ... Started and had four tackles on Dec. 21 at Tampa Bay, as Packers held Bucs to three points and 106 net yards.

**Previous seasons:** **2006**—Rookie first-round draft choice started all 16 games and led team in tackles (155) ... Ranked third in Associated Press voting for NFL Defensive Rookie of the Year ... Played 995 snaps, 95.3 percent of team total ... Had two INTs and nine total passes defended ... Recorded first NFL sack on Sept. 24 at Detroit, dropping Jon Kitna ... First career INT, against QB Alex Smith, on Dec. 10 at San Francisco ... Had 20 tackles (still his career high) on Nov. 27 at Seattle. **2007**—Started every game for 13-3 divisional champs who lost to N.Y. Giants in NFC title game ... Second on team in tackles (129) ... Keyed 17-14 win Oct. 14 vs. Washington with nine tackles, a forced fumble and a fumble recovery. **2008**—Played through chest and groin injuries, starting every Packers game and leading team in tackles (121) ... Started first nine games at WLB and last seven at MLB, replacing injured Nick Barnett ... First multiple-sack game (2.0) in win Sept. 14 at Detroit. **2009**—Second in tackles (87) on 11-5 Packers playoff team ... Ten tackles, including three for losses, in win Oct. 25 at Cleveland ... Career-long 29-yard INT return on a Matt Hasselbeck pass in win Dec. 27 vs. Seattle. **2010**—Team leader in tackles (134) for 10-6 Wild Card team that went on to capture Super Bowl XLV with 31-25 conquest of Pittsburgh ... Seven tackles (six solo) in Super Bowl win, with two passes defended ... Named by teammates as one of two postseason defensive captains ... Led team in tackles (10) in NFC Championship win at Chicago ... Career-best three INTs in regular season, including picks against Brett Favre and Eli Manning ... Tied career-high in passes defended (nine). **2011**—Played and started 14 games and playoff contest for Packers club that was ousted in Divisional playoff after a 15-1 regular season ... Missed games for the only time in his career, out for Games 12-13 due to calf strain, but hit 100-tackle mark (104, third on team) for the fifth time in his six seasons ... Voted a postseason team captain for second straight year. **2012**—Started every game and both postseason games for

Packers club that went 11-5 for NFC North title ... Led team with 142 tackles, including three sacks ... Added 15 tackles in postseason, one short of team lead ... Played his 100th NFL game on Oct. 14 at Houston and helped lead a win with nine tackles and a 12-yard sack of Matt Schaub ... In win at Houston, contributed to rush defense that held Pro Bowl RB Arian Foster to 29 yards on 17 carries. **2013**—Started 16 games for Packers' NFC North title winner, and played in both postseason games (one start) ... Led team in regular-season tackles (153) and had career-best five sacks ... Named a Packers postseason captain for third time in his career ... Had 13 tackles (tied for team lead) and a fumble recovery in loss Sept. 22 at Cincinnati, the first pro game of his career played near his hometown ... Logged career-best three sacks in two-point win Oct. 13 at Baltimore.

**College:** Played four seasons (2002-05) at Ohio State ... Earned consensus All-America honors in his final two seasons and was first-team All-Big Ten in his last three campaigns ... Foreshadowed his NFL durability by being available for every game of his career, and started his last 37 games ... As a senior in '05, won Lombardi Award, given to college football's top lineman or linebacker, and was Big Ten Defensive Player of the Year and Defensive MVP of Tostitos Fiesta Bowl ... As true freshman in '02, played as a key reserve on 14-0 national championship team ... Career totals of 51 games, 38 starts, 394 tackles, 41 tackles-for-loss, 15.5 sacks, seven INTs and two TDs (one on blocked punt and one on INT).

**Community service:** Has held an annual "Mane Event" in Columbus, Ohio, raising money for "Hawk's Locks for Kids," his charity that makes wigs for children who have lost their hair due to chemotherapy treatments ... Has participated in NFL's Play60 program ... Worked with Packers in their "Take a Player to School" event ... Visited with Green Bay area elementary students as reward for their participation in Packers' Women's Association food drive ... Has supported Jerry Patrino's Cruise for Cancer, the Donald Driver Foundation, the Greg Jennings Foundation and the 2nd-and-7 Foundation, the charity of fellow Ohio State alum Mike Vrabel ... Has made multiple appearances on the Buckeye Cruise for Cancer, and has been a spokesperson for Wisconsin Special Olympics.

**A racing connection:** Hawk's initials stand for "Aaron James" ... He was nicknamed A.J. by his parents as an infant, after legendary Indy car driver A.J. Foyt.

**Personal:** Hometown is Kettering, Ohio ... Attended Centerville (Ohio) High School, where he logged 585 career tackles while also seeing time as a punter and place kicker ... Also earned two basketball letters as a point guard for Centerville ... Married to the former Laura Quinn, sister of former NFL QB Brady Quinn, and the couple has a daughter, Lennon Noel, and a son, Hendrix Knight ... Earned degree from Ohio State in criminology ... Grew his hair long in 2005 as a tribute to Pat Tillman, former NFL player who lost his life while serving with U.S. Army in Afghanistan, and kept hair long until 2012, when he cut it and donated trimmings to Wigs for Kids charity ... Chosen to throw out the first pitch at a Milwaukee Brewers game in 2007 and also took part in batting practice, hitting two home runs ... Twice won "Celebrity Long Drive" title at the American Century Celebrity Golf Classic in Lake Tahoe, Nev., and other hobbies include dog training and breeding, and cornhole ... Has hosted his own podcast, interviewing people from all walks of life, including golfer John Daly and sportscaster Joe Buck ... Brother, Ryan, played football at Ohio University and in Arena Football 2 league.



A.J. HAWK'S STATISTICS

YEAR	TEAM	G-S	DEFENSE							INTERCEPTIONS					SCORING				
			ST	AT	TT	SKS-YDS	PD	FF	FR-YDS	NO	YDS	AVG	LG	TD	TD	TD-IntRt	TD-FRRt	S	PTS
2006	Green Bay	16-16	112	43	155	3.5-31	9	1	2-0	2	31	15.5	25	0	—	—	—	—	—
2007	Green Bay	16-16	81	48	129	1-7	4	1	1-0	1	10	10.0	10	0	—	—	—	—	—
2008	Green Bay	16-16	84	37	121	3-16	3	0	0-0	0	0	—	—	0	—	—	—	—	—
2009	Green Bay	16-14	70	17	87	1-7	4	0	0-0	2	42	21.0	29	0	—	—	—	—	—
2010	Green Bay	16-15	97	37	134	0.5-4.5	9	0	1-0	3	31	10.3	21	0	—	—	—	—	—
2011	Green Bay	14-14	73	31	104	1.5-14	5	0	0-0	0	0	—	—	0	—	—	—	—	—
2012	Green Bay	16-16	105	37	142	3-27	0	0	0-0	0	0	—	—	0	—	—	—	—	—
2013	Green Bay	16-16	112	41	153	5-20	5	1	1-0	1	7	7.0	7	0	—	—	—	—	—
2014	Green Bay	16-13	64	29	93	0.5-0	4	0	0-0	0	0	—	—	0	—	—	—	—	—
CAREER		142-136	798	320	1118	19-126.5	43	3	5-0	9	121	13.4	29	0	—	—	—	—	—

YEAR	TEAM	SPECIAL TEAMS									KICKOFF RETURNS						PUNT RETURNS					
		ST	AT	TT	FF	FR-YDS	BP	BFG	BXP	NO	YDS	AVG	FC	LG	TD	NO	YDS	AVG	FC	LG	TD	
2006	Green Bay	6	0	6	0	0-0	0	0	0	—	—	—	—	—	—	—	—	—	—	—	—	
2007	Green Bay	1	0	1	0	0-0	0	0	0	—	—	—	—	—	—	—	—	—	—	—	—	
2009	Green Bay	2	0	2	0	0-0	0	0	0	—	—	—	—	—	—	—	—	—	—	—	—	
2010	Green Bay	1	0	1	0	0-0	0	0	0	—	—	—	—	—	—	—	—	—	—	—	—	
CAREER		10	0	10	0	0-0	0	0	0	—	—	—	—	—	—	—	—	—	—	—	—	

POSTSEASON

YEAR	TEAM	G-S	DEFENSE							INTERCEPTIONS					SCORING					
			ST	AT	TT	SKS-YDS	PD	FF	FR-YDS	NO	YDS	AVG	LG	TD	TD	TD-IntRt	TD-FRRt	S	PTS	
2007	Green Bay	2-2	6	9	15	1-3	1	0	0-0	—	—	—	—	—	—	—	—	—	—	—
2009	Green Bay	1-0	2	0	2	0-0	0	0	0-0	—	—	—	—	—	—	—	—	—	—	—
2010	Green Bay	4-4	15	8	23	0-0	2	0	0-0	—	—	—	—	—	—	—	—	—	—	—
2011	Green Bay	1-1	3	2	5	0-0	0	0	0-0	—	—	—	—	—	—	—	—	—	—	—
2012	Green Bay	2-2	5	10	15	0-0	0	0	0-0	—	—	—	—	—	—	—	—	—	—	—
2013	Green Bay	1-1	5	1	6	0-0	0	0	0-0	—	—	—	—	—	—	—	—	—	—	—
2014	Green Bay	2-1	2	2	4	0-0	0	0	0-0	—	—	—	—	—	—	—	—	—	—	—
CAREER		13-11	38	32	70	1-3	3	0	0-0	—	—	—	—	—	—	—	—	—	—	—

2014 REGULAR-SEASON GAME-BY-GAME

DATE	OPPONENT	DEFENSE									INTERCEPTIONS					
		ST	AT	TT	SKS-YDS	INT-YDS	PD	FF	FR-YDS	NO	YDS	AVG	LG	TD		
Green Bay																
9-4	at Seattle	5	2	7	0-0	0-0	0	0	0-0	—	—	—	—	—		
9-14	N.Y. JETS	4	5	9	0-0	0-0	0	0	0-0	—	—	—	—	—		
9-21	at Detroit	6	0	6	0-0	0-0	0	0	0-0	—	—	—	—	—		
9-28	at Chicago	12	3	15	0-0	0-0	0	0	0-0	—	—	—	—	—		
10-2	MINNESOTA	6	2	8	0.5-0	0-0	1	0	0-0	—	—	—	—	—		
10-12	at Miami	2	1	3	0-0	0-0	0	0	0-0	—	—	—	—	—		
10-19	CAROLINA	5	1	6	0-0	0-0	1	0	0-0	—	—	—	—	—		
10-26	at New Orleans	4	2	6	0-0	0-0	0	0	0-0	—	—	—	—	—		
11-2	— BYE —															
11-9	CHICAGO	3	2	5	0-0	0-0	1	0	0-0	—	—	—	—	—		
11-16	PHILADELPHIA	5	1	6	0-0	0-0	0	0	0-0	—	—	—	—	—		
11-23	at Minnesota	4	3	7	0-0	0-0	1	0	0-0	—	—	—	—	—		
11-30	NEW ENGLAND	1	2	3	0-0	0-0	0	0	0-0	—	—	—	—	—		
12-8	ATLANTA	1	0	1	0-0	0-0	0	0	0-0	—	—	—	—	—		
12-14	at Buffalo	3	2	5	0-0	0-0	0	0	0-0	—	—	—	—	—		
12-21	at Tampa Bay	2	2	4	0-0	0-0	0	0	0-0	—	—	—	—	—		
12-28	DETROIT	1	1	2	0-0	0-0	0	0	0-0	—	—	—	—	—		
TOTALS		64	29	93	0.5-0	0-0	4	0	0-0	—	—	—	—	—		



# HAWKINSON, TANNER

OT #72

**Height:** 6-5  
**Weight:** 295  
**College:** Kansas  
**Experience:** 3rd-year player in 2015

**2014 games-starts:** 3-0  
**Career games-starts:** 4-0  
**Born:** 5-14-90  
**Hometown:** McPherson, Kansas  
**Acquired:** D5'13

*Fifth-round selection in 2013 Draft has been on Bengals roster for all of the last two seasons, playing in four games ... Seen in '13 as a developmental prospect and could be ready for increased role in 2015 ... Rated highly for his quickness and balance ... Can play all OL positions ... Started all 48 games in his college career.*

**Career transactions:** Selected by Cincinnati in fifth round of 2013 NFL Draft (156th overall) ... Signed with Bengals on 5-14-13.

**2014 recap:** Played in three games (Games 3 and 8-9) ... Active-DNP for Games 1 and 4-5, and inactive (coaches' decision) for Games 2, 6-7, 10-16 and Wild Card playoff ... Played on Sept. 21 vs. Tennessee, seeing brief action on offense in fourth quarter ... Saw action on special teams on Nov. 2 vs. Jacksonville ... Saw brief action on offense and on special teams on Nov. 6 vs. Cleveland ... Played in all four preseason games, with a start at LG in the finale.

**2013:** Made NFL debut in fourth quarter on Dec. 22 game vs. Minnesota ... Was active-DNP for Games 1, 3, 9 and 13, and inactive for Games 2, 4-8, 10-12, 14 and 16 ... Played in preseason Games 1 and 4; sat out Games 2 and 3 with an ankle injury.

**College:** Played four seasons (2009-12) at Kansas, with a redshirt year in '08 ... Set school records for career starts and consecutive starts (48) ... Originally recruited as a tight end, and saw time briefly at DE before settling at OT prior to '09 season ... Started all 12 games at LOT as a senior, earning second-team All-Big 12 honors from Associated Press ... Broke old KU record for consecutive starts when he hit the 44 mark during 236-yard team rushing effort

vs. Texas ... Started every game at ROT as a junior, aiding team rushing efforts of 296 yards vs. Baylor and 253 vs. Northern Illinois ... In '09, earned first-team Freshman All-American honors from Football Writers Association.

**Personal:** Hometown is McPherson, Kan. ... Attended McPherson High School, where he was all-state at DE as senior and all-state at TE as junior ... Named conference MVP as senior, when in addition to playing defense he had 30 receptions for 500 yards and five TDs ... Earned all-league prep honors in basketball as senior ... Earned degree from Kansas in economics, with minor in business ... Maternal grandfather, mother, two brothers and one sister also attended Kansas ... Enjoys music, outdoor activities and movies.

## TANNER HAWKINSON'S STATISTICS

GAMES-STARTS			
YEAR	TEAM	GAMES	STARTS
2013	Cincinnati.....	1	0
2014	Cincinnati.....	3	0
CAREER		4	0

## POSTSEASON

GAMES-STARTS			
YEAR	TEAM	GAMES	STARTS
2013	Cincinnati.....	*DID NOT PLAY	
2014	Cincinnati.....	*DID NOT PLAY	
CAREER		0	0

\* NOTE: Hawkinson was inactive for one postseason game with Cincinnati in 2013. He was inactive for one postseason game with Cincinnati in 2014.



# HEWITT, RYAN

H-B #89

**Height:** 6-4  
**Weight:** 254  
**College:** Stanford  
**Experience:** 2nd-year player in 2015

**2014 games-starts:** 16-11  
**Career games-starts:** 16-11  
**Born:** 1-24-91  
**Hometown:** Denver, Colo.  
**Acquired:** CFA'14

*Was lone rookie college free agent to make season-opening roster in 2014, and went on to play key offensive role as No. 1 H-back ... Started 11 games, plus Wild Card playoff, and played in every game ... Blocked for NFL's No. 6 rushing game (134.2) and aided pass protection whose 23 sacks allowed was third-fewest in league ... Began at Stanford as a tight end, but converted to fullback early in career ... Cited by Bengals coaches as player of notable potential.*

**Career transactions:** Signed with Cincinnati as college free agent on 5-12-14.

**2014 recap:** In addition to blocking duties, had 10 receptions for 86 yards and one rush for no gain ... Made a seven-yard catch to convert a third down late in game on Nov. 2 vs. Jacksonville, and had a key block on HB Jeremy Hill's game-changing 60-yard TD run ... Had personal season bests with three catches for 34 yards on Dec. 14 at Cleveland, and threw key block on Jeremy Hill 16-yard TD run ... Caught three-for-31, including a season-long 19 yard reception on Dec. 28 at Pittsburgh ... Aided rushing outputs of 244 yards at

Cleveland and 207 on Dec. 22 vs. Denver as Bengals won Games 14-15 to clinch playoff berth.

**College:** Played four seasons (2010-13) at Stanford, appearing in 51 games (29 starts) ... Redshirt year in 2009 ... Played in 2014 Senior Bowl ... Career totals of 473 receiving yards and 73 as a rusher, where he was effective in short-yardage situations ... Had 11-yard catch vs. Michigan State in 2014 Rose Bowl ... Won Stanford's "Team Technician" award as senior ... As a junior, was a primary blocker for RB Stepfan Taylor's school-record season of 1530 rushing yards.

**Personal:** Hometown is Denver, Colo. ... Attended Mullen High School., where he was a Denver Post and Rocky Mountain News First-Team All-State selection ... Helped Mullen to 2008 5A state championship, winning team Offensive MVP award and serving as team captain ... Three-year varsity letter winner in prep basketball ... Majored at Stanford in science, technology and society ... Enjoys skiing ... Last name is pronounced "HUE-it."

## RYAN HEWITT'S STATISTICS

YEAR	TEAM	G-S	RECEIVING					RUSHING					SCORING					
			NO	YDS	AVG	LG	TD	ATT	YDS	AVG	LG	TD	TD	TD-R	TD-P	TD-Rt	2-PIC	PTS
2014	Cincinnati	16-11	10	86	8.6	19	0	1	0	0.0	0	0	—	—	—	—	—	—
CAREER		16-11	10	86	8.6	19	0	1	0	0.0	0	0	—	—	—	—	—	—

YEAR	TEAM	SPECIAL TEAMS										KICKOFF RETURNS					PUNT RETURNS				
		ST	AT	TT	FF	FR-YDS	BP	BFG	BXP	NO	YDS	AVG	FC	LG	TD	NO	YDS	AVG	FC	LG	TD
2014	Cincinnati	2	1	3	0	0-0	0	0	0	—	—	—	—	—	—	—	—	—	—	—	—
CAREER		2	1	3	0	0-0	0	0	0	—	—	—	—	—	—	—	—	—	—	—	—

RECEIVING SINGLE-GAME HIGHS: RECEPTIONS—3 (two times; most recently on 12-28-14 at Pittsburgh). YARDS—34 (12-14-14 at Cleveland). LONG—19 (12-28-14 at Pittsburgh). TOUCHDOWNS—(none).

## POSTSEASON


YEAR	TEAM	G-S	RECEIVING					RUSHING					SCORING						
			NO	YDS	AVG	LG	TD	ATT	YDS	AVG	LG	TD	TD	TD-R	TD-P	TD-Rt	2-PIC	PTS	
2014	Cincinnati	1-1	3	37	12.3	14	0	—	—	—	—	—	—	—	—	—	—	—	—
CAREER		1-1	3	37	12.3	14	0	—	—	—	—	—	—	—	—	—	—	—	—

YEAR	TEAM	SPECIAL TEAMS										KICKOFF RETURNS					PUNT RETURNS				
		ST	AT	TT	FF	FR-YDS	BP	BFG	BXP	NO	YDS	AVG	FC	LG	TD	NO	YDS	AVG	FC	LG	TD
2014	Cincinnati	1	0	1	0	0-0	0	0	0	—	—	—	—	—	—	—	—	—	—	—	
CAREER		1	0	1	0	0-0	0	0	0	—	—	—	—	—	—	—	—	—	—	—	

## 2014 REGULAR-SEASON GAME-BY-GAME

DATE	OPPONENT	RECEIVING					RUSHING				
		NO	YDS	AVG	LG	TD	ATT	YDS	AVG	LG	TD
9-7	at Baltimore	0	0	—	—	0	0	0	—	—	0
9-14	ATLANTA	0	0	—	—	0	0	0	—	—	0
9-21	TENNESSEE	1	6	6.0	6	0	1	0	0.0	0	0
9-28	— BYE —	—	—	—	—	—	—	—	—	—	—
10-5	at New England	0	0	—	—	0	0	0	—	—	0
10-12	CAROLINA	0	0	—	—	0	0	0	—	—	0
10-19	at Indianapolis	0	0	—	—	0	0	0	—	—	0
10-26	BALTIMORE	1	5	5.0	5	0	0	0	—	—	0
11-2	JACKSONVILLE	1	7	7.0	7	0	0	0	—	—	0
11-6	CLEVELAND	0	0	—	—	0	0	0	—	—	0
11-16	at New Orleans	0	0	—	—	0	0	0	—	—	0
11-23	at Houston	0	0	—	—	0	0	0	—	—	0
11-30	at Tampa Bay	1	3	3.0	3	0	0	0	—	—	0
12-7	PITTSBURGH	0	0	—	—	0	0	0	—	—	0
12-14	at Cleveland	3	34	11.3	15	0	0	0	—	—	0
12-22	DENVER	0	0	—	—	0	0	0	—	—	0
12-28	at Pittsburgh	3	31	10.3	19	0	0	0	—	—	0
TOTALS		10	86	8.6	19	0	1	0	0.0	0	0

DATE	OPPONENT	SPECIAL TEAMS								KICKOFF RETURNS						PUNT RETURNS					
		ST	AT	TT	FF	FR-YDS	BP	BFG	BXP	NO	YDS	AVG	FC	LG	TD	NO	YDS	AVG	FC	LG	TD
9-7	at Baltimore	0	0	0	0	0-0	0	0	0	—	—	—	—	—	—	—	—	—	—	—	—
9-14	ATLANTA	0	0	0	0	0-0	0	0	0	—	—	—	—	—	—	—	—	—	—	—	—
9-21	TENNESSEE	0	0	0	0	0-0	0	0	0	—	—	—	—	—	—	—	—	—	—	—	—
9-28	— BYE —																				
10-5	at New England	0	0	0	0	0-0	0	0	0	—	—	—	—	—	—	—	—	—	—	—	—
10-12	CAROLINA	0	0	0	0	0-0	0	0	0	—	—	—	—	—	—	—	—	—	—	—	—
10-19	at Indianapolis	0	0	0	0	0-0	0	0	0	—	—	—	—	—	—	—	—	—	—	—	—
10-26	BALTIMORE	0	0	0	0	0-0	0	0	0	—	—	—	—	—	—	—	—	—	—	—	—
11-2	JACKSONVILLE	0	0	0	0	0-0	0	0	0	—	—	—	—	—	—	—	—	—	—	—	—
11-6	CLEVELAND	0	1	1	0	0-0	0	0	0	—	—	—	—	—	—	—	—	—	—	—	—
11-16	at New Orleans	0	0	0	0	0-0	0	0	0	—	—	—	—	—	—	—	—	—	—	—	—
11-23	at Houston	1	0	1	0	0-0	0	0	0	—	—	—	—	—	—	—	—	—	—	—	—
11-30	at Tampa Bay	1	0	1	0	0-0	0	0	0	—	—	—	—	—	—	—	—	—	—	—	—
12-7	PITTSBURGH	0	0	0	0	0-0	0	0	0	—	—	—	—	—	—	—	—	—	—	—	—
12-14	at Cleveland	0	0	0	0	0-0	0	0	0	—	—	—	—	—	—	—	—	—	—	—	—
12-22	DENVER	0	0	0	0	0-0	0	0	0	—	—	—	—	—	—	—	—	—	—	—	—
12-28	at Pittsburgh	0	0	0	0	0-0	0	0	0	—	—	—	—	—	—	—	—	—	—	—	—
TOTALS		2	1	3	0	0-0	0	0	0	—	—	—	—	—	—	—	—	—	—	—	—



# HILL, JEREMY

HB #32

**Height:** 6-1  
**Weight:** 235  
**College:** Louisiana State  
**Experience:** 2nd-year player in 2015

**2014 games-starts:** 16-8  
**Career games-starts:** 16-8  
**Born:** 10-20-92  
**Hometown:** Baton Rouge, La.  
**Acquired:** D2'14

Rookie from LSU started his NFL career in 2014 as a huge contributor to the Bengals' playoff season ... Led the team in rushing yards (1124), scrimmage yards (1339) and TDs (nine) ... Had four rushing games of 140-plus yards, the first Bengal to do that in a season, and became only the third NFL rookie to get four, joining Eric Dickerson of the L.A. Rams (five in 1983) and Curtis Martin of the New England Patriots (four in 1995) ... Named to the Pro Football Writers Association All-Rookie team ... Ranked fourth in the AFC and eighth in the NFL in rushing yards, despite seeing limited action early in the season ... Named AFC Offensive Player of the Week following his performance on Dec. 14 at Cleveland ... Has a pair of 150-yard rushing games, joining Paul Robinson (1968) as the only Bengals to record two as rookies ... First Bengals rookie with at least 1000 rushing yards in a season since Corey Dillon in 1997, and finished five yards shy of Dillon's franchise rookie record of 1129 ... Had a key 85-yard TD run in the Bengals' playoff-clinching Monday night win on Dec. 22 vs. Denver, and also had a game-changing TD in Nov. 2 victory vs. Jacksonville ... Posted two stellar seasons at LSU, setting school record for yards-per-rush (6.25), and was eligible to enter the 2014 NFL Draft because he was three years removed from high school ... Has the potential to give the Bengals their best combination of power and breakaway ability in a rusher since all-time franchise rushing leader Dillon (1997-2003) ... At 235 pounds, Hill is the biggest running back the Bengals have drafted above the sixth round since they chose 248-pounder Pete Johnson in the second round of the 1977 draft.

**Career transactions:** Selected by Cincinnati in second round of 2014 NFL Draft (55th overall) ... Signed with Bengals on 5-27-14.

Over nine weeks, best of best: Over the last nine weeks (Weeks 9-17) of the 2014 season, Hill was the NFL's leading rusher. Hill posted 929 of his 1124 season total during that span, and his 929 was best by over 100 yards. Seattle's Marshawn Lynch was second at 824. The remainder of the top five included Philadelphia's LeSean McCoy (814), Dallas' DeMarco Murray (791) and Denver's C.J. Anderson (785). The Bengals played nine games over the final nine weeks, and some teams played only eight in that span, due to bye weeks. But of the five players mentioned above, only Murray of Dallas had only eight team games to work with during the span. And in rushing average per team game, Hill again comes out on top for Weeks 9-17, with an average of 103.2. Murray ranked second in average per team game at 98.8. Lynch was at 91.6, McCoy at 90.4 and Anderson at 87.2.

**More 2014 highlights:** Played in Games 1-16, with eight starts (Games 5, 8-10, 11 and 14-16) ... Also started in Wild Card playoff ... In addition

to his team-leading 1124 rushing yards, caught 27-for-215 ... Started on Nov. 2 vs. Jacksonville, and named NFL's Fed-Ex Ground Player of the Week after rushing 24-for-154 (6.4) with two TDs and also one catch for nine yards ... Second TD vs. Jacksonville came 60-yard rush in fourth quarter, one play after Jaguars had cut Bengals lead to three ... Rushed 27-for-152 and had one catch for 13 yards on Nov. 16 at New Orleans ... His New Orleans rushing total included 62-yarder as time was expiring in first half, leading to Bengals FG ... Rushed 18-for-87 (4.8) with a TD and had one catch for nine yards on Nov. 23 at Houston ... Had a 30-yard rush late in Houston game, leading to Bengals FG for a nine-point lead ... Named AFC Offensive Player of the Week following performance on Dec. 14 at Cleveland, when he rushed 25-for-148 (5.9) with two TDs ... TDs at Cleveland came from two yards out on the opening drive of the game, and on a 16-yard rush in the second quarter, and he rushed for all 36 yards on the second-quarter TD drive ... Rushed 22-for-147 (6.7) on Dec. 22 vs. Denver, and his 85-yard TD run in first quarter helped Bengals recover early from a 7-0 deficit due to a Denver pick-six ... Rushed 23-for-100 on Dec. 28 at Pittsburgh, logging fifth 100-yard rushing game on the season ... Scored Cincinnati's only TD in Wild Card playoff loss at Indianapolis, on a one-yard run, but held to 13-for-47 rushing on the day.

**College:** Played two seasons at LSU (2012-13), appearing in 23 games with 16 starts ... Rushed 345-for-2156 (6.3) and had 26 receptions for 254 yards (9.8) ... Rushed for 100 or more yards in 11 of his 23 games ... His 6.3 per-rush average ranks third in Southeastern Conference history, behind on Auburn's Bo Jackson (6.62) and Alabama's Bobby Marlow (6.27) ... Helped team to a 20-6 record ... Had six rushes of 50 or more yards in '13 ... Second in LSU history in rushing yards per game played (93.7), and though he started just 16 games, his 28 rushing TDs ranked seventh in school history ... Had only one fumble in 371 career touches, and Tigers recovered it ... His 6.90 per-rush average in '13 established an SEC season record (minimum 200 carries), topping 6.79 by former Bengal Garrison Hearst of Georgia in 1992.

**Personal:** Hometown is Baton Rouge, La. ... Offseason residence is Scottsdale, Ariz. ... Played at Redemptorist High School, where as a senior in 2010, he rushed 302-for-2260 (7.48) with 36 TDs and was named a Parade All-American ... Earned Class 3A All-State honors in both 2009 and '10 ... Sports administration major at LSU ... Is working to establish his own foundation, which will focus on eradicating homelessness and assisting children with special needs, including providing Bengals game experiences to terminally ill children ... Favorite hobby is walking and running his two dogs (Shaq, a pit bull, and Kobe, a Rottweiler).

## JEREMY HILL'S STATISTICS

YEAR	TEAM	G-S	RUSHING						RECEIVING					SCORING					
			ATT	YDS	AVG	LG	TD	NO	YDS	AVG	LG	TD	TD	TD-R	TD-P	TD-Rt	2-PtC	PTS	
2014	Cincinnati	16-8	222	1124	5.1	85t	9	27	215	8.0	38	0	9	9	0	0	0	0	54
CAREER		16-8	222	1124	5.1	85t	9	27	215	8.0	38	0	9	9	0	0	0	0	54

**RUSHING SINGLE-GAME HIGHS:** ATTEMPTS—27 (11-16-14 at New Orleans). YARDS—154 (11-2-14 vs. Jacksonville). LONG—85t (12-22-14 vs. Denver). TOUCHDOWNS—2 (two times; most recently on 12-14-14 at Cleveland).


**RECEIVING SINGLE-GAME HIGHS:** RECEPTIONS—4 (three times; most recently on 11-30-14 at Tampa Bay). YARDS—68 (10-5-14 at New England). LONG—38 (10-5-14 at New England). TOUCHDOWNS—(none).

## POSTSEASON

YEAR	TEAM	G-S	RUSHING						RECEIVING					SCORING					
			ATT	YDS	AVG	LG	TD	NO	YDS	AVG	LG	TD	TD	TD-R	TD-P	TD-Rt	2-PtC	PTS	
2014	Cincinnati	1-1	13	47	3.6	18	1	—	—	—	—	—	1	1	0	0	0	0	6
CAREER		1-1	13	47	3.6	18	1	—	—	—	—	—	1	1	0	0	0	0	6

2014 REGULAR-SEASON GAME-BY-GAME

DATE	OPPONENT	RUSHING					RECEIVING				
		ATT	YDS	AVG	LG	TD	NO	YDS	AVG	LG	TD
9-7	at Baltimore	4	19	4.8	8	0	0	0	—	—	0
9-14	ATLANTA	15	74	4.9	13	1	2	22	11.0	18	0
9-21	TENNESSEE	7	39	5.6	12	1	0	0	—	—	0
9-28	— BYE —										
10-5	at New England	2	1	0.5	5	0	3	68	22.7	38	0
10-12	CAROLINA	8	22	2.8	5	1	4	13	3.3	7	0
10-19	at Indianapolis	4	15	3.8	11	0	0	0	—	—	0
10-26	BALTIMORE	10	25	2.5	5	0	4	28	7.0	15	0
11-2	JACKSONVILLE	24	154	6.4	60t	2	1	9	9.0	9	0
11-6	CLEVELAND	12	55	4.6	13	0	1	6	6.0	6	0
11-16	at New Orleans	27	152	5.6	62	0	1	13	13.0	13	0
11-23	at Houston	18	87	4.8	30	1	1	9	9.0	9	0
11-30	at Tampa Bay	13	40	3.1	12	0	4	12	3.0	6	0
12-7	PITTSBURGH	8	46	5.8	15	0	3	21	7.0	15	0
12-14	at Cleveland	25	148	5.9	21	2	1	4	4.0	4	0
12-22	DENVER	22	147	6.7	85t	1	0	0	—	—	0
12-28	at Pittsburgh	23	100	4.3	22	0	2	10	5.0	6	0
TOTALS		222	1124	5.1	85t	9	27	215	8.0	38	0



HILL, TROY

CB #28

Height: 5-11

Weight: 180

College: Oregon

Experience: Rookie in 2015

2014 games-starts: 0-0

Career games-starts: 0-0

Born: 8-29-91

Hometown: Youngstown, Ohio

Acquired: CFA'15

*College free agent signee hopes to build off a breakout senior season at Oregon, having helped lead Ducks to national championship game (lost to Ohio State) ... Second-team Pac-12 All-Conference choice as a senior, a 14-game starter, he ranked second in the league and 11th nationally in passes defended (1.46 avg.) ... Also a significant special teams contributor, he was on the field for 90-plus snaps in six games as a senior, including 118 vs. California.*


Career transactions: Signed with Cincinnati as college free agent on 5-8-15.

More college highlights: Played four seasons at Oregon (2011-14), appearing in 49 games. **2014**—Enjoyed his best campaign as a collegian, finishing seventh on the team in tackles (71) and third in solo stops (59) ... One INT, on Nov. 8 at Utah ... Forced fumbles on Oct. 24 vs. California and in

national title game vs. Ohio State. **2013**—Played 11 games, logging 29 tackles and four passes defended ... Also a contributor on special teams, racking up seven tackles along with 91 yards on five kickoff returns. **2012**—Team's primary backup corner appeared in 10 games, with 26 tackles (22 solo). **2011**—Started six of his 14 appearances as a redshirt freshman, recording 43 tackles ... Career-high nine tackles in Rose Bowl victory over Wisconsin. **2010**—Redshirted.

High school: Attended St. Bonaventure High School (Ventura, Calif.), playing both WR and DB ... Helped team post 11-2 record his senior season ... Named 2009 All-Channel League First-Team Defense.

Personal: Hometown is Youngstown, Ohio ... Played prep football in California after moving to live with his uncle ... Majored at Oregon in Social Science.



# HOPKINS, TREY

G #66 (offense)

**Height:** 6-3  
**Weight:** 300  
**College:** Texas  
**Experience:** 2nd-year player in 2015

**2014 games-starts:** 0-0  
**Career games-starts:** 0-0  
**Born:** 7-6-92  
**Hometown:** Houston, Texas  
**Acquired:** CFA'14

*College free agent signee from 2014 looks for a full season of action in '15 ... Impressed coaches in '14 training camp and preseason before suffering season-ending leg injury on Aug. 24 at Arizona ... A two-time All-Big 12 selection at Texas, garnering first-team honors at G in 2013 from Associated Press, Sporting News and ESPN.com ... Starter at ROT as a college sophomore.*

**Career transactions:** Signed with Cincinnati as college free agent on 5-12-14.

**2014 recap:** Played in three preseason games, with one start at LG ... Suffered leg injury Aug. 24 at Arizona ... Placed on Reserve/Injured list Aug. 30.

**More college highlights:** Played four seasons (2010-13) at Texas, appearing in 50 games with 42 starts (28 starts at LG, 14 at ROT) ... Started all 13 games in 2013, 12 at LG and one at ROT), and helped offense average 196.2 yards rushing yards per game while allowing just 16 sacks ... Started all 13 games at ROT as a sophomore and helped offense average 202.6 rushing yards and 392.5 yards total offense.

**Personal:** Hometown, and also offseason residence, is Houston, Texas ... Attended North Shore High School, where he was All-American, all-state,

all-area and two-time first-team all-district as a senior ... 2011 Academic All-Big 12 first team selection and named to Big 12 Commissioner's Honor Roll (Spring 2011) ... Plays saxophone and clarinet ... Other hobbies include collecting Harry Potter memorabilia and playing PlayStation ... Returned to University of Texas following 2014 season to work on completing his bachelor's degree.

## TREY HOPKINS' STATISTICS


GAMES-STARTS			
YEAR	TEAM	GAMES	STARTS
2014	Cincinnati.....	*DID NOT PLAY	
CAREER		0	0

## POSTSEASON

GAMES-STARTS			
YEAR	TEAM	GAMES	STARTS
2014	Cincinnati.....	*DID NOT PLAY	
CAREER		0	0

\* NOTE: Hopkins was on the Reserve/Injured list for 16 regular-season games and one postseason game with Cincinnati in 2014.





## HUBER, KEVIN

P #10

**Height:** 6-1  
**Weight:** 214  
**College:** Cincinnati  
**Experience:** 7th-year player in 2015

**2014 games-starts:** 16-0  
**Career games-starts:** 94-0  
**Born:** 7-16-85  
**Hometown:** Cincinnati, Ohio  
**Acquired:** D5'09

*Cincinnati native had another fine season in 2014, capped by selection in initial voting for a Pro Bowl berth ... Also earned first-team All-Pro honors from Sporting News ... Has commandeered substantial space in franchise's punting record book ... Ranked fourth in NFL in '14 in gross punting average (46.8) and ranked fifth in net (42.1) ... Holds franchise career marks for gross average (44.6) and net (39.6) ... Also holds club season records in both categories, which he initially set in 2012, and his 2014 averages re-set those marks ... Holds club career record for best ratio of inside-20 punts to touchbacks at 3.81-to-1 (160-42) ... Has been holder on place kicks for his entire Bengals career ... Was first kicking specialist taken in 2009 draft, after University of Cincinnati career in which he won one national punting title (gross average) and twice led nation in net punting.*

**Career transactions:** Selected by Cincinnati in fifth round of 2009 NFL Draft (142nd overall) ... Signed with Bengals on 7-16-09 ... Re-signed with Bengals on 3-8-13.

**Pro Bowl participation:** Has played in one game, the 2014 season contest in Glendale, Ariz., helping Team Irvin secure victory with late 56-yard punt that pinned Team Carter at its three-yard line.

**2014 highlights:** Played in Games 1-16, and ranked fourth in NFL in gross average (46.8) and fifth in net (42.1) ... Had 27 inside-20 kicks and six touchbacks, ranking tied for 11th in the NFL in differential between inside-20s and touchbacks (plus-21) ... Also played in Wild Card playoff ... On Sept. 21 vs. Tennessee, not only averaged 49.3 gross, but had three inside-20 kicks, and they were downed at the two, the 11 and the four, helping set up safety for a 12-0 lead and resulting short TD drive for a 19-0 edge ... Punted 11 times for 558 total yards Oct. 19 at Indianapolis, tying franchise record for punts in a game and setting record for yards ... On Nov. 2 vs. Jacksonville, punted five times for a gross average of 50.4 and a net of 44.4 with four inside-20s and one touchback ... Punted four times for a gross average of 48.3 and a net of 46.5 on Nov. 23 at Houston, with four inside-20s and no touchbacks ... Punted three times for a gross average of 49.3 and a net of 21.3 (71-yard punt return allowed) on Dec. 28 at Pittsburgh ... In Wild Card playoff on 1-4-15 at Indianapolis, punted eight times for 47.5 gross and 43.1 net, with three inside-20s and no touchbacks.

**Previous seasons:** **2009**—Rookie's 43.2-yard gross average tied Bengals' second-best since 1999 ... Had 36.3 net average, and in 10 previous seasons, only once did a Bengals punter better that mark ... Had 24 inside-20 kicks and only 10 touchbacks ... Made regular-season debut Sept. 13 vs. Denver, averaging 39.7 yards on seven punts, with season-best five inside-20 ... Had two key punts in second half of Sept. 20 win at Green Bay, a 48-yarder that went out of bounds at Green Bay four and a 56-yarder to Packers 26 ... Successfully kicked away from AFC punt return leader Joshua Cribbs Nov. 29 vs. Cleveland, denying a return while averaging 42.0 yards on six punts with four inside-20s (one touchback) ... Averaged 48.0 yards on four punts in Wild Card playoff on 1-9-10 vs. N.Y. Jets, with 36.5 net average. **2010**—Averaged 42.1 yards per punt (38.2 net), with 28 inside-20s and six touchbacks ... Had only one touchback in the last 11 games ... Helped Bengals control field position all day in win Sept. 26 at Carolina, as five of his six punts were downed inside-20 (tied career high), including three inside the five ... All three punts on Oct. 3 at Cleveland were downed inside the Browns' 20 ... On Nov. 8 vs. Pittsburgh, had punt downed at Steelers' one but also suffered only career blocked punt due to protection breakdown. **2011**—Averaged 44.2 yards on career-high 91 punts, and

39.2 net was second-best for a Bengals season at that time ... Played all 16 games and in Wild Card playoff ... His 4023 total punting yards set Bengals record, surpassing Lee Johnson's 3954 in 1993 ... Averaged 38.4 yards on five punts Oct. 2 vs. Buffalo, allowing no returns (also 38.4 net), and had two inside-20s with no touchbacks ... Had punt downed at two-yard line Oct. 9 at Jacksonville, helping set up field position for offense's game-winning TD drive ... Averaged 45.3 yards on seven punts in key win Dec. 4 at Pittsburgh, along with season-best four inside-20 kicks and no touchbacks ... In Wild Card playoff on 1-7-12 at Houston, averaged 48.3 yards on three punts, with one inside-20, no touchbacks and 44.3 net. **2012**—Played in all 16 games and in Wild Card playoff ... Averaged 46.6 gross yards and 42.0 net on 76 punts, both averages Bengals records at the time ... Had 33 inside-20 kicks and just seven touchbacks, and his plus-26 differential ranked tied for sixth in NFL ... Led NFL in punts downed inside five-yard line (11) ... In Bengals' playoff-clinching win Dec. 23 at Pittsburgh, averaged 52.7 yards on six punts (48.3 net), and his four inside-20s included one out of bounds at Steelers two ... In Wild Card playoff on 1-5-13 at Houston, averaged 46.6 yards on five kicks (43.8 net), with three inside-20s and no touchbacks. **2013**—Played in Games 1-14 before missing last two games and Wild Card playoff due to injuries ... Finished season with gross average of 45.2, and his 40.5 net ranked eighth in NFL ... Had 24-inside-20 kicks, with just four touchbacks ... No touchbacks on Sept. 29 vs. Cleveland, and his three inside-20s forced Browns to start drives from their five, eight and nine-yard lines ... Had crucial play in Oct. 6 win vs. New England, a 57-yard punt into strong winds and heavy rain late in fourth quarter ... Had three-inside-20 kicks among his five punts Oct. 13 at Buffalo, including overtime kick that pinned Bills at their seven, helping set up field position for game-winning FG ... Punted for a gross of 47.3 and a net of 47.0 on four punts Oct. 20 at Detroit, with punt downed at Lions six with 1:52 remaining, setting up field position for Bengals game winning FG ... Named AFC Special Teams Player of the Week on Dec. 1 at San Diego, after punting for career-high gross and net averages (both 55.5), with two inside-20s, no touchbacks and no return yards allowed ... Also vs. San Diego, tied Kyle Larson's club record for longest punt (75) ... Punted two-for-86 (43.0 gross) on Dec. 15 at Pittsburgh before leaving with season-ending jaw and neck injuries, suffered in a collision on punt coverage.

**Cincinnati all the way:** Huber is only the second player drafted by the Bengals who grew up in Cincinnati and attended both high school and college in the Queen City. He attended McNicholas High School before enrolling at the University of Cincinnati. The first such player was RB Clem Turner, a fourth-round draftee in 1969 who went to Woodward High and then UC. Turner played for the Bengals only in 1969, and also played for Denver from 1970-72.

**College:** Played four seasons (2005-08) at Cincinnati, with 117 of his 124 punts coming in his last two campaigns ... Led the nation in net punting average in both 2007 and '08, and as a junior in '07, his 46.9-yard gross average made him the first UC player to win the official national punting title ... Averaged 45.5 gross yards for his career, becoming eighth player in Division I/FBS history to average 45.0 yards or more for his career ... Had 47 inside-20 kicks for his career, with just 14 touchbacks ... Redshirted (did not play) in 2004.

**Personal:** Hometown is Cincinnati ... Attended McNicholas High School, where he was a three-time all-league selection ... Finance major at University of Cincinnati, twice earning Commissioner's Honor Roll when Bearcats played in Conference USA ... Later made the Big East All-Academic team ... Favorite hobby is golf, and also enjoys snow skiing.

### KEVIN HUBER'S STATISTICS

YEAR	TEAM	G-S	PUNTING										SPECIAL TEAMS							
			NO	YDS	AVG	OPP RET	RET YDS	NET	TB	IN-20	LG	BLK	ST	AT	TT	FF	FR-YDS	BP	BFG	BXP
2009	Cincinnati	16-0	86	3713	43.2	39	393	36.3	10	24	61	0	2	0	2	0	0-0	0	0	0
2010	Cincinnati	16-0	71	2992	42.1	26	124	38.2	6	28	72	1	0	0	0	0	0-0	0	0	0
2011	Cincinnati	16-0	91	4023	44.2	38	273	39.2	9	24	71	0	0	0	0	0	0-0	0	0	0
2012	Cincinnati	16-0	76	3540	46.6	27	210	42.0	7	33	69	0	0	0	0	0	0-0	0	0	0
2013	Cincinnati	14-0	66	2982	45.2	25	229	40.5	4	24	75	0	0	0	0	0	0-0	0	0	0
2014	Cincinnati	16-0	73	3419	46.8	30	226	42.1	6	27	69	0	0	0	0	0	0-0	0	0	0
CAREER		94-0	463	20,669	44.6	185	1455	39.6	42	160	75	1	2	0	2	0	0-0	0	0	0

YEAR	TEAM	PASSING								RUSHING				
		ATT	CMP	YDS	TD	INT	LG	SKD-YDS	RAT	ATT	YDS	AVG	LG	TD
2009	Cincinnati	—	—	—	—	—	—	—	—	1	0	0.0	0	0
2012	Cincinnati	—	—	—	—	—	—	—	—	1	-1	-1.0	-1	0
2013	Cincinnati	—	—	—	—	—	—	—	—	1	0	0.0	0	0
CAREER		—	—	—	—	—	—	—	—	3	-1	-0.3	0	0

PUNTING SINGLE-GAME HIGHS: NUMBER—11 (10-19-14 at Indianapolis). YARDS—558 (10-19-14 at Indianapolis). AVERAGE (minimum four punts)—55.5 (12-1-13 at San Diego). NET AVERAGE (minimum four punts)—55.5 (12-1-13 at San Diego). INSIDE-20s—5 (two times; most recently on 9-26-10 at Carolina). LONG—75 (12-1-13 at San Diego).

### POSTSEASON


YEAR	TEAM	G-S	PUNTING										SPECIAL TEAMS							
			NO	YDS	AVG	OPP RET	RET YDS	NET	TB	IN-20	LG	BLK	ST	AT	TT	FF	FR-YDS	BP	BFG	BXP
2009	Cincinnati	1-0	4	192	48.0	2	26	36.5	1	0	56	0	—	—	—	—	—	—	—	—
2011	Cincinnati	1-0	3	145	48.3	3	12	44.3	0	1	55	0	—	—	—	—	—	—	—	—
2012	Cincinnati	1-0	5	233	46.6	2	14	43.8	0	3	53	0	—	—	—	—	—	—	—	—
2013	Cincinnati	0-0	DID NOT PLAY*										DID NOT PLAY*							
2014	Cincinnati	1-0	8	380	47.5	5	35	43.1	0	3	62	0	—	—	—	—	—	—	—	—
CAREER		4-0	20	950	47.5	12	87	42.2	1	7	62	0	—	—	—	—	—	—	—	—

\* NOTE: Huber was on the Reserve/Injured list for one postseason game with Cincinnati in 2013.

### CAREER GAME-BY-GAME

DATE	OPPONENT	PUNTING									
		NO	YDS	AVG	OPP RET	RET YDS	NET	TB	IN-20	LG	BLK
<b>2009 / CINCINNATI</b>											
9-13	DENVER	7	278	39.7	3	17	37.3	0	5	55	0
9-20	at Green Bay	4	185	46.3	0	0	41.3	1	2	61	0
9-27	PITTSBURGH	5	204	40.8	0	0	36.8	1	1	54	0
10-4	at Cleveland	9	406	45.1	6	120	31.8	0	2	57	0
10-11	at Baltimore	4	160	40.0	2	1	39.8	0	1	50	0
10-18	HOUSTON	7	335	47.9	5	47	41.1	0	1	58	0
10-25	CHICAGO	1	36	36.0	0	0	36.0	0	0	36	0
11-1	— BYE —										
11-8	BALTIMORE	5	232	46.4	3	12	40.0	1	1	51	0
11-15	at Pittsburgh	4	166	41.5	2	30	34.0	0	1	50	0
11-22	at Oakland	4	199	49.8	3	17	40.5	1	0	54	0
11-29	CLEVELAND	6	252	42.0	0	0	38.7	1	4	52	0
12-6	DETROIT	4	176	44.0	2	21	33.8	1	2	54	0
12-13	at Minnesota	7	287	41.0	5	60	32.4	0	0	48	0
12-20	at San Diego	5	233	46.6	3	5	37.6	2	0	50	0
12-27	KANSAS CITY	7	289	41.3	1	4	35.0	2	2	55	0
1-3	at N.Y. Jets	7	275	39.3	4	59	26.7	0	2	54	0
<b>Postseason</b>											
1-9	vs. N.Y. Jets	4	192	48.0	2	26	36.5	1	0	56	0
<b>2010 / CINCINNATI</b>											
9-12	at New England	3	139	46.3	1	4	38.3	1	0	57	0
9-19	BALTIMORE	8	353	44.1	5	31	37.8	1	0	59	0
9-26	at Carolina	6	249	41.5	0	0	38.2	1	5	51	0
10-3	at Cleveland	3	116	38.7	0	0	38.7	0	3	50	0
10-10	TAMPA BAY	6	308	51.3	2	17	41.8	2	1	72	0
10-17	— BYE —										
10-24	at Atlanta	3	125	41.7	0	0	41.7	0	2	47	0
10-31	MIAMI	9	359	39.9	4	28	36.8	0	3	61	0
11-8	PITTSBURGH	4	166	41.5	1	0	33.2	0	1	50	1
11-14	at Indianapolis	4	161	40.3	2	5	39.0	0	4	52	0
11-21	BUFFALO	2	71	35.5	0	0	35.5	0	0	48	0
11-25	at N.Y. Jets	7	290	41.4	4	10	40.0	0	2	57	0
12-5	NEW ORLEANS	2	113	56.5	1	2	55.5	0	2	58	0
12-12	at Pittsburgh	5	217	43.4	2	1	39.2	1	1	67	0
12-19	CLEVELAND	1	34	34.0	0	0	34.0	0	1	34	0
12-26	SAN DIEGO	4	129	32.3	1	12	29.3	0	2	42	0
1-2	at Baltimore	4	162	40.5	3	14	37.0	0	1	53	0

PUNTING											
DATE	OPPONENT	NO	YDS	AVG	OPP RET	RET YDS	NET	TB	IN-20	LG	BLK
<b>2011 / CINCINNATI</b>											
9-11	at Cleveland	8	382	47.8	6	58	38.0	1	2	60	0
9-18	at Denver	5	205	41.0	0	0	37.0	1	2	48	0
9-25	SAN FRANCISCO	7	317	45.3	3	19	39.7	1	3	59	0
10-2	BUFFALO	5	192	38.4	0	0	38.4	0	2	41	0
10-9	at Jacksonville	7	334	47.7	3	3	44.4	1	1	71	0
10-16	INDIANAPOLIS	5	221	44.2	2	5	43.2	0	1	53	0
10-23	— BYE —										
10-30	at Seattle	5	226	45.2	3	38	37.6	0	1	59	0
11-6	at Tennessee	7	308	44.0	2	8	37.1	2	2	57	0
11-13	PITTSBURGH	6	276	46.0	3	15	40.2	1	1	59	0
11-20	at Baltimore	7	270	38.6	3	6	37.7	0	2	56	0
11-27	CLEVELAND	4	191	47.8	3	18	43.3	0	0	58	0
12-4	at Pittsburgh	7	317	45.3	3	65	36.0	0	4	53	0
12-11	HOUSTON	4	186	46.5	4	30	39.0	0	1	56	0
12-18	at St. Louis	5	169	33.8	0	0	33.8	0	0	43	0
12-24	ARIZONA	5	215	43.0	2	-3	39.6	1	1	51	0
1-1	BALTIMORE	4	214	53.5	1	11	45.8	1	1	65	0
<b>Postseason</b>											
1-7	at Houston	3	145	48.3	3	12	44.3	0	1	55	0
<b>2012 / CINCINNATI</b>											
9-10	at Baltimore	4	183	45.8	2	18	41.3	0	1	57	0
9-16	CLEVELAND	3	126	42.0	1	9	39.0	0	3	58	0
9-23	at Washington	4	165	41.3	1	-1	41.5	0	3	56	0
9-30	at Jacksonville	3	143	47.7	0	0	47.7	0	2	58	0
10-7	MIAMI	6	243	40.5	3	15	38.0	0	2	55	0
10-14	at Cleveland	7	354	50.6	2	60	36.3	2	2	65	0
10-21	PITTSBURGH	6	311	51.8	3	10	46.8	1	1	61	0
10-28	— BYE —										
11-4	DENVER	4	206	51.5	2	2	46.0	1	2	60	0
11-11	N.Y. GIANTS	4	193	48.3	2	28	41.3	0	2	57	0
11-18	at Kansas City	6	322	53.7	3	30	48.7	0	3	69	0
11-25	OAKLAND	5	204	40.8	2	17	37.4	0	0	45	0
12-2	at San Diego	3	114	38.0	0	0	38.0	0	3	45	0
12-9	DALLAS	3	136	45.3	2	4	44.0	0	1	50	0
12-13	at Philadelphia	5	194	38.8	1	6	33.6	1	0	49	0
12-23	at Pittsburgh	6	316	52.7	2	6	48.3	1	4	64	0
12-30	BALTIMORE	7	330	47.1	1	6	43.4	1	4	58	0
<b>Postseason</b>											
1-5	at Houston	5	233	46.6	2	14	43.8	0	3	53	0
<b>2013 / CINCINNATI</b>											
9-8	at Chicago	4	193	48.3	2	1	48.0	0	0	53	0
9-16	PITTSBURGH	7	326	46.6	2	37	38.4	1	3	61	0
9-22	GREEN BAY	3	131	43.7	0	0	43.7	0	1	55	0
9-29	at Cleveland	4	155	38.8	1	7	37.0	0	3	43	0
10-6	NEW ENGLAND	6	275	45.8	4	43	38.7	0	2	57	0
10-13	at Buffalo	5	206	41.2	2	10	39.2	0	3	50	0
10-20	at Detroit	4	189	47.3	2	1	47.0	0	1	50	0
10-27	N.Y. JETS	3	161	53.7	2	10	50.3	0	1	58	0
10-31	at Miami	4	154	38.5	0	0	38.5	0	4	50	0
11-10	at Baltimore	6	223	37.2	3	17	34.3	0	0	49	0
11-17	CLEVELAND	9	408	45.3	3	25	40.3	1	3	66	0
11-24	— BYE —										
12-1	at San Diego	4	222	55.5	1	0	55.5	0	2	75	0
12-8	INDIANAPOLIS	5	253	50.6	1	0	42.6	2	1	70	0
12-15	at Pittsburgh	2	86	43.0	2	78	4.0	0	0	48	0
12-22	MINNESOTA										
12-29	BALTIMORE										
<b>Postseason</b>											
1-5	SAN DIEGO										
<b>2014 / CINCINNATI</b>											
9-7	at Baltimore	4	151	37.8	2	2	37.3	0	3	50	0
9-14	ATLANTA	4	171	42.8	1	7	41.0	0	2	49	0
9-21	TENNESSEE	4	197	49.3	1	1	49.0	0	3	55	0
9-28	— BYE —										
10-5	at New England	4	166	41.5	3	12	38.5	0	0	51	0
10-12	CAROLINA	1	42	42.0	1	5	37.0	0	0	42	0
10-19	at Indianapolis	11	558	50.7	2	13	47.7	1	3	63	0
10-26	BALTIMORE	3	156	52.0	2	17	46.3	0	1	55	0
11-2	JACKSONVILLE	5	252	50.4	2	10	44.4	1	4	58	0
11-6	CLEVELAND	8	398	49.8	2	15	45.4	1	2	69	0
11-16	at New Orleans	2	88	44.0	1	4	42.0	0	1	47	0
11-23	at Houston	4	193	48.3	2	7	46.5	0	4	54	0
11-30	at Tampa Bay	6	289	48.2	3	21	41.3	1	1	59	0
12-7	PITTSBURGH	7	322	46.0	3	14	44.0	0	1	59	0
12-14	at Cleveland	2	77	38.5	0	0	38.5	0	1	47	0
12-22	DENVER	5	211	42.2	3	14	31.4	2	1	51	0
12-28	at Pittsburgh	3	148	49.3	2	84	21.3	0	0	59	0
<b>Postseason</b>											
1-4	at Indianapolis	8	380	47.5	5	35	43.1	0	3	62	0



# HUNT, MARGUS

DE #99

**Height:** 6-8  
**Weight:** 290  
**College:** Southern Methodist  
**Experience:** 3rd-year player in 2015

**2014 games-starts:** 12-0  
**Career games-starts:** 22-0  
**Born:** 7-14-87  
**Hometown:** Karksi-Nuia (Estonia)  
**Acquired:** D2b'13

*A second-year pro in 2014, Hunt missed four games with an ankle injury, but returned to play in the last two contests, plus the Wild Card playoff ... Played in 10 games as a rookie in 2013 and also played in Wild Card playoff ... Native of Estonia, in northern Europe, he earned international honors as a track thrower (discus, shot and hammer) before coming to U.S. on an SMU track scholarship ... When SMU track program disbanded, he joined the football team and became an immediate factor, despite lacking any gridiron experience ... Used his superior height and agility to block 17 career place kicks, including an NCAA-record 10 blocked FGs ... Closed college career with 16.5 sacks.*

**Career transactions:** Selected by Cincinnati in second round of 2013 NFL Draft (53rd overall) ... Signed with Bengals on 5-22-13.

**2014 highlights:** Played in line rotation in 12 games (Games 1-10 and 15-16) and also in Wild Card playoff ... Inactive for Games 11-14, due to ankle injury suffered Nov. 16 at New Orleans ... Had six tackles, including one sack, a pass defended and a special teams tackle ... Had a pass defended and a special teams tackle on Sept. 7 at Baltimore ... Had a six-yard sack of Blake Bortles on the final play Nov. 2 vs. Jacksonville ... Had two tackles (one for-loss) on Nov. 6 vs. Cleveland ... Had two tackles, including a shared sack, in Wild Card playoff on 1-4-15 at Indianapolis.

**2013:** Played in 10 games (Games 5 and 8-16), with four tackles, a shared sack and seven QB pressures ... Was inactive (coaches' decision) for Games 1-4 and 6-7 ... Made NFL debut in Game 5 on Oct. 6 vs. New England, and was credited by coaches with two QB pressures ... Had one tackle, the first of his career, on Oct. 27 vs. Jets ... Three QB pressures Dec. 8 vs. Indianapolis ... On Dec. 29 vs. Baltimore, had eight-yard shared sack of Joe Flacco and

added two QB pressures ... Played in all four preseason games, recording 10 tackles and one sack.

**College:** Played four seasons (2009-12) at SMU, appearing in 53 games with 27 starts ... In addition to 16.5 sacks, he had 28 tackles-for-loss on rushing plays ... His 17 blocked kicks rank second-most in NCAA history, and his 10 blocks of FG attempts set NCAA mark, surpassing total of eight set by James Ferebee of New Mexico State from 1978-81 ... Key player in SMU's return to football success, playing on bowl teams in all four of his seasons, with three wins ... Started 12 games at DE as a senior and capped his career with MVP honors in Sheraton Hawaii Bowl ... In 43-10 Hawaii Bowl rout of Fresno State, had two sacks, three tackles-for-loss and two forced fumbles (Mustangs recovered both) ... Led team in sacks (eight) as senior, nearly doubling 8.5 total from first three seasons ... First-team All-Conference USA selection, and played in Senior Bowl ... As freshman in 2009, set NCAA freshman record with seven blocked kicks, falling just one short of NCAA season record for blocks by any player.

**Track and field accomplishments:** In 2006, at age 18, won Estonia's first two gold medals in the World Junior Track and Field Championships, with a discus throw of 67.32 meters and a shot put of 20.53 meters ... First athlete in event's history to win gold medals in both discus and shot ... Qualified four times (2003-06) for World Junior Championships, and in 2005, he won gold medal in European Junior Championships with discus throw of 62.19 meters.

**Personal:** Hometown is Karksi-Nuia, Estonia ... Business major at SMU ... Has taken piano lessons, and plans to continue ... First name is pronounced "MAR-guss."

## MARGUS HUNT'S STATISTICS

YEAR	TEAM	G-S	DEFENSE							INTERCEPTIONS					SCORING				
			ST	AT	TT	SKS-YDS	PD	FF	FR-YDS	NO	YDS	AVG	LG	TD	TD	TD-IntRt	TD-FRRt	S	PTS
2013	Cincinnati	10-0	2	2	4	0.5-4	0	0	0-0	—	—	—	—	—	—	—	—	—	—
2014	Cincinnati	12-0	4	2	6	1-6	1	0	0-0	—	—	—	—	—	—	—	—	—	—
CAREER		22-0	6	4	10	1.5-10	1	0	0-0	—	—	—	—	—	—	—	—	—	—

YEAR	TEAM	SPECIAL TEAMS							KICKOFF RETURNS					PUNT RETURNS							
		ST	AT	TT	FF	FR-YDS	BP	BFG	BXP	NO	YDS	AVG	FC	LG	TD	NO	YDS	AVG	FC	LG	TD
2014	Cincinnati	1	0	1	0	0-0	0	0	0	—	—	—	—	—	—	—	—	—	—	—	—
CAREER		1	0	1	0	0-0	0	0	0	—	—	—	—	—	—	—	—	—	—	—	—

## POSTSEASON

YEAR	TEAM	G-S	DEFENSE							INTERCEPTIONS					SCORING					
			ST	AT	TT	SKS-YDS	PD	FF	FR-YDS	NO	YDS	AVG	LG	TD	TD	TD-IntRt	TD-FRRt	S	PTS	
2013	Cincinnati	1-0	0	0	0	0-0	0	0	0-0	—	—	—	—	—	—	—	—	—	—	—
2014	Cincinnati	1-0	0	2	2	0.5-4	0	0	0-0	—	—	—	—	—	—	—	—	—	—	—
CAREER		2-0	0	2	2	0.5-4	0	0	0-0	—	—	—	—	—	—	—	—	—	—	—

2014 REGULAR-SEASON GAME-BY-GAME

DATE	OPPONENT	DEFENSE								INTERCEPTIONS				
		ST	AT	TT	SKS-YDS	INT-YDS	PD	FF	FR-YDS	NO	YDS	AVG	LG	TD
9-7	at Baltimore	0	0	0	0-0	0-0	1	0	0-0	—	—	—	—	—
9-14	ATLANTA	0	0	0	0-0	0-0	0	0	0-0	—	—	—	—	—
9-21	TENNESSEE	0	1	1	0-0	0-0	0	0	0-0	—	—	—	—	—
9-28	— BYE —													
10-5	at New England	0	0	0	0-0	0-0	0	0	0-0	—	—	—	—	—
10-12	CAROLINA	0	0	0	0-0	0-0	0	0	0-0	—	—	—	—	—
10-19	at Indianapolis	0	1	1	0-0	0-0	0	0	0-0	—	—	—	—	—
10-26	BALTIMORE	1	0	1	0-0	0-0	0	0	0-0	—	—	—	—	—
11-2	JACKSONVILLE	1	0	1	1-6	0-0	0	0	0-0	—	—	—	—	—
11-6	CLEVELAND	2	0	2	0-0	0-0	0	0	0-0	—	—	—	—	—
11-16	at New Orleans	0	0	0	0-0	0-0	0	0	0-0	—	—	—	—	—
11-23	at Houston				INACTIVE									
11-30	at Tampa Bay				INACTIVE									
12-7	PITTSBURGH				INACTIVE									
12-14	at Cleveland				INACTIVE									
12-22	DENVER	0	0	0	0-0	0-0	0	0	0-0	—	—	—	—	—
12-28	at Pittsburgh	0	0	0	0-0	0-0	0	0	0-0	—	—	—	—	—
TOTALS		4	2	6	1-6	0-0	1	0	0-0	—	—	—	—	—

DATE	OPPONENT	SPECIAL TEAMS							KICKOFF RETURNS						PUNT RETURNS						
		ST	AT	TT	FF	FR-YDS	BP	BFG	BXP	NO	YDS	AVG	FC	LG	TD	NO	YDS	AVG	FC	LG	TD
9-7	at Baltimore	1	0	1	0	0-0	0	0	0	—	—	—	—	—	—	—	—	—	—	—	—
9-14	ATLANTA	0	0	0	0	0-0	0	0	0	—	—	—	—	—	—	—	—	—	—	—	—
9-21	TENNESSEE	0	0	0	0	0-0	0	0	0	—	—	—	—	—	—	—	—	—	—	—	—
9-28	— BYE —																				
10-5	at New England	0	0	0	0	0-0	0	0	0	—	—	—	—	—	—	—	—	—	—	—	—
10-12	CAROLINA	0	0	0	0	0-0	0	0	0	—	—	—	—	—	—	—	—	—	—	—	—
10-19	at Indianapolis	0	0	0	0	0-0	0	0	0	—	—	—	—	—	—	—	—	—	—	—	—
10-26	BALTIMORE	0	0	0	0	0-0	0	0	0	—	—	—	—	—	—	—	—	—	—	—	—
11-2	JACKSONVILLE	0	0	0	0	0-0	0	0	0	—	—	—	—	—	—	—	—	—	—	—	—
11-6	CLEVELAND	0	0	0	0	0-0	0	0	0	—	—	—	—	—	—	—	—	—	—	—	—
11-16	at New Orleans	0	0	0	0	0-0	0	0	0	—	—	—	—	—	—	—	—	—	—	—	—
11-23	at Houston					INACTIVE															
11-30	at Tampa Bay					INACTIVE															
12-7	PITTSBURGH					INACTIVE															
12-14	at Cleveland					INACTIVE															
12-22	DENVER	0	0	0	0	0-0	0	0	0	—	—	—	—	—	—	—	—	—	—	—	—
12-28	at Pittsburgh	0	0	0	0	0-0	0	0	0	—	—	—	—	—	—	—	—	—	—	—	—
TOTALS		1	0	1	0	0-0	0	0	0	—	—	—	—	—	—	—	—	—	—	—	—



# ILOKA, GEORGE

S #43

**Height:** 6-4  
**Weight:** 225  
**College:** Boise State  
**Experience:** 4th-year player in 2015

**2014 games-starts:** 16-16  
**Career games-starts:** 39-32  
**Born:** 3-31-90  
**Hometown:** Houston, Texas  
**Acquired:** D5c12

*Iloka played his second year as starting SS in 2014 and continued to improve his production ... Tied for second on team with three INTs, and ranked fourth in tackles (74) and fourth in passes defended (10) ... Had two INTs on Sept. 14 vs. Atlanta ... In 2013, led secondary with 67 tackles while recording eight passes defended, two fumble recoveries, one forced fumble and one INT ... Exhibits great range and speed, and uses his length as an advantage in coverage.*

**Career transactions:** Selected by Cincinnati in fifth round of 2012 NFL Draft (167th overall) ... Signed with Bengals on 5-10-12.

**2014 highlights:** Started at SS in Games 1-16 and in Wild Card playoff ... Had 74 tackles in regular season (fifth on team), three INTs (tied for second on team) and 10 passes defended (fourth on team) ... On Sept. 14 vs. Atlanta, intercepted two Matt Ryan passes, with 42 return yards, and also had a tackle and an additional pass defended ... Led team with eight tackles Sept. 21 vs. Tennessee, and had a pass defended that led to an INT by DE Robert Geathers, setting up 17-yard TD drive for 19-0 lead ... Tied for team lead with nine tackles on Oct. 5 at New England ... Five tackles Oct. 26 at Baltimore, and his coverage of Steve Smith Jr. led to key offensive pass interference penalty in final minute, preserving Cincinnati win ... On Nov. 2 vs. Jacksonville, his end-zone INT against Blake Bortles helped seal victory in fourth quarter, ending a Jaguars drive that had reached Cincinnati 14-yard line ... Tied for secondary lead with four tackles and recorded a pass defended on Nov. 23 at Houston ... Three tackles on Dec. 14 at Cleveland ... Two tackles and a pass defended on Dec. 22 vs. Denver ... Led secondary and tied for team lead with seven tackles (two for-loss) on Dec. 28 at Pittsburgh ... Five tackles in Wild Card playoff on 1-4-15 at Indianapolis.

**Previous seasons:** 2012—Rookie played in seven games (Games 1-4, 7 and 9-10) and in Wild Card playoff ... Inactive for remaining contests ...

Had two special teams tackles in regular season, both on Sept. 16 vs. Cleveland. 2013—Started Games 1-16 and Wild Card playoff at SS ... Had one INT, two forced fumbles, a fumble recovery and eight passes defended ... Made first career start Sept. 8 at Chicago, logging four tackles ... Three tackles Sept. 16 vs. Pittsburgh, including big stop in third quarter, when he forced a punt by stopping RB Isaac Redman for a one-yard gain on a third-and-two play ... On Sept. 29 at Cleveland, tied for secondary lead with six tackles and led team in passes defended (two) ... Three tackles Oct. 6 vs. New England, and forced an Aaron Dobson fumble (Patriots recovered) ... Led secondary with eight tackles (second on team) Oct. 13 at Buffalo ... Led secondary with seven tackles Oct. 20 at Detroit ... On Dec. 1 at San Diego, recovered an Antonio Gates fumble at Bengals 18 on game's opening drive, and he forced a Keenan Allen fumble that Bengals recovered in fourth quarter ... Had first career INT Dec. 22 vs. Minnesota, catching deflected ball while lying on turf at Bengals' 25 following mid-air battle for pass ... Two tackles in Wild Card playoff 1-5-14 vs. San Diego.

**College:** Played four seasons (2008-11) at Boise State, seeing action in all 53 possible games and starting every game his last three seasons ... Broncos went 50-3 in his four seasons, and from 2008-11, they finished with AP national rankings of No. 11, No. 4, No. 10 and No. 8 ... Started 11 games at FS and two at CB as senior in 2011 as BSU posted 12-1 record, outscoring foes by an average of 44-19 ... Earned All-Mountain West Conference first-team honors from league coaches as a senior and closed career with berth in Senior Bowl ... In 2008, was youngest player in the WAC at 17, and played in every game with five starts for team that went 12-0 before losing to TCU in Poinsettia Bowl.

**Personal:** Hometown is Houston, Texas ... Attended Kempner High School, where he was an all-league selection and team captain as a senior ... Played primarily WR as a prep junior ... General studies major at Boise State ... Enjoys dining out, movies and internet shopping ... Last name is pronounced "ie(rhymes with 'tie')-LO-kuh."

## GEORGE ILOKA'S STATISTICS

YEAR	TEAM	G-S	DEFENSE							INTERCEPTIONS					SCORING				
			ST	AT	TT	SKS-YDS	PD	FF	FR-YDS	NO	YDS	AVG	LG	TD	TD	TD-IntRt	TD-FRRt	S	PTS
2012	Cincinnati	7-0	0	0	0	0-0	0	0	0-0	0	0	—	—	0	—	—	—	—	—
2013	Cincinnati	16-16	43	24	67	0-0	8	2	1-0	1	-1	-1.0	-1	0	—	—	—	—	—
2014	Cincinnati	16-16	48	26	74	0-0	10	0	0-0	3	58	19.3	28	0	—	—	—	—	—
CAREER		39-32	91	50	141	0-0	18	2	1-0	4	57	14.3	28	0	—	—	—	—	—

YEAR	TEAM	SPECIAL TEAMS							KICKOFF RETURNS					PUNT RETURNS							
		ST	AT	TT	FF	FR-YDS	BP	BFG	BXP	NO	YDS	AVG	FC	LG	TD	NO	YDS	AVG	FC	LG	TD
2012	Cincinnati	2	0	2	0	0-0	0	0	0	—	—	—	—	—	—	—	—	—	—	—	—
CAREER		2	0	2	0	0-0	0	0	0	—	—	—	—	—	—	—	—	—	—	—	—

## POSTSEASON

YEAR	TEAM	G-S	DEFENSE							INTERCEPTIONS					SCORING					
			ST	AT	TT	SKS-YDS	PD	FF	FR-YDS	NO	YDS	AVG	LG	TD	TD	TD-IntRt	TD-FRRt	S	PTS	
2012	Cincinnati	1-0	0	0	0	0-0	0	0	0-0	—	—	—	—	—	—	—	—	—	—	—
2013	Cincinnati	1-1	2	0	2	0-0	0	0	0-0	—	—	—	—	—	—	—	—	—	—	—
2014	Cincinnati	1-1	2	3	5	0-0	0	0	0-0	—	—	—	—	—	—	—	—	—	—	—
CAREER		3-2	4	3	7	0-0	0	0	0-0	—	—	—	—	—	—	—	—	—	—	—

2014 REGULAR-SEASON GAME-BY-GAME

DATE	OPPONENT	DEFENSE									INTERCEPTIONS				
		ST	AT	TT	SKS-YDS	INT-YDS	PD	FF	FR-YDS	NO	YDS	AVG	LG	TD	
9-7	at Baltimore	4	0	4	0-0	0-0	0	0	0-0	0	0	—	—	0	
9-14	ATLANTA	1	0	1	0-0	2-42	3	0	0-0	2	42	21.0	28	0	
9-21	TENNESSEE	7	1	8	0-0	0-0	1	0	0-0	0	0	—	—	0	
9-28	— BYE —														
10-5	at New England	5	4	9	0-0	0-0	0	0	0-0	0	0	—	—	0	
10-12	CAROLINA	0	2	2	0-0	0-0	1	0	0-0	0	0	—	—	0	
10-19	at Indianapolis	3	2	5	0-0	0-0	0	0	0-0	0	0	—	—	0	
10-26	BALTIMORE	2	3	5	0-0	0-0	0	0	0-0	0	0	—	—	0	
11-2	JACKSONVILLE	5	0	5	0-0	1-16	2	0	0-0	1	16	16.0	16	0	
11-6	CLEVELAND	7	1	8	0-0	0-0	1	0	0-0	0	0	—	—	0	
11-16	at New Orleans	1	0	1	0-0	0-0	0	0	0-0	0	0	—	—	0	
11-23	at Houston	2	2	4	0-0	0-0	1	0	0-0	0	0	—	—	0	
11-30	at Tampa Bay	1	3	4	0-0	0-0	0	0	0-0	0	0	—	—	0	
12-7	PITTSBURGH	4	2	6	0-0	0-0	0	0	0-0	0	0	—	—	0	
12-14	at Cleveland	2	1	3	0-0	0-0	0	0	0-0	0	0	—	—	0	
12-22	DENVER	0	2	2	0-0	0-0	1	0	0-0	0	0	—	—	0	
12-28	at Pittsburgh	4	3	7	0-0	0-0	0	0	0-0	0	0	—	—	0	
TOTALS		48	26	74	0-0	3-58	10	0	0-0	3	58	19.3	28	0	



## JASPERSE, CHRIS

CIG #62

**Height:** 6-3  
**Weight:** 300  
**College:** Marshall  
**Experience:** Rookie in 2015

**2014 games-starts:** 0-0  
**Career games-starts:** 0-0  
**Born:** 4-4-91  
**Hometown:** Greensboro, N.C.  
**Acquired:** CFA'15

*College free agent signee was a coaches' All-Conference USA first-team selection in each of his last two seasons ... Started every game over his four seasons, and his total of 53 starts is a Marshall record ... His 4040 career snaps was the most among active FBS offensive linemen as the 2014 season concluded ... One of key team leaders on 2013 and 2014 teams that went 10-4 and 13-1, respectively, with two bowl wins and a Conference USA title ... Voted season (and bowl) co-captain by teammates for 2013 and 2014 ... Came to Marshall as invited walk-on and earned a scholarship in December 2010.*

**Career transactions:** Signed with Cincinnati as college free agent on 5-8-15.


**More college highlights:** Played four seasons (2011-14) at Marshall, with a redshirt year in 2010 ... His 53 consecutive starts are tied for third in major college history, one short of record of 54 held by Hawaii center John Estes (2006-09) and Northern Illinois OT Trevor Olson (2008-11.) **2014—**

Started all 14 games at center for a Marshall team that finished 22nd in final national polls and won the Boca Raton Bowl with a 52-point effort (52-23) over Northern Illinois. **2013—**Started all 14 games at center and helped Marshall to Military Bowl victory over Maryland ... Helped offense average 500.4 yards per game. **2012—**Started nine games at center and the last three at right guard ... An All-Conference USA Honorable Mention selection by coaches as he helped offense average 534.3 yards per game. **2011—**Started at center in all 13 games ... Named to Conference USA All-Freshman Team. **2010—**Redshirted ... Began season as invited walk-on.

**High school:** Attended Page High School (Greensboro, N.C.) ... Playing OT, helped lead team to 2007 state championship.

**Personal:** Hometown is Greensboro, N.C. ... Earned degree from Marshall in sports management ... Avid outdoorsman, enjoying hunting and fishing ... Last name is pronounced "JASS-pers."





# JOHNSON, JOSH

QB #8

**Height:** 6-3  
**Weight:** 210  
**College:** San Diego  
**Experience:** 7th-year player in 2015

**2014 games-starts:** 0-0  
**Career games-starts:** 29-5  
**Born:** 5-15-86  
**Hometown:** Oakland, Calif.  
**Acquired:** UFA(S.F.)'15

*A seventh-year NFL player in 2015, Johnson was a Bengal in 2013 and rejoins team as unrestricted free agent ... On San Francisco roster for 13 games in 2014, inactive for each game ... Active as Andy Dalton's backup for every Bengals game in '13, playing in two ... Career NFL totals include 29 games and five starts, with 96-for-177 passing (54.2 percent) for 1042 yards, five TDs and 10 INTs ... Has career rushing average of 6.2 yards per carry (44-for-274).*

**Career transactions:** Selected by Tampa Bay in fifth round of 2008 NFL Draft (160th overall) ... Signed with Buccaneers on 7-26-08 ... Signed with San Francisco as unrestricted free agent on 3-22-12 ... Waived by 49ers on 8-31-12 ... Signed with Cleveland as free agent on 12-26-12 ... Signed with Cincinnati as unrestricted free agent on 3-23-13 ... Contract terminated by Bengals on 5-12-14 ... Signed with San Francisco as free agent on 5-15-14 ... Contract terminated by 49ers on 9-20-14 ... Re-signed with 49ers on 9-23-14 ... Contract terminated by 49ers on 10-10-14 ... Re-signed with 49ers on 10-14-14 ... Contract terminated by 49ers on 10-17-14 ... Re-signed with 49ers on 10-21-14 ... Signed with Cincinnati as unrestricted free agent on 4-2-15.

**2014 Highlights:** On San Francisco roster for 13 games, but did not play ... His 49ers preseason stats included 27-of-36 passing with three TDs.

**Previous Seasons:** **2008**—Fifth-round Tampa Bay selection was in uniform for all 16 games as designated third QB, but did not see game action. **2009**—Played for Tampa Bay in six games, with four starts ... Passed 63 of 125 for 685 yards, with four TDs and eight INTs ... Made NFL debut (no passing statistics) on Sept. 20 at Buffalo ... Recorded first career completion on Sept. 27 vs. N.Y. Giants, on six-yard pass to WR Antonio Bryant in fourth quarter ... Made first career NFL start on Oct. 4 at Washington, passing 13-for-22 for 106 yards and one TD ... On Oct. 11 at Philadelphia, launched 50 attempts, completing 26

for 240 yards, two TDs and three INTs, and rushed for a game-high 40 yards on five carries. **2010**—Played in 11 games as a reserve for Tampa Bay team that finished 10-6 but missed playoffs ... Recorded 87.5 completion percentage, hitting 14 of 16 passes for 111 yards ... On Sept. 26 vs. Pittsburgh, recorded a career-high passer rating of 113.2, going six-for-six for 67 yards. **2011**—Played in nine games for Bucs, completing 19-of-36 attempts for 246-1-0 ... On Dec. 4 vs. Carolina, started in place of injured Josh Freeman and posted 83.7 passer rating, on 16-for-27 for 229-1-0 yards with one TD and one INT. **2012**—Played in all four San Francisco preseason games, posting 115.3 passer rating ... Following release by 49ers in final cuts, signed with Sacramento Mountain Lions in United Football League and started two games, passing 28-for-48 for 397 yards with two TDs and one INT ... Returned to NFL with Cleveland during practice week for regular-season finale at Pittsburgh, and played briefly vs. Steelers (no pass attempts). **2013**—Spent entire season on Bengals active roster after signing as unrestricted free agent, filling No. 2 QB role behind Andy Dalton ... Appeared in two games, totaling seven rushing attempts for 20 yards.

**College:** Played four seasons (2004-07) in FCS ranks with San Diego ... Appeared in 41 games with 34 starts ... Finished career with FCS record for passing efficiency (176.68) and with school records for TD passes (113) completions (724) and passing yards (9699) ... Passed for 43 yards and 2988 yards as a senior.

**Personal:** Hometown is Oakland, Calif. ... Attended Oakland Tech High School, where as a senior he earned first-team All-City honors in football and honorable mention All-City in basketball ... Majored at San Diego in communications, with a minor in business administration ... Cousin of Seahawks RB Marshawn Lynch ... His "Fam1st Family Foundation" has offered aid to families in literacy, life skills, and athletics.

## JOSH JOHNSON'S STATISTICS

YEAR	TEAM	G-S	PASSING											
			ATT	CMP	CMP%	YDS	YDS/ATT	TD	TD%	INT	INT%	LG	SKD-YDS	RAT
2008	Tampa Bay	0-0	DID NOT PLAY*											
2009	Tampa Bay	6-4	125	63	50.4	685	5.48	4	3.2	8	6.4	35	11-59	50.9
2010	Tampa Bay	11-0	16	14	87.5	111	6.94	0	0.0	0	0.0	22	2-8	95.6
2011	Tampa Bay	9-1	36	19	52.8	246	6.83	1	2.8	2	5.6	42	3-24	60.6
2012	Cleveland	1-0	0	0	—	0	—	0	—	0	—	—	1-8	—
2013	Cincinnati	2-0	0	0	—	0	—	0	—	0	—	—	0-0	—
2014	San Francisco	0-0	DID NOT PLAY*											
T.B. TOTALS		26-5	177	96	54.2	1042	5.89	5	2.8	10	5.6	42	16-91	57.7
CLE. TOTALS		1-0	0	0	—	0	—	0	—	0	—	—	1-8	—
CIN. TOTALS		2-0	0	0	—	0	—	0	—	0	—	—	0-0	—
S.F. TOTALS		0-0	0	0	—	0	—	0	—	0	—	—	0-0	—
CAREER		29-5	177	96	54.2	1042	5.89	5	2.8	10	5.6	42	17-99	57.7

YEAR	TEAM	RUSHING					RECEIVING					SCORING					
		ATT	YDS	AVG	LG	TD	NO	YDS	AVG	LG	TD	TD	TD-R	TD-P	TD-Rt	2-PTC	PTS
2009	Tampa Bay	22	148	6.7	29	0	—	—	—	—	—	—	—	—	—	—	—
2010	Tampa Bay	4	39	9.8	14	0	—	—	—	—	—	—	—	—	—	—	—
2011	Tampa Bay	11	67	6.1	14	0	—	—	—	—	—	—	—	—	—	—	—
2013	Cincinnati	7	20	2.9	10	0	—	—	—	—	—	—	—	—	—	—	—
T.B. TOTALS		37	254	6.9	29	0	—	—	—	—	—	—	—	—	—	—	—
CIN. TOTALS		7	20	2.9	10	0	—	—	—	—	—	—	—	—	—	—	—
CAREER		44	274	6.2	29	0	—	—	—	—	—	—	—	—	—	—	—

**PASSING SINGLE-GAME HIGHS:** ATTEMPTS—50 (for Tampa Bay; 10-11-09 at Philadelphia). COMPLETIONS—26 (for Tampa Bay; 10-11-09 at Philadelphia). YARDS—240 (for Tampa Bay; 10-11-09 at Philadelphia). TOUCHDOWNS—2 (for Tampa Bay; 10-11-09 at Philadelphia). INTERCEPTIONS—3 (two times; most recently for Tampa Bay on 10-25-09 vs. New England). LONG—42 (for Tampa Bay; 12-4-11 vs. Carolina). RATING (minimum 14 attempts)—83.7 (for Tampa Bay; 12-4-11 vs. Carolina).

**RUSHING SINGLE-GAME HIGHS:** ATTEMPTS—8 (for Tampa Bay; 10-18-09 vs. Carolina). YARDS—45 (two times; most recently for Tampa Bay on 12-4-11 vs. Carolina). LONG—29 (for Tampa Bay; 10-11-09 at Philadelphia). TOUCHDOWNS—(none).

## POSTSEASON

YEAR	TEAM	G-S	PASSING											
			ATT	CMP	CMP%	YDS	YDS/ATT	TD	TD%	INT	INT%	LG	SKD-YDS	RAT
2013	Cincinnati	0-0	DID NOT PLAY*											
CAREER		0-0	0	0	—	0	—	0	—	0	—	—	0-0	—

\* NOTE: Johnson was inactive for 16 regular-season games with Tampa Bay in 2008. In 2013, he was active/did not play for one postseason game with Cincinnati. In 2014, he was inactive for 13 games with San Francisco.



## JOHNSON, MICHAEL

DE #90

**Height:** 6-7  
**Weight:** 280  
**College:** Georgia Tech  
**Experience:** 7th-year player in 2015

**2014 games-starts:** 14-13  
**Career games-starts:** 93-58  
**Born:** 2-7-87  
**Hometown:** Selma, Ala.  
**Acquired:** FA'15

*A Bengal for five seasons (2009-13) and the team's franchise player in '13, Johnson returns to Cincinnati as a major free agent acquisition after spending 2014 with Tampa Bay ... Logged 11.5 sacks for Bengals in '12, and in '13 he led Cincinnati defensive line tackles (74) and had 33 QB pressures with 3.5 sacks ... Played in 79 of a possible 80 regular-season games during his first Bengals stint and also played in all four Cincinnati postseason games in that period.*

**Career transactions:** Selected by Cincinnati in third round of 2009 NFL Draft (70th overall) ... Signed with Bengals on 7-29-09 ... Designated as Bengals franchise player on 3-1-13 ... Re-signed with Bengals as designated franchise player on 3-15-13 ... Signed with Tampa Bay as unrestricted free agent on 3-14-14 ... Contract terminated by Buccaneers on 3-11-15 ... Signed with Cincinnati as free agent on 3-15-15.

**2014 highlights:** Played in 14 games for Tampa Bay, starting 13 ... Totaled 27 tackles, including five for-loss, four sacks and two forced fumbles ... In upset win Sept. 28 at Pittsburgh, set up Bucs for an early 7-0 lead when he sacked Ben Roethlisberger at Steelers nine on game's third scrimmage play, forcing a fumble that Tampa Bay recovered at the five ... Also at Pittsburgh, had three-yard sack of Roethlisberger in second quarter, and part of defensive front that limited the Steelers' top-ranked rushing attack to 85 yards on 27 carries ... On Nov. 16 at Washington, recorded two tackles, including a sack ... On Dec. 21 vs. Green Bay, recorded three tackles, one sack, and one forced fumble.

**Previous seasons:** **2009**—Increased his role as his rookie season progressed and led Bengals D-line in passes defended (five), including key PD in win over Detroit ... Tied for seventh in special teams tackles (seven) ... Had his first entry in sacks column Nov. 8 vs. Baltimore, when he shared a fourth-down, fourth-quarter drop of Joe Flacco to seal victory ... On Dec. 6 vs. Detroit, deflected a Matt Stafford pass that DE Jonathan Fanene intercepted for 45-yard TD, tying score at 7-7 in second quarter ... Also vs. Detroit, had his first solo sack, a nine-yarder against Stafford ... In division-clinching win Dec. 27 vs. Kansas City, had eight-yard sack of Matt Cassel and a fourth-quarter pass defended to force a punt ... Tied for special teams tackles lead (two) in Wild Card playoff on 1-9-10 vs. N.Y. Jets. **2010**—Switched from DE to LB for start of season, but resumed seeing DE action when starters were out with injuries ... Had 10 starts at DE for the year, including the last eight games ... Led Bengals in tackles-for-loss (eight), second in QB pressures (17), and tied for front-seven lead in passes defended (four) ... On Dec. 12 at Pittsburgh, led line with eight tackles, including a sack, and his five QB pressures tied Bengals' individual game high for season ... **2011**—Led front-seven in passes defended (six) ... Was first of two Bengals in 2011 to log an entry in every column of defensive stat sheet (tackles, sacks, passes defended, INTs, forced fumbles and fumble recoveries) ... In win Sept. 11 at Cleveland, had team's first INT of season in fourth quarter and tied for team lead in total passes defended (three) ... Had seven tackles on Sept. 18 at Denver, including a sack and forced fumble against Kyle Orton ... Had a nine-yard sack of Curtis Painter on Oct. 16 vs. Indianapolis, and also recovered a first-quarter fumble from Colts TE Dallas Clark ... Seven tackles in key win Dec. 4 at Pittsburgh, including eight-yard sack and two tackles for loss ... One tackle in Wild Card playoff on 1-7-12 at Houston. **2012**—His 11.5 sacks were second-most by a Bengal since 1983, topped only by Geno Atkins' 12.5 (also in '12) ... Second on D-line in tackles (70) and had an INT, a fumble recovery and three passes defended ... Third on team in both QB pressures (25)

and tackles-for-loss (seven) ... Played in all 16 games, with 15 starts at RDE (Games 1-13 and 15-16) ... Also started in Wild Card playoff ... Named AFC Defensive Player of the Week for his performance Sept. 23 at Washington, when he recorded career-high 3.0 (for 17 yards) against Robert Griffin III and was also credited by coaches with five additional QB pressures while leading line with seven total tackles ... His three tackles Sept. 16 vs. Cleveland included a five-yard sack of Brandon Weeden, and he recovered a Chris Ogbonnaya fumble at Browns 43 in second quarter ... On Oct. 14 at Cleveland, intercepted a deflected Brandon Weeden pass in first quarter, setting up a TD ... Personal season-high 10 tackles (led D-line and second on team) in playoff-clinching win on Dec. 23 at Pittsburgh, including an eight-yard sack of Ben Roethlisberger ... Three tackles Dec. 30 vs. Baltimore, including two sacks — one of Joe Flacco and one of Tyrod Taylor ... Five tackles in Wild Card playoff on 1-5-13 at Houston. **2013**—Played in 15 Bengals games, missing only Oct. 6 vs. New England, due to concussion suffered Sept. 29 at Cleveland ... Despite missing one game, he led defensive line and ranked third on team with 74 tackles ... Had 3.5 sacks, two forced fumbles and an INT ... Second on line with nine passes defended and second on team with 33 QB pressures ... On Sept. 8 at Chicago, recorded five tackles (led line) ... Credited by coaches with eight QB pressures (tied for team high for season) on Sept. 16 vs. Pittsburgh ... On Sept. 22 vs. Green Bay, initiated the game-winning play when he stopped RB Johnathan Franklin for no gain on fourth-and-one play in fourth quarter and forced a fumble that Bengals returned for TD ... Also vs. Green Bay, had a five-yard sack and a shared eight-yard sack of Aaron Rodgers ... Five tackles, one pass defended and a team-high six QB pressures Oct. 20 at Detroit ... Five tackles, including a seven-yard sack of Ryan Tannehill in fourth quarter, on Oct. 31 at Miami ... On Nov. 17 vs. Cleveland, made first key play in comeback win when he deflected a pass that James Harrison intercepted to set up first Bengals TD ... Also vs. Cleveland, had a fourth-quarter INT, a shared sack and forced fumble, and additional pass defended, two QB pressures and five tackles (tied for line lead) ... Five tackles and team-high three QB pressures Dec. 22 vs. Minnesota ... Had seven tackles including an eight-yard shared sack Dec. 29 vs. Baltimore ... Three tackles in Wild Card playoff vs. San Diego on 1-5-14.

**College:** Played in 49 games over four seasons (2005-08) at Georgia Tech ... Team captain as senior, he broke into starting lineup, and his nine sacks helped him earn first-team All-America honors from American Football Coaches Association ... Though he played only one year as a starter, he finished career as a significant playmaker, with 19 sacks, 10 forced fumbles, three blocked FGs and 30.5 tackles for loss ... Posted 17.5 of his tackles for loss as a senior starter ... Having been 10 classes short of his college degree when he was drafted by the Bengals in 2009, Johnson returned to Georgia Tech to complete those courses in the offseasons of '11, '13 and '15 to earn his bachelor's degree in business administration, which he received in May of '15.

**Personal:** Hometown is Selma, Ala. ... Attended Dallas County High School, playing DE and TE, and as a senior, he caught 42-for-650 with six TDs while adding 92 tackles with 14 sacks ... Also an outstanding prep basketball player, averaging 16 points and 10 rebounds as a junior ... Hobbies include playing spades and basketball ... Enjoys community work with children's causes, and has started a foundation, the MJ93 Fund ... This past March, returned to his hometown to attend the Selma 50th Anniversary Bridge Crossing Jubilee, commemorating the historic 1965 Selma-to-Montgomery civil rights march.

### MICHAEL JOHNSON'S STATISTICS

YEAR	TEAM	G-S	DEFENSE							INTERCEPTIONS					SCORING				
			ST	AT	TT	SKS-YDS	PD	FF	FR-YDS	NO	YDS	AVG	LG	TD	TD	TD-IntRt	TD-FRRt	S	PTS
2009	Cincinnati	16-0	11	5	16	3-26	5	0	0-0	0	0	—	—	0	—	—	—	—	
2010	Cincinnati	16-10	22	27	49	2.5-10	4	0	0-0	0	0	—	—	0	—	—	—	—	
2011	Cincinnati	16-5	27	24	51	6-39.5	6	1	1-0	1	0	0.0	0	0	—	—	—	—	
2012	Cincinnati	16-15	40	30	70	11.5-71	3	0	1-0	1	3	3.0	3	0	—	—	—	—	
2013	Cincinnati	15-15	42	32	74	3.5-23	9	2	0-0	1	7	7.0	7	0	—	—	—	—	
2014	Tampa Bay	14-13	20	7	27	4-22	0	2	0-0	0	0	—	—	0	—	—	—	—	
CIN. TOTALS		79-45	142	118	260	26.5-169.5	27	3	2-0	3	10	3.3	7	0	—	—	—	—	
T.B. TOTALS		14-13	20	7	27	4-22	0	2	0-0	0	0	—	—	0	—	—	—	—	
CAREER		93-58	162	125	287	30.5-191.5	27	5	2-0	3	10	3.3	7	0	—	—	—	—	

YEAR	TEAM	SPECIAL TEAMS							KICKOFF RETURNS						PUNT RETURNS					
		ST	AT	TT	FF	FR-YDS	BP	BFG	BXP	NO	YDS	AVG	FC	LG	TD	NO	YDS	AVG	FC	LG
2009	Cincinnati	5	2	7	0	0-0	0	0	0	—	—	—	—	—	—	—	—	—	—	—
2010	Cincinnati	1	0	1	0	1-0	0	0	0	—	—	—	—	—	—	—	—	—	—	—
CAREER		6	2	8	0	1-0	0	0	0	—	—	—	—	—	—	—	—	—	—	—

### POSTSEASON

YEAR	TEAM	G-S	DEFENSE							INTERCEPTIONS					SCORING				
			ST	AT	TT	SKS-YDS	PD	FF	FR-YDS	NO	YDS	AVG	LG	TD	TD	TD-IntRt	TD-FRRt	S	PTS
2009	Cincinnati	1-0	0	1	1	0-0	0	0	0-0	—	—	—	—	—	—	—	—	—	
2011	Cincinnati	1-0	0	1	1	0-0	0	0	0-0	—	—	—	—	—	—	—	—	—	
2012	Cincinnati	1-1	2	3	5	0-0	0	0	0-0	—	—	—	—	—	—	—	—	—	
2013	Cincinnati	1-1	1	2	3	0-0	0	0	0-0	—	—	—	—	—	—	—	—	—	
CAREER		4-2	3	7	10	0-0	0	0	0-0	—	—	—	—	—	—	—	—	—	

YEAR	TEAM	SPECIAL TEAMS							KICKOFF RETURNS						PUNT RETURNS					
		ST	AT	TT	FF	FR-YDS	BP	BFG	BXP	NO	YDS	AVG	FC	LG	TD	NO	YDS	AVG	FC	LG
2009	Cincinnati	1	1	2	0	0-0	0	0	0	—	—	—	—	—	—	—	—	—	—	—
CAREER		1	1	2	0	0-0	0	0	0	—	—	—	—	—	—	—	—	—	—	—

### 2014 REGULAR-SEASON GAME-BY-GAME

DATE	OPPONENT	DEFENSE									INTERCEPTIONS				
		ST	AT	TT	SKS-YDS	INT-YDS	PD	FF	FR-YDS	NO	YDS	AVG	LG	TD	
Tampa Bay															
9-7	CAROLINA	3	3	6	0-0	0-0	0	0	0-0	—	—	—	—	—	
9-14	ST. LOUIS	INACTIVE													
9-18	at Atlanta	0	0	0	0-0	0-0	0	0	0-0	—	—	—	—	—	
9-28	at Pittsburgh	4	1	5	2-8	0-0	0	1	0-0	—	—	—	—	—	
10-5	at New Orleans	0	0	0	0-0	0-0	0	0	0-0	—	—	—	—	—	
10-12	BALTIMORE	2	0	2	0-0	0-0	0	0	0-0	—	—	—	—	—	
10-19	— BYE —														
10-26	MINNESOTA	2	0	2	0-0	0-0	0	0	0-0	—	—	—	—	—	
11-2	at Cleveland	0	0	0	0-0	0-0	0	0	0-0	—	—	—	—	—	
11-9	ATLANTA	INACTIVE													
11-16	at Washington	2	0	2	1-6	0-0	0	0	0-0	—	—	—	—	—	
11-23	at Chicago	1	0	1	0-0	0-0	0	0	0-0	—	—	—	—	—	
11-30	CINCINNATI	2	0	2	0-0	0-0	0	0	0-0	—	—	—	—	—	
12-7	at Detroit	0	1	1	0-0	0-0	0	0	0-0	—	—	—	—	—	
12-14	at Carolina	2	0	2	0-0	0-0	0	0	0-0	—	—	—	—	—	
12-21	GREEN BAY	1	2	3	1-8	0-0	0	1	0-0	—	—	—	—	—	
12-28	NEW ORLEANS	1	0	1	0-0	0-0	0	0	0-0	—	—	—	—	—	
TOTALS		20	7	27	4-22	0-0	0	2	0-0	—	—	—	—	—	



# JOHNSON, NICO

LB #52

**Height:** 6-2  
**Weight:** 255  
**College:** Alabama  
**Experience:** 3rd-year player in 2015

**2014 games-starts:** 11-2 (0-0 K.C.; 11-2 Cin.)  
**Career games-starts:** 18-3  
**Born:** 6-19-90  
**Hometown:** Andalusia, Ala.  
**Acquired:** PS(K.C.)'14

*A second-year pro in 2014, Johnson joined Bengals prior to Game 6, signed from Kansas City's practice squad ... Played key role as an injury replacement, starting two games at MLB, both games won by Cincinnati ... A fourth-round draft choice by Kansas City in 2013, he was on Chiefs roster all season, playing in seven games with one start (seven tackles).*

**Career transactions:** Selected by Kansas City in fourth round of 2013 NFL Draft (99th overall) ... Signed with Chiefs on 6-6-13 ... Waived by Chiefs on 8-30-14 ... Signed to Chiefs practice squad on 9-1-14 ... Signed with Cincinnati on 10-15-14.

**2014 highlights:** Signed to the Bengals' roster prior to Game 6, and played in Games 6-16, with starts at MLB in Games 8-9, replacing injured starter Rey Mauluga ... Had 11 tackles (two for-loss) on defense and four on special teams ... Recorded two special teams tackles on Oct. 26 vs. Baltimore ... Started for injured Rey Mauluga at MLB on Nov. 2 vs. Jacksonville and had one tackle, for a loss ... Started for Mauluga again on Nov. 6 vs. Cleveland and tied for second on the team with 10 tackles, including one for a loss ... Had one special teams tackle on Nov. 23 at Houston ... Spent preseason with Kansas City,

playing all four preseason games, and was on Chiefs practice squad for their Games 1-6.

**2013:** Rookie saw action for Chiefs in seven games (Games 4, 6-8, 13-14 and 16) ... Started and logged seven tackles in regular season finale, Dec. 29 at San Diego, as Chiefs had playoff berth clinched and rested many usual starters ... Inactive for playoff game at Indianapolis ... Inactive for eight regular season games, and active-DNP for one contest.

**College:** Played four seasons (2009-12) at Alabama, seeing action in 52 games (21 starts) ... Was one of only two players to see action for Crimson Tide's national championship teams in 2009, '11 and '12 ... Played in all 14 games for '12 national champs (five starts) and had career-best 55 tackles, with two forced fumbles.

**Personal:** Hometown is Andalusia, Ala. ... Played at Andalusia High School, where he was finalist for first prep Butkus Award and made selection list for U.S. Army All-American Bowl ... Criminal justice major at Alabama ... First name is pronounced "NEE-ko."

## NICO JOHNSON'S STATISTICS

YEAR	TEAM	G-S	DEFENSE							INTERCEPTIONS					SCORING				
			ST	AT	TT	SKS-YDS	PD	FF	FR-YDS	NO	YDS	AVG	LG	TD	TD	TD-IntRt	TD-FRRt	S	PTS
2013	Kansas City	7-1	5	2	7	0-0	0	0	0-0	—	—	—	—	—	—	—	—	—	—
2014	Kansas City	0-0	DID NOT PLAY*							DID NOT PLAY*					DID NOT PLAY*				
	Cincinnati	11-2	7	4	11	0-0	0	0	0-0	—	—	—	—	—	—	—	—	—	—
K.C. TOTALS		7-1	5	2	7	0-0	0	0	0-0	—	—	—	—	—	—	—	—	—	—
CIN. TOTALS		11-2	7	4	11	0-0	0	0	0-0	—	—	—	—	—	—	—	—	—	—
CAREER		18-3	12	6	18	0-0	0	0	0-0	—	—	—	—	—	—	—	—	—	—

YEAR	TEAM	ST	AT	TT	FF	SPECIAL TEAMS				KICKOFF RETURNS					PUNT RETURNS				
						FR-YDS	BP	BFG	BXP	NO	YDS	AVG	FC	LG	TD	NO	YDS	AVG	FC
2014	Cincinnati	1	3	4	0	0-0	0	0	0	—	—	—	—	—	—	—	—	—	—
CAREER		1	3	4	0	0-0	0	0	0	—	—	—	—	—	—	—	—	—	—

## POSTSEASON

YEAR	TEAM	G-S	DEFENSE							INTERCEPTIONS					SCORING				
			ST	AT	TT	SKS-YDS	PD	FF	FR-YDS	NO	YDS	AVG	LG	TD	TD	TD-IntRt	TD-FRRt	S	PTS
2013	Kansas City	1-0	0	0	0	0-0	0	0	0-0	—	—	—	—	—	—	—	—	—	—
2014	Cincinnati	1-0	0	0	0	0-0	0	0	0-0	—	—	—	—	—	—	—	—	—	—
K.C. TOTALS		1-0	0	0	0	0-0	0	0	0-0	—	—	—	—	—	—	—	—	—	—
CIN. TOTALS		1-0	0	0	0	0-0	0	0	0-0	—	—	—	—	—	—	—	—	—	—
CAREER		2-0	0	0	0	0-0	0	0	0-0	—	—	—	—	—	—	—	—	—	—

YEAR	TEAM	ST	AT	TT	FF	SPECIAL TEAMS				KICKOFF RETURNS					PUNT RETURNS				
						FR-YDS	BP	BFG	BXP	NO	YDS	AVG	FC	LG	TD	NO	YDS	AVG	FC
2014	Cincinnati	0	1	1	0	0-0	0	0	0	—	—	—	—	—	—	—	—	—	—
CAREER		0	1	1	0	0-0	0	0	0	—	—	—	—	—	—	—	—	—	—

\* NOTE: Johnson was on the practice squad for four regular-season games with Kansas City in 2014.

2014 REGULAR-SEASON GAME-BY-GAME

DATE	OPPONENT	DEFENSE									INTERCEPTIONS				
		ST	AT	TT	SKS-YDS	INT-YDS	PD	FF	FR-YDS	NO	YDS	AVG	LG	TD	
		Kansas City													
9-7	TENNESSEE	PRACTICE SQUAD									PRACTICE SQUAD				
9-14	at Denver	PRACTICE SQUAD									PRACTICE SQUAD				
9-21	at Miami	PRACTICE SQUAD									PRACTICE SQUAD				
9-29	NEW ENGLAND	PRACTICE SQUAD									PRACTICE SQUAD				
10-5	at San Francisco	PRACTICE SQUAD									PRACTICE SQUAD				
10-12	— BYE —														
		Cincinnati													
10-19	at Indianapolis	0	0	0	0-0	0-0	0	0	0-0	—	—	—	—	—	
10-26	BALTIMORE	0	0	0	0-0	0-0	0	0	0-0	—	—	—	—	—	
11-2	JACKSONVILLE	1	0	1	0-0	0-0	0	0	0-0	—	—	—	—	—	
11-6	CLEVELAND	6	4	10	0-0	0-0	0	0	0-0	—	—	—	—	—	
11-16	at New Orleans	0	0	0	0-0	0-0	0	0	0-0	—	—	—	—	—	
11-23	at Houston	0	0	0	0-0	0-0	0	0	0-0	—	—	—	—	—	
11-30	at Tampa Bay	0	0	0	0-0	0-0	0	0	0-0	—	—	—	—	—	
12-7	PITTSBURGH	0	0	0	0-0	0-0	0	0	0-0	—	—	—	—	—	
12-14	at Cleveland	0	0	0	0-0	0-0	0	0	0-0	—	—	—	—	—	
12-22	DENVER	0	0	0	0-0	0-0	0	0	0-0	—	—	—	—	—	
12-28	at Pittsburgh	0	0	0	0-0	0-0	0	0	0-0	—	—	—	—	—	
K.C. TOTALS		0	0	0	0-0	0-0	0	0	0-0	—	—	—	—	—	
CIN. TOTALS		7	4	11	0-0	0-0	0	0	0-0	—	—	—	—	—	
TOTALS		7	4	11	0-0	0-0	0	0	0-0	—	—	—	—	—	

DATE	OPPONENT	SPECIAL TEAMS							KICKOFF RETURNS							PUNT RETURNS				
		ST	AT	TT	FF	FR-YDS	BP	BFG	BXP	NO	YDS	AVG	FC	LG	TD	NO	YDS	AVG	FC	LG
		Kansas City																		
9-7	TENNESSEE	PRACTICE SQUAD							PRACTICE SQUAD							PRACTICE SQUAD				
9-14	at Denver	PRACTICE SQUAD							PRACTICE SQUAD							PRACTICE SQUAD				
9-21	at Miami	PRACTICE SQUAD							PRACTICE SQUAD							PRACTICE SQUAD				
9-29	NEW ENGLAND	PRACTICE SQUAD							PRACTICE SQUAD							PRACTICE SQUAD				
10-5	at San Francisco	PRACTICE SQUAD							PRACTICE SQUAD							PRACTICE SQUAD				
10-12	— BYE —																			
		Cincinnati																		
10-19	at Indianapolis	1	0	1	0	0-0	0	0	0	—	—	—	—	—	—	—	—	—	—	—
10-26	BALTIMORE	0	2	2	0	0-0	0	0	0	—	—	—	—	—	—	—	—	—	—	—
11-2	JACKSONVILLE	0	0	0	0	0-0	0	0	0	—	—	—	—	—	—	—	—	—	—	—
11-6	CLEVELAND	0	0	0	0	0-0	0	0	0	—	—	—	—	—	—	—	—	—	—	—
11-16	at New Orleans	0	0	0	0	0-0	0	0	0	—	—	—	—	—	—	—	—	—	—	—
11-23	at Houston	0	1	1	0	0-0	0	0	0	—	—	—	—	—	—	—	—	—	—	—
11-30	at Tampa Bay	0	0	0	0	0-0	0	0	0	—	—	—	—	—	—	—	—	—	—	—
12-7	PITTSBURGH	0	0	0	0	0-0	0	0	0	—	—	—	—	—	—	—	—	—	—	—
12-14	at Cleveland	0	0	0	0	0-0	0	0	0	—	—	—	—	—	—	—	—	—	—	—
12-22	DENVER	0	0	0	0	0-0	0	0	0	—	—	—	—	—	—	—	—	—	—	—
12-28	at Pittsburgh	0	0	0	0	0-0	0	0	0	—	—	—	—	—	—	—	—	—	—	—
K.C. TOTALS		0	0	0	0	0-0	0	0	0	—	—	—	—	—	—	—	—	—	—	—
CIN. TOTALS		1	3	4	0	0-0	0	0	0	—	—	—	—	—	—	—	—	—	—	—
TOTALS		1	3	4	0	0-0	0	0	0	—	—	—	—	—	—	—	—	—	—	—



**JOHNSON, T.J.**

**C #60**

**Height:** 6-4  
**Weight:** 300  
**College:** South Carolina  
**Experience:** 2nd-year player in 2015

**2014 games-starts:** 4-0  
**Career games-starts:** 4-0  
**Born:** 7-17-90  
**Hometown:** Aynor, S.C.  
**Acquired:** D7b'13

*A first-year NFL player for 2014, Johnson made Bengals season opening roster after spending his full rookie season on Bengals practice squad ... Played in four games ... At South Carolina, started a school-record 53 consecutive games, playing both guard and center ... A standout in the weight room, he twice earned South Carolina's annual award for outstanding effort.*

**Career transactions:** Selected by Cincinnati in seventh round of 2013 NFL Draft (251st overall) ... Signed with Bengals on 5-10-13 ... Waived by Bengals on 8-31-13 ... Signed to Bengals practice squad on 9-1-13 ... Signed to Bengals roster on 1-6-14.

**2014 recap:** Played in four games (Games 3 and 12-14) ... Inactive (coaches decision) for Games 1-2 and 16 and active-DNP for Games 4-11 and 15 ... Made his NFL debut on Sept. 21 vs. Tennessee ... Played in all four preseason games.

**2013:** On practice squad for Games 1-16 ... Played in all four preseason games.

**College:** Played four seasons (2009-12) at South Carolina, with a redshirt year in 2008 ... Started all 53 possible games of his college career (a school record) ... Played guard his freshman season, before switching to center for his final three seasons ... Helped Gamecocks to 38-15 record, and became only player in school history to start in four wins over archrival Clemson ... Anchored middle of line that paved way for one of SEC's most productive running attacks, which featured All-American HB Marcus Lattimore ... Was 2012 team captain as senior, and named second-team All-SEC by league's coaches.

**Personal:** Hometown is Aynor, S.C. ... Attended Aynor High School, where he earned Associated Press First-Team All-State honors as a senior ... Graduated from South Carolina with a sport and entertainment management degree ... Was academic All-SEC three times, and posted a 3.82 grade point average.

*NOTE ABOUT NFL EXPERIENCE: Johnson did not earn an accrued year of experience toward NFL free agency in 2013 because he was not on a 53-player roster, a Reserve/Injured list or a Reserve/Physically Unable to Perform list for the required minimum of six games that season.*

**T.J. JOHNSON'S STATISTICS**

**GAMES-STARTS**

YEAR	TEAM	GAMES	STARTS
2013	Cincinnati.....		*DID NOT PLAY
2014	Cincinnati.....	4	0
<b>CAREER</b>		<b>4</b>	<b>0</b>

**POSTSEASON**

**GAMES-STARTS**

YEAR	TEAM	GAMES	STARTS
2013	Cincinnati.....		*DID NOT PLAY
2014	Cincinnati.....		*DID NOT PLAY
<b>CAREER</b>		<b>0</b>	<b>0</b>

\* NOTE: Johnson was on the practice squad for 16 regular-season games and one postseason game with Cincinnati in 2013. He was active/DNP for one postseason game with Cincinnati in 2014.



## JONES, ADAM

CB #24

Height: 5-10

Weight: 180

College: West Virginia

Experience: 9th-year player in 2015

2014 games-starts: 16-3

Career games-starts: 100-63

Born: 9-30-83

Hometown: Atlanta, Ga.

Acquired: FA'10

*Jones in 2014 turned in the best season in Bengals history in overall kick returns, and he accomplished that while seeing regular defensive time as the No. 3 CB ... Earned nod as first-team kick returner on pro football's flagship all-star squad, the Associated Press All-Pro team, and also named first-team All-Pro by Pro Football Writers Association and Peter King's Monday Morning Quarterback ... He became first Bengal to win an NFL kickoff return title, averaging a club-record 31.3 yards, and he finished second in the league in punt returns (12.0) ... No previous Bengal had finished in even the top 10 in both categories for a season ... A ninth-year NFL player for 2015, Jones has established himself with the Bengals, having played 65 of his 104 career games (including postseason) for Cincinnati ... His 22 punt returns last season gave him enough to qualify for Cincinnati's career PR rankings, and he ranks No. 1 with a Bengals career norm of 11.4 yards, ahead of former leader Quan Cosby (10.0) ... On defense, he tied for second on team last season in INTs (three), and he finished third in passes defended (11) ... Played key role in multiple areas in playoff-clinching Monday night win Dec. 22 vs. Denver ... Had a 97-yard kickoff return to set up a fourth quarter TD on Oct. 12 vs. Carolina, longest play in franchise history that did not result in a TD ... In 2013, tied for team lead in INTs (three) and led in passes defended (18) ... Has five career punt returns for TDs, including one for Bengals, tied for second among active players.*

**Career transactions:** Selected by Tennessee in first round of 2005 NFL Draft (sixth overall) ... Signed with Titans on 8-23-05 ... Re-signed with Titans on 4-26-08 ... Traded by Titans to Dallas on 4-27-08 for Cowboys' fourth-round selection in 2008 NFL Draft ... Waived by Cowboys on 2-9-09 ... Signed with Cincinnati as free agent on 5-10-10 ... Re-signed with Bengals as unrestricted free agent on 3-23-11 ... Re-signed with Bengals as unrestricted free agent on 3-25-13.

**2014 highlights:** Played in Games 1-16 (three starts), and started Wild Card playoff as a third CB ... Had 63 tackles, three INTs (tied for second on team), 11 passes defended (third on team) and a fumble recovery ... Led NFL in kickoff return average (31.3) and ranked second in punt return average (12.0) ... On Sept. 7 at Baltimore, had a 45-yard punt return that helped set up a Bengals FG ... Four tackles and a pass defended on Sept. 14 vs. Atlanta, with a 24-yard punt return ... Had a 47-yard punt return to set up a Bengals TD on Oct. 5 at New England, and also logged three tackles and a pass defended ... Logged eight tackles and a pass defended on Oct. 12 vs. Carolina, and had a 97-yard kickoff return to set up a Bengals fourth-quarter TD ... Had five tackles and two passes defended Oct. 19 at Indianapolis, and recovered a fumble by Colts RB Ahmad Bradshaw at Bengals 11-yard line in first quarter ... Intercepted a Joe Flacco pass on Oct. 26 vs. Baltimore, with 12-yard return that led to a Bengals FG, and returned three kickoffs for a 31.0 average ... Started at RCB on Nov. 6 vs. Cleveland, and had eight tackles and a pass defended ... On Dec. 14 at Cleveland, had an INT of Johnny Manziel to halt a Browns drive in Bengals territory late in first half ... Had four tackles and a fourth-quarter INT of Peyton Manning on Dec. 22 vs. Denver, and had an 80-yard kickoff return in third quarter, setting up TD that put Bengals ahead 27-14 ... Led secondary in tackles (six) in Wild Card playoff on 1-4-15 at Indianapolis.

**Previous seasons:** **2005**—Primary starter for Tennessee at RCB, he led team in passes defended (12) and logged 53 tackles ... Ranked fourth in NFL in kickoff returns (26.2) and fifth in AFC in punt returns (9.4) ... Named to Pro Football Weekly all-rookie team as punt returner ... Had 85-yard KOR on Nov. 20 vs. Jacksonville ... On Dec. 11 vs. Houston, his 52-yard punt return was Titans' only TD in 13-10 win, and he was named AFC Special Teams Player of the Week. **2006**—Started 15 games for Tennessee ... His four INTs included 83-yard return for TD on Dec. 17 vs. Jacksonville, and his NFL-leading 12.9-yard punt return average included three returns for TDs, tying franchise record ... Second on team in passes defended (14) ... On Oct. 29 vs. Houston, sparked 28-22 win with a 53-yard punt return TD in fourth quarter, and logged his first career INT (off Sage Rosenfels) ... On Nov. 19 at Philadelphia, aided 31-13 win with punt return of 90 yards for TD, a Titans record ... Two INTs off Eli Manning in Nov. 26

comeback vs. N.Y. Giants ... On Dec. 31 vs. New England, had an 81-yard punt return for TD and a 47-yard KOR, and his 259 total kick return yards for the game was the NFL's season high ... Saw spot duty on offense for Titans, gaining eight yards on two rushing attempts and 17 yards on two receptions ... Did not play Nov. 5 at Jacksonville due to team suspension. **2007**—Suspended indefinitely by NFL (player conduct policy) on April 10, and remained on suspension through entire season. **2008**—Re-signed with Titans on April 26 (while still on suspension), and was traded April 27 to Dallas for fourth-round selection in '08 draft ... Suspension lifted by NFL on Aug. 28, and started for Dallas in Games 1-6 before again being suspended under player conduct policy, missing Games 7-12 ... Reinstated and played in three of the last four games, missing one with neck injury ... Closed season with 33 tackles and 13 passes defended. **2009**—Not with an NFL team. **2010**—Signed as free agent with Bengals in May ... Played in five games, but suffered neck injury Oct. 24 at Atlanta and was placed Oct. 26 on Reserve/Injured list ... In his limited action for Cincinnati, had an INT, a forced fumble and two fumble recoveries, with a fumble return for a TD ... On Oct. 24 at Atlanta, stripped ball from WR Roddy White at Bengals' 41 and ran 59 yards after recovery for a TD to give Bengals a 25-24 lead in third quarter. **2011**—Opened second Bengals season on Reserve/Physically Unable to Perform list, due to rehab from offseason neck surgery ... Made season debut Oct. 30 at Seattle and had 63-yard punt return on his first play, but strained a hamstring, did not return and missed next two games ... For the season, played in eight games, with seven starts at RCB in place of injured Leon Hall, and also started at RCB in Wild Card playoff ... His 63-yard punt return Oct. 30 at Seattle set up a TD and was longest Bengals punt return since 2003 (Peter Warrick, 68 yards) ... Led secondary with six tackles Nov. 20 at Baltimore, including two TD-saving plays — an open-field tackle on WR Torrey Smith, leading to a Nate Clements INT two plays later, and a tackle of RB Ray Rice after 59-yard gain to Bengals six, after which Bengals forced Ravens to settle for FG ... Five tackles and a pass defended in Wild Card playoff on 1-7-12 at Houston. **2012**—Played in all 16 Bengals games and in Wild Card playoff ... Five starts ... Totaled 43 tackles, 11 passes defended (tied for second on team), a sack and a forced fumble ... Made early mark in the return game on Sept. 16 at Cleveland, taking game's opening punt 81 yards for a TD in eventual seven-point win ... Named AFC Special Teams Player of the Week for his Cleveland performance ... On Nov. 11 vs. N.Y. Giants, had a 63-yard punt return to set up a TD ... Also vs. Giants, forced a fumble (Bengals recovered) against RB Ahmad Bradshaw in the red zone ... One tackle and a third-down pass defended in Wild Card playoff on 1-5-13 at Houston. **2013**—Played in Games 1-16, with 13 starts, and also started the team's Wild Card playoff vs. San Diego ... Assumed the starting RCB job after a season-ending injury to Leon Hall in Game 5 ... Tied for team lead with three INTs, and led team with 18 passes defended ... Also had a forced fumble and two fumble recoveries ... 11 punt returns for 8.0 average ... Started at RCB in place of Leon Hall on Oct. 6 vs. New England and had an acrobatic, game-sealing INT at Cincinnati 3 with 0:16 to play ... Also vs. New England, made end-zone break-up of pass intended for Julian Edelman on third-and-goal from Cincinnati one, leading Pats to settle for FG and eventual final deficit of 13-6 ... On Oct. 27 vs. Jets, scored 60-yard TD on return of an intercepted Geno Smith pass ... Two passes defended Oct. 31 at Miami, and recovered a Lamar Miller fumble two yards deep in end zone, returning 43 yards to Bengals 41 ... On Dec. 15 vs. Pittsburgh, intercepted a Ben Roethlisberger pass at Cincinnati two-yard line, and recorded five tackles (two for loss) ... Led secondary with seven tackles in Wild Card Playoff on 1-5-14 vs. San Diego.

**College:** Played three seasons (2002-04) at West Virginia before declaring for NFL Draft after his junior year ... First-team All-America selection as a junior by College Football News, after leading team in tackles (76) and posting two sacks and three INTs ... Also as a junior, named Big East Special Teams Player of the Year, averaging 14.6 yards with a TD on punt returns and 23.4 yards on kickoff returns ... For his career, played 36 games with 22 starts, with 201 tackles, eight INTs, 30 total passes defended, two sacks, two fumble recoveries and two forced fumbles.

(Adam Jones, continued)

Personal: Hometown is Atlanta, Ga. ... Attended Westlake High School, where as a DB and RB he earned Class 4A All-State honors and was named his conference's player of the year ... Also earned prep All-America honors in basketball, and ran track ... Special education major at West Virginia, and was a member of Athletic Director's Academic Honor roll ... Has two daughters,

Zaniyah Christine and Trinity Alexandria ... Hobbies include dirt bike riding, listening to music, and his dog, Macho.

*NOTE ABOUT NFL EXPERIENCE: Jones did not earn an accrued year of experience toward NFL free agency in 2007 or '09 because he was not on a 53-player roster, a Reserve/Injured list or a Reserve/Physically Unable to Perform list for the required minimum of six games in either season.*

### ADAM JONES' STATISTICS

YEAR	TEAM	G-S	DEFENSE						INTERCEPTIONS					SCORING					
			ST	AT	TT	SKS-YDS	PD	FF	FR-YDS	NO	YDS	AVG	LG	TD	TD	TD-IntRt	TD-FRRt	S	PTS
2005	Tennessee	15-13	43	10	53	0-0	12	0	0-0	0	0	—	—	0	*1	0	0	0	6
2006	Tennessee	15-15	54	13	67	1-3	14	1	0-0	4	130	32.5	83t	1	*4	1	0	0	24
2007	Tennessee	0-0	DID NOT PLAY**						DID NOT PLAY**					DID NOT PLAY**					
2008	Dallas	9-6	27	6	33	0-0	13	1	1-21	0	0	—	—	0	0	0	0	0	0
2009	—	0-0	DID NOT PLAY**						DID NOT PLAY**					DID NOT PLAY**					
2010	Cincinnati	5-1	10	3	13	0-0	2	1	1-59	1	10	10.0	10	0	1	0	1	0	6
2011	Cincinnati	8-7	24	7	31	0-0	7	0	0-0	0	0	—	—	0	0	0	0	0	0
2012	Cincinnati	16-5	32	11	43	1-6	11	1	0-0	0	0	—	—	0	*1	0	0	0	6
2013	Cincinnati	16-13	44	12	56	0-0	18	1	2-43	3	60	20.0	60t	1	1	1	0	0	6
2014	Cincinnati	16-3	51	12	63	0-0	11	0	1-0	3	23	7.7	12	0	0	0	0	0	0
TENN. TOTALS		30-28	97	23	120	1-3	26	1	0-0	4	130	32.5	83t	1	5	1	0	0	30
DALL. TOTALS		9-6	27	6	33	0-0	13	1	1-21	0	0	—	—	0	0	0	0	0	0
CIN. TOTALS		61-29	161	45	206	1-6	49	3	4-102	7	93	13.3	60t	1	3	1	1	0	18
CAREER		100-63	285	74	359	2-9	88	5	5-123	11	223	20.3	83t	2	8	2	1	0	48

YEAR	TEAM	ST	AT	TT	SPECIAL TEAMS				KICKOFF RETURNS						PUNT RETURNS						
					FF	FR-YDS	BP	BFG	BXP	NO	YDS	AVG	FC	LG	TD	NO	YDS	AVG	FC	LG	TD
2005	Tennessee	1	0	1	0	0-0	0	0	0	43	1127	26.2	0	85	0	29	272	9.4	8	52t	1
2006	Tennessee	0	0	0	0	0-0	0	0	0	20	521	26.1	0	70	0	34	440	12.9	3	90t	3
2008	Dallas	0	0	0	0	0-0	0	0	0	7	155	22.1	0	41	0	21	95	4.5	0	18	0
2010	Cincinnati	0	0	0	0	1-0	0	0	0	7	134	19.1	0	29	0	5	33	6.6	0	27	0
2011	Cincinnati	0	0	0	0	0-0	0	0	0	0	***-12	—	0	-12	0	2	67	33.5	0	63	0
2012	Cincinnati	2	1	3	0	0-0	0	0	0	3	64	21.3	0	31	0	26	301	11.6	0	81t	1
2013	Cincinnati	1	0	1	0	0-0	0	0	0	0	0	—	0	—	0	11	88	8.0	0	27	0
2014	Cincinnati	0	0	0	0	0-0	0	0	0	27	844	31.3	0	97	0	22	265	12.0	1	47	0
TENN. TOTALS		1	0	1	0	0-0	0	0	0	63	1648	26.2	0	85	0	63	712	11.3	11	90t	4
DALL. TOTALS		0	0	0	0	0-0	0	0	0	7	155	22.1	0	41	0	21	95	4.5	0	18	0
CIN. TOTALS		3	1	4	0	1-0	0	0	0	37	1030	27.8	0	97	0	66	754	11.4	1	81t	1
CAREER		4	1	5	0	1-0	0	0	0	107	2833	26.5	0	97	0	150	1561	10.4	12	90t	5

YEAR	TEAM	ATT	CMP	CMP%	YDS	YDS/ATT	TD	TD%	INT	INT%	LG	SKD-YDS	RAT
2005	Tennessee	0	0	—	0	—	0	—	0	—	—	1-13	—
CAREER		0	0	—	0	—	0	—	0	—	—	1-13	—

YEAR	TEAM	ATT	YDS	AVG	LG	TD	RECEIVING					
							NO	YDS	AVG	LG	TD	
2006	Tennessee	2	8	4.0	7	0	2	31	15.5	17	0	
CAREER		2	8	4.0	7	0	2	31	15.5	17	0	

KICKOFF RETURN SINGLE-GAME HIGHS: RETURNS—7 (for Tennessee; 12-31-06 vs. New England). YARDS—196 (for Tennessee; 11-20-05 vs. Jacksonville). LONG—97 (for Cincinnati; 10-12-14 vs. Carolina). TOUCHDOWNS—(none).

PUNT RETURN SINGLE-GAME HIGHS: RETURNS—8 (for Tennessee; 12-24-05 at Miami). YARDS—101 (for Tennessee; 12-31-06 vs. New England). LONG—90t (for Tennessee; 11-19-06 at Philadelphia). TOUCHDOWNS—1 (five times; most recently for Cincinnati on 9-16-12 vs. Cleveland).

### POSTSEASON

YEAR	TEAM	G-S	DEFENSE						INTERCEPTIONS					SCORING					
			ST	AT	TT	SKS-YDS	PD	FF	FR-YDS	NO	YDS	AVG	LG	TD	TD	TD-IntRt	TD-FRRt	S	PTS
2007	Tennessee	0-0	DID NOT PLAY**						DID NOT PLAY**					DID NOT PLAY**					
2011	Cincinnati	1-1	3	2	5	0-0	1	0	0-0	—	—	—	—	—	—	—	—	—	—
2012	Cincinnati	1-0	1	0	1	0-0	1	0	0-0	—	—	—	—	—	—	—	—	—	—
2013	Cincinnati	1-1	7	0	7	0-0	0	0	0-0	—	—	—	—	—	—	—	—	—	—
2014	Cincinnati	1-1	4	2	6	0-0	0	0	0-0	—	—	—	—	—	—	—	—	—	—
TENN. TOTALS		0-0	0	0	0	0-0	0	0	0-0	—	—	—	—	—	—	—	—	—	—
CIN. TOTALS		4-3	15	4	19	0-0	2	0	0-0	—	—	—	—	—	—	—	—	—	—
CAREER		4-3	15	4	19	0-0	2	0	0-0	—	—	—	—	—	—	—	—	—	—

YEAR	TEAM	ST	AT	TT	FF	SPECIAL TEAMS				KICKOFF RETURNS						PUNT RETURNS					
						FR-YDS	BP	BFG	BXP	NO	YDS	AVG	FC	LG	TD	NO	YDS	AVG	FC	LG	TD
2012	Cincinnati	—	—	—	—	—	—	—	—	4	103	25.8	0	34	0	1	0	0.0	0	0	0
2014	Cincinnati	—	—	—	—	—	—	—	—	3	80	26.7	0	32	0	1	1	1.0	0	1	0
CAREER		—	—	—	—	—	—	—	—	7	183	26.1	0	34	0	2	1	0.5	0	1	0

\* NOTE: Jones scored one TD on a punt return with Tennessee in 2005, three TDs on punt returns with Tennessee in '06, and one TD on a punt return with Cincinnati in '12.

\*\* NOTE: Jones was on the Reserve/Suspended by Commissioner list for 16 regular-season games and one postseason game with Tennessee in 2007. He was not with an NFL team in 2009.

\*\*\* NOTE: Jones received a lateral and lost 12 yards on a kickoff return with Cincinnati in 2011.



2014 REGULAR-SEASON GAME-BY-GAME

DATE	OPPONENT	DEFENSE								INTERCEPTIONS				
		ST	AT	TT	SKS-YDS	INT-YDS	PD	FF	FR-YDS	NO	YDS	AVG	LG	TD
9-7	at Baltimore	4	1	5	0-0	0-0	0	0	0-0	0	0	—	—	0
9-14	ATLANTA	4	0	4	0-0	0-0	1	0	0-0	0	0	—	—	0
9-21	TENNESSEE	5	0	5	0-0	0-0	1	0	0-0	0	0	—	—	0
9-28	— BYE —													
10-5	at New England	2	1	3	0-0	0-0	1	0	0-0	0	0	—	—	0
10-12	CAROLINA	5	3	8	0-0	0-0	1	0	0-0	0	0	—	—	0
10-19	at Indianapolis	3	2	5	0-0	0-0	2	0	1-0	0	0	—	—	0
10-26	BALTIMORE	0	0	0	0-0	1-12	1	0	0-0	1	12	12.0	12	0
11-2	JACKSONVILLE	2	2	4	0-0	0-0	0	0	0-0	0	0	—	—	0
11-6	CLEVELAND	6	2	8	0-0	0-0	1	0	0-0	0	0	—	—	0
11-16	at New Orleans	5	1	6	0-0	0-0	0	0	0-0	0	0	—	—	0
11-23	at Houston	2	0	2	0-0	0-0	1	0	0-0	0	0	—	—	0
11-30	at Tampa Bay	2	0	2	0-0	0-0	0	0	0-0	0	0	—	—	0
12-7	PITTSBURGH	5	0	5	0-0	0-0	0	0	0-0	0	0	—	—	0
12-14	at Cleveland	1	0	1	0-0	1-0	1	0	0-0	1	0	0.0	0	0
12-22	DENVER	4	0	4	0-0	1-11	1	0	0-0	1	11	11.0	11	0
12-28	at Pittsburgh	1	0	1	0-0	0-0	0	0	0-0	0	0	—	—	0
TOTALS		51	12	63	0-0	3-23	11	0	1-0	3	23	7.7	12	0

DATE	OPPONENT	SPECIAL TEAMS							KICKOFF RETURNS							PUNT RETURNS					
		ST	AT	TT	FF	FR-YDS	BP	BFG	BXP	NO	YDS	AVG	FC	LG	TD	NO	YDS	AVG	FC	LG	TD
9-7	at Baltimore	—	—	—	—	—	—	—	0	0	—	0	—	0	1	45	45.0	0	45	0	
9-14	ATLANTA	—	—	—	—	—	—	—	0	0	—	0	—	0	3	26	8.7	0	24	0	
9-21	TENNESSEE	—	—	—	—	—	—	—	0	0	—	0	—	0	0	0	—	0	—	0	
9-28	— BYE —																				
10-5	at New England	—	—	—	—	—	—	—	0	0	—	0	—	0	1	47	47.0	0	47	0	
10-12	CAROLINA	—	—	—	—	—	—	—	1	97	97.0	0	97	0	0	0	—	0	—	0	
10-19	at Indianapolis	—	—	—	—	—	—	—	2	60	30.0	0	38	0	3	14	4.7	0	8	0	
10-26	BALTIMORE	—	—	—	—	—	—	—	3	93	31.0	0	34	0	0	0	—	0	—	0	
11-2	JACKSONVILLE	—	—	—	—	—	—	—	4	78	19.5	0	24	0	4	57	14.3	0	31	0	
11-6	CLEVELAND	—	—	—	—	—	—	—	2	55	27.5	0	34	0	1	4	4.0	0	4	0	
11-16	at New Orleans	—	—	—	—	—	—	—	2	74	37.0	0	43	0	1	9	9.0	0	9	0	
11-23	at Houston	—	—	—	—	—	—	—	3	84	28.0	0	33	0	3	23	7.7	0	21	0	
11-30	at Tampa Bay	—	—	—	—	—	—	—	2	55	27.5	0	33	0	2	0	0.0	1	0	0	
12-7	PITTSBURGH	—	—	—	—	—	—	—	0	0	—	0	—	0	1	17	17.0	0	17	0	
12-14	at Cleveland	—	—	—	—	—	—	—	0	0	—	0	—	0	0	0	—	0	—	0	
12-22	DENVER	—	—	—	—	—	—	—	3	134	44.7	0	80	0	2	23	11.5	0	21	0	
12-28	at Pittsburgh	—	—	—	—	—	—	—	5	114	22.8	0	29	0	0	0	—	0	—	0	
TOTALS		—	—	—	—	—	—	—	27	844	31.3	0	97	0	22	265	12.0	1	47	0	



# JONES, MARVIN

WR #82

**Height:** 6-2  
**Weight:** 198  
**College:** California  
**Experience:** 4th-year player in 2015

**2014 games-starts:** 0-0  
**Career games-starts:** 27-8  
**Born:** 3-12-90  
**Hometown:** Fontana, Calif.  
**Acquired:** D5b12

*In Jones, Bengals look forward to regaining a key offensive weapon in 2015 ... Smooth pass-catcher had a breakout 2013, but never got on the field last season, due to foot and ankle injuries ... Second on team in '13 with 10 TDs, including Bengals-record four receiving scores on Oct. 27 vs. Jets ... Set team postseason record for receiving yards (130) in '13 Wild Card playoff vs. San Diego.*

**Career transactions:** Selected by Cincinnati in fifth round of 2012 NFL Draft (166th overall) ... Signed with Bengals on 5-12-12.

**2014 recap:** Missed preseason opener due to ankle strain ... Suffered a foot fracture in practice Aug. 9 and missed remainder of preseason schedule, plus first three games of regular season ... Returned to practice Sept. 29, cleared from foot fracture, but suffered ankle injury during that session and missed Games 4-5 ... Placed on Reserve/Injured list after Game 5, due to ankle injury.

**A singular accomplishment:** In 724 Bengals regular season games and 18 postseason contests (through 2014), only once has a Cincinnati player caught four TD passes. That player was Jones, who did it in a 49-9 win on Oct. 27, 2013 vs. the N.Y. Jets. Jones totaled eight receptions for 122 yards (both career highs), and his TD total tied the club record for TDs of any variety in a game, equaling a mark set previously by RBs Larry Kinnebrew and Corey Dillon. Jones at the time was the first NFL player since 2007 to snag four TD passes in a game, and no player has done it since. Jones' scores came on receptions from Andy Dalton of nine yards in first quarter, six and 14 yards in second quarter and six yards in third quarter.

**Previous seasons:** **2012**—Played in 11 games (Games 1-2, 4, 6-7 and 11-16), with five starts (Games 12-16), and totaled 18 receptions for 201 yards and a TD ... Also three rushes for 47 yards ... Inactive for Games 3 and 5, and for Games 8-10 due to knee injury suffered in Oct. 21 vs. Pittsburgh ... Moved into starting role during season's final stretch, and he caught 10-for-110 over the final two games ... Scored first career TD on 11-yard pass from Andy

Dalton on Dec. 30 vs. Baltimore ... One reception for five yards on Sept. 30 at Jacksonville — his first NFL catch ... Two-for-20 receiving Dec. 2 at San Diego in his first NFL start ... Three catches for 45 yards Dec. 9 vs. Dallas, and had a 37-yard rush on an end-around on Bengals' opening possession, setting up a TD ... Caught three-for-34 in Wild Card playoff on 1-5-13 at Houston. **2013**—Played in Games 1-16 (three starts), catching 51-for-712 with 10 TDs and rushing eight-for-65 ... Second on team in receiving yards and total TDs ... Along with A.J. Green, became first pair of Bengals teammates to each record at least 10 receiving TDs ... On Oct. 13 at Buffalo, caught three for 71 yards, with a 10-yard TD and a 34-yard rush on a reverse ... Caught four-for-57 on Oct. 20 at Detroit, with a 12-yard TD catch for 14-10 lead late in second quarter, a play on which he skied above a defender to make catch in end zone and withstood a hard hit on way to the ground ... Caught eight-for-122 with a Bengals-record four receiving TDs on Oct. 27 vs. Jets (more detail in previous item) ... Caught three-for-60 on Dec. 8 vs. Indianapolis, with a 29-yard TD ... On Dec. 15 at Pittsburgh, caught five-for-48, with a 13-yard TD on fourth-and-five play in fourth quarter ... On Dec. 29 vs. Baltimore, had 61 yards on five receptions, with a 16-yard TD on an acrobatic, one-handed catch ... In 1-5-14 Wild Card playoff vs. San Diego, his 130 receiving yards (on eight catches) broke record of 120 yards set by Cris Collinsworth vs. N.Y. Jets in 1983.

**College:** Played four seasons (2008-11) at California, seeing action in 43 games, and had all 38 of his starts in last three seasons ... Increased receptions and yards totals each year ... His 156 career receptions tied for seventh in school history, his 2270 yards ranked sixth, and his 13 receiving TDs ranked tied for eighth ... Also rushed 11-for-116 (10.5) with a TD ... Averaged 7.3 yards on 14 punt returns, all as a senior ... Caught 62-for-846 with three TDs as a senior.

**Personal:** Hometown is Fontana, Calif. ... Attended Etiwanda High School in Fontana, Calif., where he made California Top 25 prospect list by Rivals.com ... Played CB as well as WR ... Over his final two prep seasons, caught 144 passes for 2349 yards and 22 TDs, and on defense had 133 tackles and seven INTs ... African-American Studies major at Cal ... Has three sons.

## MARVIN JONES' STATISTICS

YEAR	TEAM	G-S	RECEIVING					RUSHING					SCORING					
			NO	YDS	AVG	LG	TD	ATT	YDS	AVG	LG	TD	TD	TD-R	TD-P	TD-Rt	2-PIC	PTS
2012	Cincinnati	11-5	18	201	11.2	23	1	3	47	15.7	37	0	1	0	1	0	0	6
2013	Cincinnati	16-3	51	712	14.0	45	10	8	65	8.1	34	0	10	0	10	0	0	60
2014	Cincinnati	0-0	DID NOT PLAY*					DID NOT PLAY*					DID NOT PLAY*					
CAREER		27-8	69	913	13.2	45	11	11	112	10.2	37	0	11	0	11	0	0	66

YEAR	TEAM	SPECIAL TEAMS								KICKOFF RETURNS					PUNT RETURNS						
		ST	AT	TT	FF	FR-YDS	BP	BFG	BXP	NO	YDS	AVG	FC	LG	TD	NO	YDS	AVG	FC	LG	TD
2012	Cincinnati	1	0	1	0	0-0	0	0	0	—	—	—	—	—	—	—	—	—	—	—	—
2013	Cincinnati	3	1	4	0	0-0	0	0	0	—	—	—	—	—	—	—	—	—	—	—	
CAREER		4	1	5	0	0-0	0	0	0	—	—	—	—	—	—	—	—	—	—	—	

**RECEIVING SINGLE-GAME HIGHS:** RECEPTIONS—8 (10-27-13 vs. N.Y. Jets). YARDS—122 (10-27-13 vs. N.Y. Jets). LONG—45 (10-27-13 vs. N.Y. Jets). TOUCHDOWNS—4 (10-27-13 vs. N.Y. Jets).

**RUSHING SINGLE-GAME HIGHS:** ATTEMPTS—2 (12-22-13 vs. Minnesota). YARDS—37 (12-9-12 vs. Dallas). LONG—37 (12-9-12 vs. Dallas). TOUCHDOWNS—(none).

## POSTSEASON

YEAR	TEAM	G-S	RECEIVING					RUSHING					SCORING					
			NO	YDS	AVG	LG	TD	ATT	YDS	AVG	LG	TD	TD	TD-R	TD-P	TD-Rt	2-PIC	PTS
2012	Cincinnati	1-1	3	34	11.3	15	0	—	—	—	—	—	—	—	—	—	—	—
2013	Cincinnati	1-0	8	130	16.3	49	0	—	—	—	—	—	—	—	—	—	—	—
2014	Cincinnati	0-0	DID NOT PLAY*					DID NOT PLAY*					DID NOT PLAY*					
CAREER		2-1	11	164	14.9	49	0	—	—	—	—	—	—	—	—	—	—	—

\* NOTE: Jones was inactive for five regular-season games and on the Reserve/Injured list for 11 regular-season games and one postseason game with Cincinnati in 2014.

## CAREER GAME-BY-GAME

DATE	OPPONENT	RECEIVING					RUSHING				
		NO	YDS	AVG	LG	TD	ATT	YDS	AVG	LG	TD
<b>2012 / CINCINNATI</b>											
9-10	at Baltimore	0	0	—	—	0	0	0	—	—	0
9-16	CLEVELAND	0	0	—	—	0	0	0	—	—	0
9-23	at Washington			INACTIVE				INACTIVE			
9-30	at Jacksonville	1	5	5.0	5	0	0	0	—	—	0
10-7	MIAMI			INACTIVE				INACTIVE			
10-14	at Cleveland	2	21	10.5	16	0	0	0	—	—	0
10-21	PITTSBURGH	0	0	—	—	0	0	0	—	—	0
10-28	— BYE —										
11-4	DENVER			INACTIVE				INACTIVE			
11-11	N.Y. GIANTS			INACTIVE				INACTIVE			
11-18	at Kansas City			INACTIVE				INACTIVE			
11-25	OAKLAND	0	0	—	—	0	0	0	—	—	0
12-2	at San Diego	2	20	10.0	16	0	0	0	—	—	0
12-9	DALLAS	3	45	15.0	17	0	1	37	37.0	37	0
12-13	at Philadelphia	0	0	—	—	0	1	10	10.0	10	0
12-23	at Pittsburgh	5	65	13.0	23	0	1	0	0.0	0	0
12-30	BALTIMORE	5	45	9.0	14	1	0	0	—	—	0
<b>Postseason</b>											
1-5	at Houston	3	34	11.3	15	0	0	0	—	—	0
<b>2013 / CINCINNATI</b>											
9-8	at Chicago	1	7	7.0	7	0	1	14	14.0	14	0
9-16	PITTSBURGH	3	35	11.7	16	0	0	0	—	—	0
9-22	GREEN BAY	3	38	12.7	22	1	0	0	—	—	0
9-29	at Cleveland	0	0	—	—	0	0	0	—	—	0
10-6	NEW ENGLAND	2	39	19.5	28	0	1	8	8.0	8	0
10-13	at Buffalo	3	71	23.7	42	1	1	34	34.0	34	0
10-20	at Detroit	4	57	14.3	18	1	0	0	—	—	0
10-27	N.Y. JETS	8	122	15.3	45	4	0	0	—	—	0
10-31	at Miami	4	66	16.5	26	0	0	0	—	—	0
11-10	at Baltimore	1	2	2.0	2	0	1	7	7.0	7	0
11-17	CLEVELAND	1	9	9.0	9	0	1	-1	-1.0	-1	0
11-24	— BYE —										
12-1	at San Diego	2	12	6.0	9	0	0	0	—	—	0
12-8	INDIANAPOLIS	3	60	20.0	29t	1	1	-3	-3.0	-3	0
12-15	at Pittsburgh	5	48	9.6	13t	1	0	0	—	—	0
12-22	MINNESOTA	6	85	14.2	21	0	2	6	3.0	5	0
12-29	BALTIMORE	5	61	12.2	17	1	0	0	—	—	0
<b>Postseason</b>											
1-5	SAN DIEGO	8	130	16.3	49	0	0	0	—	—	0
<b>2014 / CINCINNATI</b>											
9-7	at Baltimore			INACTIVE				INACTIVE			
9-14	ATLANTA			INACTIVE				INACTIVE			
9-21	TENNESSEE			INACTIVE				INACTIVE			
9-28	— BYE —										
10-5	at New England			INACTIVE				INACTIVE			
10-12	CAROLINA			INACTIVE				INACTIVE			
10-19	at Indianapolis			RESERVE / INJURED				RESERVE / INJURED			
10-26	BALTIMORE			RESERVE / INJURED				RESERVE / INJURED			
11-2	JACKSONVILLE			RESERVE / INJURED				RESERVE / INJURED			
11-6	CLEVELAND			RESERVE / INJURED				RESERVE / INJURED			
11-16	at New Orleans			RESERVE / INJURED				RESERVE / INJURED			
11-23	at Houston			RESERVE / INJURED				RESERVE / INJURED			
11-30	at Tampa Bay			RESERVE / INJURED				RESERVE / INJURED			
12-7	PITTSBURGH			RESERVE / INJURED				RESERVE / INJURED			
12-14	at Cleveland			RESERVE / INJURED				RESERVE / INJURED			
12-22	DENVER			RESERVE / INJURED				RESERVE / INJURED			
12-28	at Pittsburgh			RESERVE / INJURED				RESERVE / INJURED			
<b>Postseason</b>											
1-4	at Indianapolis			RESERVE / INJURED				RESERVE / INJURED			



# KEO, SHILOH

S #44

**Height:** 5-11  
**Weight:** 205  
**College:** Idaho  
**Experience:** 4th-year player in 2015

**2014 games-starts:** 0-0 (0-0 Hou.)  
**Career games-starts:** 42-11  
**Born:** 12-17-87  
**Hometown:** Everett, Wash.  
**Acquired:** FA'15

*A fourth-year pro for 2015, Keo joined Cincinnati as a Reserve/Future signee just after the '14 season ... A fifth-round draft choice of Houston in 2011, he played in 42 games with 11 starts for the Texans from '11-13, recording 68 total tackles and two INTs, as well as 18 special teams tackles ... Keo was with the Texans to start the 2014 season but was released after Week 4 with no games played.*

**Career transactions:** Selected by Houston in fifth round of 2011 NFL Draft (144th overall) ... Signed with Texans on 7-31-11 ... Waived by Texans on 9-3-11 ... Signed to Texans practice squad on 9-5-11 ... Signed to Texans roster on 10-19-11 ... Waived by Texans on 9-30-14 ... Signed with Cincinnati as free agent on 1-9-15.

**2014 recap:** Spent preseason with Houston, playing in games one and four, with nine tackles and two special teams stops ... Missed preseason games two and three with calf strain ... Was a game day inactive for Games 1-4 of regular season, and waived prior to Game 5.

**Previous seasons:** **2011**—Rookie played in 10 games for Houston, plus Wild Card playoff vs. Bengals, after elevation from Texans practice squad ... Four special teams tackles in the regular season, and one special teams stop in playoff vs. Cincinnati ... Made NFL debut on Oct. 23 at Tennessee (no statistics) ... Named as Texans' Special Teams Player of the Week after logging two tackles Nov. 27 at Jacksonville. **2012**—Played in every game for 12-4 AFC South champions, including two postseason contests ... In regular season, had 16 tackles with an INT, and logged 11 stops on special teams ... Named as a special teams captain midway through season ... Logged first of his two NFL

INTs on Dec. 10 at New England, picking off Ryan Mallett pass in fourth quarter ... Four tackles on defense in Wild Card playoff win on 1-5-13 vs. Bengals ... Made first NFL start in Divisional playoff on 1-13-13 at New England, with four tackles. **2013**—Played for Texans in all 16 games, with 11 starts ... Posted career-best 64 tackles on defense, with an INT and six passes defended ... Made first career regular-season start on Sept. 9 at San Diego, opening at FS, and had four tackles and a pass defended while also rushing eight yards for a first down on a fake punt ... Intercepted an Alex Smith pass on Nov. 20 at Kansas City, with four-yard return, and had four tackles ... Career highs of seven tackles on Nov. 3 vs. Indianapolis and Nov. 24 vs. Jacksonville.

**College:** Played four seasons at Idaho (2007-10), seeing action in 55 games, with 50 starts ... Career totals of 358 tackles, 11 INTs three forced fumbles and six fumble recoveries ... Averaged 11.0 yards on 53 punt returns, including a school-record 100-yarder vs. Northern Illinois, and finished career as school's all-time leader in total PR yards (585)... Won team's Most Valuable Player award as a senior.

**Personal:** Hometown is Everett, Wash. ... Attended Archbishop Murray High School; totaled 2946 rushing yards and 37 TDs in just two seasons ... Also earned all-state high school nod as a DB ... First name is pronounced "SHY-lo" and last name pronounced "KAY-o."

*NOTE ABOUT NFL EXPERIENCE: Keo did not earn an accrued year of experience toward NFL free agency in 2014 because he was not on a 53-player roster, a Reserve/Injured list or a Reserve/Physically Unable to Perform list for the required minimum of six games.*

## SHILOH KEO'S STATISTICS

YEAR	TEAM	G-S	DEFENSE							INTERCEPTIONS					SCORING				
			ST	AT	TT	SKS-YDS	PD	FF	FR-YDS	NO	YDS	AVG	LG	TD	TD	TD-IntRt	TD-FRRt	S	PTS
2011	Houston	10-0	0	0	0	0-0	0	0	0-0	0	0	—	—	0	—	—	—	—	—
2012	Houston	16-0	2	2	4	0-0	1	0	0-0	1	1	1.0	1	0	—	—	—	—	—
2013	Houston	16-11	53	11	64	0-0	6	0	0-0	1	4	4.0	4	0	—	—	—	—	—
2014	Houston	0-0	DID NOT PLAY*							DID NOT PLAY*					DID NOT PLAY*				
CAREER		42-11	55	13	68	0-0	7	0	0-0	2	5	2.5	4	0	—	—	—	—	—

YEAR	TEAM	SPECIAL TEAMS							KICKOFF RETURNS					PUNT RETURNS							
		ST	AT	TT	FF	FR-YDS	BP	BFG	BXP	NO	YDS	AVG	FC	LG	TD	NO	YDS	AVG	FC	LG	TD
2011	Houston	4	0	4	0	0-0	0	0	0	0	0	—	0	—	0	1	11	11.0	1	11	0
2012	Houston	7	4	11	0	0-0	0	0	0	1	0	0.0	0	0	0	0	0	—	0	—	0
2013	Houston	3	0	3	0	0-0	0	0	0	0	0	—	0	—	0	3	15	5.0	0	9	0
CAREER		14	4	18	0	0-0	0	0	0	1	0	0.0	0	0	0	4	26	6.5	1	11	0

RUSHING						
YEAR	TEAM	ATT	YDS	AVG	LG	TD
2013	Houston	1	8	8.0	8	0
CAREER		1	8	8.0	8	0

## POSTSEASON

YEAR	TEAM	G-S	DEFENSE							INTERCEPTIONS					SCORING					
			ST	AT	TT	SKS-YDS	PD	FF	FR-YDS	NO	YDS	AVG	LG	TD	TD	TD-IntRt	TD-FRRt	S	PTS	
2011	Houston	2-0	0	0	0	0-0	0	0	0-0	—	—	—	—	—	—	—	—	—	—	—
2012	Houston	2-1	3	5	8	0-0	0	0	0-0	—	—	—	—	—	—	—	—	—	—	—
CAREER		4-1	3	5	8	0-0	0	0	0-0	—	—	—	—	—	—	—	—	—	—	—

YEAR	TEAM	SPECIAL TEAMS							KICKOFF RETURNS					PUNT RETURNS							
		ST	AT	TT	FF	FR-YDS	BP	BFG	BXP	NO	YDS	AVG	FC	LG	TD	NO	YDS	AVG	FC	LG	TD
2011	Houston	0	1	1	0	0-0	0	0	0	—	—	—	—	—	—	—	—	—	—	—	—
CAREER		0	1	1	0	0-0	0	0	0	—	—	—	—	—	—	—	—	—	—	—	—

\* NOTE: Shiloh was inactive for four regular-season games with Houston in 2014.



# KIRKPATRICK, DRE

CB #27

**Height:** 6-2  
**Weight:** 190  
**College:** Alabama  
**Experience:** 4th-year player in 2015

**2014 games-starts:** 16-2  
**Career games-starts:** 35-5  
**Born:** 10-26-89  
**Hometown:** Gadsden, Ala.  
**Acquired:** D1a'12

*First-round pick from 2012 draft looks to challenge for starting position in '15 after strong '14 finish ... Earned AFC Defensive Player of the Week for his two-INT, one TD performance in playoff-clinching win Dec. 22 vs. Denver ... Had key INT in shutout win at Cleveland the week before ... Also a special teams standout, he tied for third in special teams tackles (nine) and downed four punts at or inside opponent six-yard line ... His three INTs in 2013 tied for team lead ... A multiple first-team All-America selection at Alabama, he helped lead team in 2011 to its second BCS National Championship in his three years at the school.*

**Career transactions:** Selected by Cincinnati in first round of 2012 NFL Draft (17th overall) ... Signed with Bengals on 5-18-12 ... Bengals exercised option to extend contract by one year through 2016 on 4-28-15.

**2014 general:** Played in Games 1-16 (two starts), and started at LCB in Wild Card playoff for Terence Newman, who played as reserve in his first game back after an illness ... Had 14 tackles on defense, with three INTs (tied for second on team, one returned for a TD) and seven passes defended ... On Sept. 14 vs. Atlanta, downed a punt at the four-yard line and teamed with LS Clark Harris to down another at the one ... Had two special teams tackles on Nov. 2 vs. Jacksonville and teamed with WR James Wright to down a Kevin Huber punt at the six-yard line ... On Nov. 6 vs. Cleveland, teamed with James Wright to down a punt at three-yard line ... On Nov. 16 at New Orleans, the first of his two passes defended broke up a play to WR Marques Colston in end zone, the first play of a Bengals goal line stand ... Recorded his first INT of the year on Dec. 14 at Cleveland, picking off Johnny Manziel in second quarter at Browns 35, returning to 33 and setting up a FG ... On Dec. 22 vs. Denver, had two INTs of Peyton Manning, including a 30-yard return for a TD to give Bengals a 37-28 lead in the fourth quarter ... His second INT came vs. Denver came with 1:07 to play, putting game on ice as it ended Denver threat that had reached Bengals 19 ... Started at LCB in place of injured Newman on Dec. 28 at Pittsburgh and logged three tackles and a pass defended, breaking up a pass in the end zone ... In Wild Card playoff on 1-4-15 at Indianapolis, forced Colts to settle for a FG with a third-down pass defended in end zone, and logged three tackles.

**Previous seasons:** 2012—Worked his way back from preseason knee injury to make debut in Game 8, Nov. 4 vs. Denver, but a concussion

suffered in Game 12 at San Diego, combined with recurrence of knee injury, sidelined him for remainder of season ... Played in five games (Games 8-12), with two tackles on defense and two on special teams ... Saw first defensive action of his career late in game on Nov. 11 vs. N.Y. Giants (no statistics), replacing injured CB Adam Jones. 2013—Played in 14 games (Games 1-2 and 5-16), with starts at LCB in Games 14-16 and in the team's Wild Card playoff vs. San Diego, in place of injured Terence Newman ... Totaled 30 tackles on defense and four on special teams ... Recorded three INTs (one returned for TD), one sack and five passes defended ... Was inactive for Games 3-4 due to hamstring injury ... Had two tackles Nov. 17 vs. Cleveland, including his first career sack, a one-yarder of Jason Campbell ... Won a 50-50 ball from Pro Bowl TE Antonio Gates at the Bengals' 25-yard line in the third quarter on Dec. 1 at San Diego, and the Bengals responded with TD drive to take lead for good at 14-7 ... First career start on Dec. 15 at Pittsburgh, subbing for injured Terence Newman, and logged four tackles ... Started Dec. 29 vs. Baltimore and had career-high nine tackles (led secondary) with two INTs; the second returned 21 yards for TD in fourth quarter ... Two tackles in Wild Card playoff on 1-5-14 vs. San Diego.

**College:** Played three seasons (2009-11) at Alabama, helping Tide to 36-4 record that included BCS national championships in '09 (14-0 record) and '11 (13-1 record) ... Entered NFL draft after junior season ... Played in 38 games, with starts in 25 contests (12 as a sophomore and 13 as a junior) ... Totaled 91 tackles, three INTs, 16 passes defended, three forced fumbles, a fumble recovery and a TD on a blocked punt return ... Started all 13 games as a junior for unbeaten BCS national champs ... Had no INTs as a junior (nine passes defended and two forced fumbles), but analysts recognized opponents' reluctance to throw in his area, and he still earned first-team All-America honors from Football Writers Association and Pro Football Weekly, along with second-team nod from Associated Press.

**Personal:** Hometown is Gadsden, Ala. ... Attended Gadsden (Ala.) City High School, where he earned ratings among the elite college CB prospects in the nation ... Earned All-America honors from Parade, USA Today and Super Prep ... Was a general studies major at Alabama ... First name is pronounced "DRAY."

## DRE KIRKPATRICK'S STATISTICS

YEAR	TEAM	G-S	DEFENSE						INTERCEPTIONS					SCORING					
			ST	AT	TT	SKS-YDS	PD	FF	FR-YDS	NO	YDS	AVG	LG	TD	TD	TD-IntRt	TD-FRRt	S	PTS
2012	Cincinnati	5-0	2	0	2	0-0	0	0	0-0	0	0	—	—	0	0	0	0	0	0
2013	Cincinnati	14-3	21	9	30	1-1	5	0	0-0	3	21	7.0	21t	1	1	1	0	0	6
2014	Cincinnati	16-2	12	2	14	0-0	7	0	0-0	3	32	10.7	30t	1	1	1	0	0	6
CAREER		35-5	35	11	46	1-1	12	0	0-0	6	53	8.8	30t	2	2	2	0	0	12

YEAR	TEAM	SPECIAL TEAMS						KICKOFF RETURNS					PUNT RETURNS								
		ST	AT	TT	FF	FR-YDS	BP	BFG	BXP	NO	YDS	AVG	FC	LG	TD	NO	YDS	AVG	FC	LG	TD
2012	Cincinnati	2	0	2	0	0-0	0	0	0	—	—	—	—	—	—	—	—	—	—	—	—
2013	Cincinnati	3	1	4	0	0-0	0	0	0	—	—	—	—	—	—	—	—	—	—	—	—
2014	Cincinnati	8	1	9	0	0-0	0	0	0	—	—	—	—	—	—	—	—	—	—	—	—
CAREER		13	2	15	0	0-0	0	0	0	—	—	—	—	—	—	—	—	—	—	—	—

## POSTSEASON

YEAR	TEAM	G-S	DEFENSE						INTERCEPTIONS					SCORING						
			ST	AT	TT	SKS-YDS	PD	FF	FR-YDS	NO	YDS	AVG	LG	TD	TD	TD-IntRt	TD-FRRt	S	PTS	
2012	Cincinnati	0-0	DID NOT PLAY*						DID NOT PLAY*					DID NOT PLAY*						
2013	Cincinnati	1-1	2	0	2	0-0	0	0	0-0	—	—	—	—	—	—	—	—	—	—	—
2014	Cincinnati	1-1	2	1	3	0-0	1	0	0-0	—	—	—	—	—	—	—	—	—	—	—
CAREER		2-2	4	1	5	0-0	1	0	0-0	—	—	—	—	—	—	—	—	—	—	—

YEAR	TEAM	SPECIAL TEAMS						KICKOFF RETURNS					PUNT RETURNS								
		ST	AT	TT	FF	FR-YDS	BP	BFG	BXP	NO	YDS	AVG	FC	LG	TD	NO	YDS	AVG	FC	LG	TD
2014	Cincinnati	1	0	1	0	0-0	0	0	0	—	—	—	—	—	—	—	—	—	—	—	—
CAREER		1	0	1	0	0-0	0	0	0	—	—	—	—	—	—	—	—	—	—	—	—

\* NOTE: Kirkpatrick was on the Reserve/Injured list for one postseason game with Cincinnati in 2012.

2014 REGULAR-SEASON GAME-BY-GAME

DATE	OPPONENT	DEFENSE								INTERCEPTIONS				
		ST	AT	TT	SKS-YDS	INT-YDS	PD	FF	FR-YDS	NO	YDS	AVG	LG	TD
9-7	at Baltimore	2	0	2	0-0	0-0	0	0	0-0	0	0	—	—	0
9-14	ATLANTA	0	0	0	0-0	0-0	0	0	0-0	0	0	—	—	0
9-21	TENNESSEE	1	0	1	0-0	0-0	0	0	0-0	0	0	—	—	0
9-28	— BYE —													
10-5	at New England	1	0	1	0-0	0-0	0	0	0-0	0	0	—	—	0
10-12	CAROLINA	0	0	0	0-0	0-0	0	0	0-0	0	0	—	—	0
10-19	at Indianapolis	1	0	1	0-0	0-0	0	0	0-0	0	0	—	—	0
10-26	BALTIMORE	0	0	0	0-0	0-0	1	0	0-0	0	0	—	—	0
11-2	JACKSONVILLE	0	0	0	0-0	0-0	0	0	0-0	0	0	—	—	0
11-6	CLEVELAND	1	2	3	0-0	0-0	0	0	0-0	0	0	—	—	0
11-16	at New Orleans	2	0	2	0-0	0-0	2	0	0-0	0	0	—	—	0
11-23	at Houston	0	0	0	0-0	0-0	0	0	0-0	0	0	—	—	0
11-30	at Tampa Bay	0	0	0	0-0	0-0	0	0	0-0	0	0	—	—	0
12-7	PITTSBURGH	0	0	0	0-0	0-0	0	0	0-0	0	0	—	—	0
12-14	at Cleveland	0	0	0	0-0	1-2	1	0	0-0	1	2	2.0	2	0
12-22	DENVER	1	0	1	0-0	2-30	2	0	0-0	2	30	15.0	30t	1
12-28	at Pittsburgh	3	0	3	0-0	0-0	1	0	0-0	0	0	—	—	0
TOTALS		12	2	14	0-0	3-32	7	0	0-0	3	32	10.7	30t	1

DATE	OPPONENT	SPECIAL TEAMS							KICKOFF RETURNS						PUNT RETURNS						
		ST	AT	TT	FF	FR-YDS	BP	BFG	BXP	NO	YDS	AVG	FC	LG	TD	NO	YDS	AVG	FC	LG	TD
9-7	at Baltimore	1	0	1	0	0-0	0	0	0	—	—	—	—	—	—	—	—	—	—	—	—
9-14	ATLANTA	0	0	0	0	0-0	0	0	0	—	—	—	—	—	—	—	—	—	—	—	—
9-21	TENNESSEE	0	0	0	0	0-0	0	0	0	—	—	—	—	—	—	—	—	—	—	—	—
9-28	— BYE —																				
10-5	at New England	0	0	0	0	0-0	0	0	0	—	—	—	—	—	—	—	—	—	—	—	—
10-12	CAROLINA	1	0	1	0	0-0	0	0	0	—	—	—	—	—	—	—	—	—	—	—	—
10-19	at Indianapolis	0	0	0	0	0-0	0	0	0	—	—	—	—	—	—	—	—	—	—	—	—
10-26	BALTIMORE	1	1	2	0	0-0	0	0	0	—	—	—	—	—	—	—	—	—	—	—	—
11-2	JACKSONVILLE	2	0	2	0	0-0	0	0	0	—	—	—	—	—	—	—	—	—	—	—	—
11-6	CLEVELAND	1	0	1	0	0-0	0	0	0	—	—	—	—	—	—	—	—	—	—	—	—
11-16	at New Orleans	0	0	0	0	0-0	0	0	0	—	—	—	—	—	—	—	—	—	—	—	—
11-23	at Houston	0	0	0	0	0-0	0	0	0	—	—	—	—	—	—	—	—	—	—	—	—
11-30	at Tampa Bay	0	0	0	0	0-0	0	0	0	—	—	—	—	—	—	—	—	—	—	—	—
12-7	PITTSBURGH	0	0	0	0	0-0	0	0	0	—	—	—	—	—	—	—	—	—	—	—	—
12-14	at Cleveland	0	0	0	0	0-0	0	0	0	—	—	—	—	—	—	—	—	—	—	—	—
12-22	DENVER	2	0	2	0	0-0	0	0	0	—	—	—	—	—	—	—	—	—	—	—	—
12-28	at Pittsburgh	0	0	0	0	0-0	0	0	0	—	—	—	—	—	—	—	—	—	—	—	—
TOTALS		8	1	9	0	0-0	0	0	0	—	—	—	—	—	—	—	—	—	—	—	—



## KROFT, TYLER

TE #81

**Height:** 6-6  
**Weight:** 246  
**College:** Rutgers  
**Experience:** Rookie in 2015

**2014 games-starts:** 0-0  
**Career games-starts:** 0-0  
**Born:** 10-15-92  
**Hometown:** Downingtown, Pa.  
**Acquired:** D3a'15

*Kroft played 37 games with 24 starts for Rutgers over three seasons (2012-14) ... Established his receiving potential as a sophomore, when he led the team in catches (43) and receiving yards (573) ... His totals fell to 24-for-269 as a junior, but Rutgers moved to a run-dominated offensive scheme for 2014, and he improved his NFL stock as a blocker and team player during the season ... Earned Rutgers' 2014 Loyal Knight Award, given to a player "who has displayed great character in sacrificing personal goals for the good of the team" ... Elected to forgo his final season of college eligibility and enter 2015 Draft.*

**Career transactions:** Selected by Cincinnati in third round of 2015 NFL Draft (85th overall) ... Signed with Bengals on 5-28-15.

**Coach Marvin Lewis says:** "We graded Tyler as the best of the tight end prospects in this draft. He has a great upside both as a blocker and a receiver. It was really a blessing in disguise for him that Rutgers went to pounding the ball on the ground last year. He had to put his hand in the dirt and work that physical game, and that helped him in the eyes of people evaluating him, because we don't get to see that that much any more with tight ends in college football."

**More college highlights:** **2014**—Appeared in 13 games (11 starts) as Rutgers went 8-5 in its first Big Ten season, capping year with Quick Lane Bowl victory over North Carolina ... Logged 24 receptions for 269 yards ... Played large role in a revamped rushing attack and helped offense rush for 284

yards on Sep 24 in a win at Navy. **2013**—Appeared in 13 games (12 starts), leading team in receptions (43) and receiving yards (573), with four TDs ... Logged season-high eight receptions for 72 yards on Nov. 21 at Central Florida ... Named First Team All-American Athletic Conference. **2012**—Appeared in 11 games, playing special teams and providing depth at TE ... Logged first career TD in 23-15 win on Oct. 13 vs. Syracuse. **2011**—Redshirted.

**Coach Jonathan Hayes says:** "Tyler can help make us better on the offensive side of the ball. He has a big catch radius, he's an elusive runner, and he's an effective and willing blocker. He'll get stronger; he's got a frame that will allow him to put more on, and that's what excites you about the kid. He has a great look in his eye. He is a very serious young man who loves football. He has a very high football IQ, a very good feel of the game, a very good understanding."

**High school:** Attended Downingtown (Pa.) East High School, where he played WR as a senior after two seasons at TE ... As a senior, led team in receptions (40), receiving yards (669) and receiving TDs (eight) ... All-Southeast Pennsylvania selection by Philadelphia Inquirer, and was selected for prestigious Big 33 All-Star Game.

**Personal:** Hometown is Downingtown, Pa ... Communications major at Rutgers, and named to All-Academic teams in both the Big Ten and American Athletic conferences.



## KUMEROW, JAKE

WR #84

**Height:** 6-4  
**Weight:** 206  
**College:** Wisconsin-Whitewater  
**Experience:** Rookie in 2015

**2014 games-starts:** 0-0  
**Career games-starts:** 0-0  
**Born:** 2-17-92  
**Hometown:** Bartlett, Ill.  
**Acquired:** CFA'15

*College free agent signee has a strong combination of size and speed ... Named to NFL.com's "14 in '14" list of small school prospects to watch ... Began career at University of Illinois, transferred to Division-III Wisconsin-Whitewater before the 2012 season ... Was the lone D-III player named to Reese's Senior Bowl 2015 Watch List.*

**Career transactions:** Signed with Cincinnati as college free agent on 5-8-15.

**More college highlights:** Played three seasons (2012-14) for Wisconsin Whitewater ... Played as redshirt freshman in 2011 at Illinois ... Finished Wisconsin-Whitewater career with 36 total TDs. **2014**—Played in 11 games, with 10 starts .... Posted 66 receptions for 1116 yards and a team leading 14 TDs. **2013**—Appeared in all 15 games ... Registered school records

in receiving yards (1,331) and receiving TDs (19) in one season ... Earned honorable mention All-America honors from D3football.com ... Totaled seven receptions for 103 yards and two TDs to help defeat No. 1 Mount Union (Ohio) 52-14 in the Stagg Bowl national championship game on Dec. 20. **2012**—Caught 15 passes for 201 yards and three TDs in his first season at Wisconsin-Whitewater. **2011**—As redshirt freshman at Illinois, caught three passes for 15 yards on Nov. 26 at Minnesota. **2010**—Redshirted as a walk-on at Illinois.

**High school:** Attended South Elgin High School in Bartlett, Ill. ... An Upstate Eight All-Conference selection ... A Champaign News-Gazette Special Mention 100 All-State ... Also played baseball and track.

**Personal:** Hometown is Bartlett, Ill. ... Majored in Physical Education ... Last name is pronounced "KOO-mer-o."





# LAMUR, EMMANUEL

LB #59

**Height:** 6-4  
**Weight:** 245  
**College:** Kansas State  
**Experience:** 4th-year player in 2015

**2014 games-starts:** 14-13  
**Career games-starts:** 23-13  
**Born:** 6-8-89  
**Hometown:** West Palm Beach, Fla.  
**Acquired:** CFA'12

*A fourth-year pro for 2015, Lamur played first season as starter in '14 and ranked third on team in tackles (90), despite missing two games to injury ... Had an INT in season opener Sept. 7 at Baltimore, his first NFL start ... Was in coaches' plans for expanded role in 2013, following promising rookie season, but suffered season-ending shoulder injury in the final preseason game ... Originally a tryout player at 2012 rookie minicamp, he earned a contract and wound up starting eight months later in Wild Card playoff game at Houston ... Opened '12 on Bengals practice squad before elevation to roster for last nine games.*

**Career transactions:** Signed with Cincinnati as college free agent on 5-14-12 ... Waived by Bengals on 8-31-12 ... Signed to Bengals practice squad on 9-1-12 ... Signed to Bengals roster on 11-2-12 ... Re-signed with Bengals as restricted free agent on 4-8-15.

**2014 highlights:** Played 14 games at SLB, with 13 starts, and played in Wild Card playoff ... Inactive for Game 6 (shoulder injury) and 15 (hamstring) ... Ranked third on team with 90 tackles (four for-loss), had two INTs, seven passes defended (led front seven) and two QB hits ... Made first career start on Sept. 7 at Baltimore and led team with 10 tackles while recording first career INT, picking off Joe Flacco in third quarter ... Recorded eight tackles and a pass defended on Sept. 14 vs. Atlanta ... Seven tackles and two passes defended on Oct. 5 at New England ... Had eight tackles, including two for loss, on Oct. 12 vs. Carolina ... On Oct. 26 vs. Baltimore, intercepted Joe Flacco pass at Bengals 44 early in third quarter and returned five yards, setting up TD drive for a 14-6 lead ... Led team with eight tackles Nov. 2 vs. Jacksonville, and had two passes defended ... Led team in tackles (11) for the second consecutive game Nov. 6 vs. Cleveland ... Left game in third quarter Dec. 14 at Cleveland with hamstring injury ... Returned to action Dec. 28 at Pittsburgh and had three tackles ... Six tackles (second on team) in Wild Card playoff 1-4-15 at Indianapolis.

**Previous seasons: 2012**—After opening season on practice squad, was signed to Bengals roster and made NFL debut Nov. 4 vs. Denver ... Played in nine games (Games 8-16), and also in Wild Card playoff ... Had 19 tackles and two passes defended in regular season ... Ranked fifth on team in special teams tackles (eight), despite playing in just nine games ... Three tackles and a pass defended in NFL debut on Nov. 4 vs. Denver, as well as a special teams tackle ... Three tackles on defense and two on special teams on Nov. 11 vs. N.Y. Giants ... Two tackles on defense and two on special teams (tied for team lead) on Nov. 25 vs. Oakland ... On Dec. 13 at Philadelphia, his three tackles included one for a loss, and he recorded a pass defended and one special teams tackle ... Tied for fourth on the team in tackles (five) on Dec. 30 vs. Baltimore, and also had a special teams tackle ... Recorded one tackle in Wild Card playoff on 1-5-13 at Houston. **2013**—Was placed on Reserve/Injured list on Aug. 31 with a shoulder injury he suffered in the preseason on Aug. 29 vs. Indianapolis ... Played in three of the Bengals' four preseason games, with one start, logging five tackles.

**College:** Played in 37 games in three seasons (2009-11) at Kansas State, after spending one season ('08) at Independence (Kan.) Community College ... Twice voted by Kansas State teammates as team captain (2010 and '11) ... Played safety as sophomore, and switched to linebacker during junior season ... Career totals of 197 tackles, including two sacks and 10 tackles-for-loss, with five INTs, 16 passes defended, two forced fumbles and two blocked kicks ... AP Honorable Mention All-Big 12 as a senior.

**Personal:** Hometown is West Palm Beach, Fla. ... Attended King's Academy, and as a senior earned All-Palm Beach County honors and was honorable mention all-state ... Played at Kansas State with his brother, Sammuell, a quarterback ... Last name is pronounced "luh-MER."

## EMMANUEL LAMUR'S STATISTICS

YEAR	TEAM	G-S	DEFENSE							INTERCEPTIONS					SCORING				
			ST	AT	TT	SKS-YDS	PD	FF	FR-YDS	NO	YDS	AVG	LG	TD	TD	TD-IntRt	TD-FRRt	S	PTS
2012	Cincinnati	9-0	12	7	19	0-0	2	0	0-0	0	0	—	—	0	—	—	—	—	—
2013	Cincinnati	0-0	DID NOT PLAY*							DID NOT PLAY*					DID NOT PLAY*				
2014	Cincinnati	14-13	52	38	90	0-0	7	0	0-0	2	6	3.0	5	0	—	—	—	—	—
CAREER		23-13	64	45	109	0-0	9	0	0-0	2	6	3.0	5	0	—	—	—	—	—

YEAR	TEAM	SPECIAL TEAMS							KICKOFF RETURNS						PUNT RETURNS						
		ST	AT	TT	FF	FR-YDS	BP	BFG	BXP	NO	YDS	AVG	FC	LG	TD	NO	YDS	AVG	FC	LG	TD
2012	Cincinnati	5	3	8	0	0-0	0	0	0	—	—	—	—	—	—	—	—	—	—	—	—
2014	Cincinnati	1	0	1	0	0-0	0	0	0	—	—	—	—	—	—	—	—	—	—	—	—
CAREER		6	3	9	0	0-0	0	0	0	—	—	—	—	—	—	—	—	—	—	—	—

## POSTSEASON

YEAR	TEAM	G-S	DEFENSE							INTERCEPTIONS					SCORING					
			ST	AT	TT	SKS-YDS	PD	FF	FR-YDS	NO	YDS	AVG	LG	TD	TD	TD-IntRt	TD-FRRt	S	PTS	
2012	Cincinnati	1-1	3	1	4	0-0	0	0	0-0	—	—	—	—	—	—	—	—	—	—	—
2013	Cincinnati	0-0	DID NOT PLAY*							DID NOT PLAY*					DID NOT PLAY*					
2014	Cincinnati	1-0	6	0	6	0-0	0	0	0-0	—	—	—	—	—	—	—	—	—	—	—
CAREER		2-1	9	1	10	0-0	0	0	0-0	—	—	—	—	—	—	—	—	—	—	—


YEAR	TEAM	SPECIAL TEAMS							KICKOFF RETURNS						PUNT RETURNS						
		ST	AT	TT	FF	FR-YDS	BP	BFG	BXP	NO	YDS	AVG	FC	LG	TD	NO	YDS	AVG	FC	LG	TD
2012	Cincinnati	0	1	1	0	0-0	0	0	0	—	—	—	—	—	—	—	—	—	—	—	—
CAREER		0	1	1	0	0-0	0	0	0	—	—	—	—	—	—	—	—	—	—	—	—

\* NOTE: Lamur was on the Reserve/Injured list for 16 regular-season games and one postseason game with Cincinnati in 2013.

2014 REGULAR-SEASON GAME-BY-GAME

DATE	OPPONENT	DEFENSE								INTERCEPTIONS				
		ST	AT	TT	SKS-YDS	INT-YDS	PD	FF	FR-YDS	NO	YDS	AVG	LG	TD
9-7	at Baltimore	5	5	10	0-0	1-1	1	0	0-0	1	1	1.0	1	0
9-14	ATLANTA	5	3	8	0-0	0-0	1	0	0-0	0	0	—	—	0
9-21	TENNESSEE	2	1	3	0-0	0-0	0	0	0-0	0	0	—	—	0
9-28	— BYE —													
10-5	at New England	4	3	7	0-0	0-0	2	0	0-0	0	0	—	—	0
10-12	CAROLINA	5	3	8	0-0	0-0	0	0	0-0	0	0	—	—	0
10-19	at Indianapolis				INACTIVE						INACTIVE			
10-26	BALTIMORE	2	3	5	0-0	1-5	1	0	0-0	1	5	5.0	5	0
11-2	JACKSONVILLE	3	5	8	0-0	0-0	2	0	0-0	0	0	—	—	0
11-6	CLEVELAND	5	6	11	0-0	0-0	0	0	0-0	0	0	—	—	0
11-16	at New Orleans	8	2	10	0-0	0-0	0	0	0-0	0	0	—	—	0
11-23	at Houston	4	4	8	0-0	0-0	0	0	0-0	0	0	—	—	0
11-30	at Tampa Bay	4	0	4	0-0	0-0	0	0	0-0	0	0	—	—	0
12-7	PITTSBURGH	2	2	4	0-0	0-0	0	0	0-0	0	0	—	—	0
12-14	at Cleveland	0	1	1	0-0	0-0	0	0	0-0	0	0	—	—	0
12-22	DENVER				INACTIVE						INACTIVE			
12-28	at Pittsburgh	3	0	3	0-0	0-0	0	0	0-0	0	0	—	—	0
TOTALS		52	38	90	0-0	2-6	7	0	0-0	2	6	3.0	5	0

DATE	OPPONENT	SPECIAL TEAMS							KICKOFF RETURNS						PUNT RETURNS						
		ST	AT	TT	FF	FR-YDS	BP	BFG	BXP	NO	YDS	AVG	FC	LG	TD	NO	YDS	AVG	FC	LG	TD
9-7	at Baltimore	0	0	0	0	0-0	0	0	0	—	—	—	—	—	—	—	—	—	—	—	—
9-14	ATLANTA	1	0	1	0	0-0	0	0	0	—	—	—	—	—	—	—	—	—	—	—	—
9-21	TENNESSEE	0	0	0	0	0-0	0	0	0	—	—	—	—	—	—	—	—	—	—	—	—
9-28	— BYE —																				
10-5	at New England	0	0	0	0	0-0	0	0	0	—	—	—	—	—	—	—	—	—	—	—	—
10-12	CAROLINA	0	0	0	0	0-0	0	0	0	—	—	—	—	—	—	—	—	—	—	—	—
10-19	at Indianapolis					INACTIVE					INACTIVE					INACTIVE					
10-26	BALTIMORE	0	0	0	0	0-0	0	0	0	—	—	—	—	—	—	—	—	—	—	—	—
11-2	JACKSONVILLE	0	0	0	0	0-0	0	0	0	—	—	—	—	—	—	—	—	—	—	—	—
11-6	CLEVELAND	0	0	0	0	0-0	0	0	0	—	—	—	—	—	—	—	—	—	—	—	—
11-16	at New Orleans	0	0	0	0	0-0	0	0	0	—	—	—	—	—	—	—	—	—	—	—	—
11-23	at Houston	0	0	0	0	0-0	0	0	0	—	—	—	—	—	—	—	—	—	—	—	—
11-30	at Tampa Bay	0	0	0	0	0-0	0	0	0	—	—	—	—	—	—	—	—	—	—	—	—
12-7	PITTSBURGH	0	0	0	0	0-0	0	0	0	—	—	—	—	—	—	—	—	—	—	—	—
12-14	at Cleveland	0	0	0	0	0-0	0	0	0	—	—	—	—	—	—	—	—	—	—	—	—
12-22	DENVER					INACTIVE					INACTIVE					INACTIVE					
12-28	at Pittsburgh	0	0	0	0	0-0	0	0	0	—	—	—	—	—	—	—	—	—	—	—	—
TOTALS		1	0	1	0	0-0	0	0	0	—	—	—	—	—	—	—	—	—	—	—	—



**LENGEL, MATT**

**TE #88**

**Height:** 6-7  
**Weight:** 266  
**College:** Eastern Kentucky  
**Experience:** Rookie in 2015

**2014 games-starts:** 0-0  
**Career games-starts:** 0-0  
**Born:** 12-27-90  
**Hometown:** Mechanicsburg, Pa.  
**Acquired:** CFA'15

*College free agent brings notable size and strength to bid to earn NFL roster spot from FCS ranks ... Played five seasons (2010-14) for Eastern Kentucky ... Made rare injury comeback in '14 after ACL tears in same knee (right) in both '12 and '13 ... Redshirted one year at Northeastern before coming to EKU.*


**Career transactions:** Signed with Cincinnati as college free agent on 5-8-15.

**More college highlights:** Played in 37 games over five seasons at EKU (2010-14) ... Totaled 33 catches for 361 yards. **2014**—Played in 12 of 13 games for EKU, with nine starts ... Finished fifth on the team in catches (16), for 139 yards. **2013**—Started the first two games, but missed the remainder of season with knee injury (right ACL tear). **2012**—Suffered knee injury (right ACL

tear) in season opener at Purdue and missed the remainder of season. **2011**—Played in all 12 games at tight end, with 10 starts ... Finished tied for third on the team in receptions (14). **2010**—Started nine of 11 games at tight end, with four receptions for 42 yards. **2009**—Redshirted at Northeastern, prior to transfer to Eastern Kentucky.

**High school:** Attended Cumberland Valley High School in Mechanicsburg, Pa. ... Named Mid-State top 100, All-Carlisle Sentinel second team and Mid-Penn honorable mention as senior ... One-year varsity starter in basketball.

**Personal:** Hometown is Mechanicsburg, PA ... Earned degree in political science from Eastern Kentucky in May 2013 ... Last name is pronounced "LENG-guhl" (hard "g" on second syllable).



## LEWIS-HARRIS, CHRIS

CB #37

Height: 5-10

Weight: 186

College: Tennessee-Chattanooga

Experience: 3rd-year player in 2015

2014 games-starts: 4-0

Career games-starts: 12-0

Born: 2-11-89

Hometown: Smyrna, Ga.

Acquired: CFA'12

A third-year player for 2015, former college free agent has logged 12 games for Bengals from '12-14, and has played in two postseason games ... Played four games in '14, seeing action on special teams ... Played six games in '13 ... After spending the majority of '12 on Bengals practice squad, gained late roster spot, playing in two regular-season games and Wild Card playoff.

Career transactions: Signed with Cincinnati as college free agent on 7-26-12 ... Waived by Bengals on 8-31-12 ... Signed to Bengals practice squad on 9-1-12 ... Signed to Bengals roster on 9-29-12 ... Waived by Bengals on 10-2-12 ... Signed to Bengals practice squad on 10-4-12 ... Signed to Bengals roster on 12-28-12 ... Waived by Bengals on 8-31-13 ... Signed to Bengals practice squad on 9-1-13 ... Signed to Bengals roster on 9-21-13 ... Waived by Bengals on 11-16-13 ... Signed to Bengals practice squad on 11-19-13 ... Signed to Bengals roster on 12-12-13 ... Re-signed with Bengals as exclusive rights player on 3-11-15.

2014 recap: Played in Games 8, 10, 14 and 16 ... Active-DNP for Game 9 ... Inactive (coaches' decision) for Games 3-7, 11-13 and 15, and for Wild Card playoff ... Played in all four preseason games, with a start Aug. 28 vs. Indianapolis ... Suspended by NFL for Games 1-2 of regular season (Substance Abuse policy) ... Activated to roster on Sept. 17.

Previous seasons: 2012—The college free agent signee played in two regular-season games, and was on practice squad for the other 14 contests

... Made his NFL debut on Sept. 30 at Jacksonville, but recorded no statistics ... Recorded one tackle on Dec. 30 vs. Baltimore ... Played in the Bengals' Wild Card playoff on 1-5-13 at Houston, but recorded no statistics. 2013—Played in Games 3-5 and 14-16 on special teams (four tackles) ... Was inactive for Games 6-10 ... Was on the practice squad for Games 1-2 and 11-13 ... Recorded two special teams tackles Oct. 6 vs. New England, which tied for the team lead.

College: Played four seasons at Tennessee-Chattanooga (2008-11) posting 183 tackles, five INTs, 23 passes defended, two forced fumbles and two fumble recoveries ... Was redshirted in '07 ... Played in 44 career games (38 starts) ... Was second-team All-Southern Conference as senior, logging career-best 59 tackles with one INT and a forced fumble ... Played both CB and S during career.

Personal: Hometown is Smyrna, Ga. ... Attended Campbell High School, where he was named Associated Press First-Team All-State in Georgia's Class 5A ... Also played WR in high school, and competed in track and field ... Earned degree from Tennessee-Chattanooga in Business and Entrepreneurship in fall of 2011 ... Member of Alpha Phi Alpha fraternity.

NOTE ABOUT NFL EXPERIENCE: Lewis-Harris did not earn an accrued year of experience toward NFL free agency in 2012 because he was not on a 53-player roster, a Reserve/Injured list or a Reserve/Physically Unable to Perform list for the required minimum of six games that season.

### CHRIS LEWIS-HARRIS' STATISTICS

YEAR	TEAM	G-S	DEFENSE						INTERCEPTIONS					SCORING					
			ST	AT	TT	SKS-YDS	PD	FF	FR-YDS	NO	YDS	AVG	LG	TD	TD	TD-IntRt	TD-FRRt	S	PTS
2012	Cincinnati	2-0	1	0	1	0-0	0	0	0-0	—	—	—	—	—	—	—	—	—	—
2013	Cincinnati	6-0	0	0	0	0-0	0	0	0-0	—	—	—	—	—	—	—	—	—	—
2014	Cincinnati	4-0	0	0	0	0-0	0	0	0-0	—	—	—	—	—	—	—	—	—	—
CAREER		12-0	1	0	1	0-0	0	0	0-0	—	—	—	—	—	—	—	—	—	—

YEAR	TEAM	SPECIAL TEAMS						KICKOFF RETURNS					PUNT RETURNS								
		ST	AT	TT	FF	FR-YDS	BP	BFG	BXP	NO	YDS	AVG	FC	LG	TD	NO	YDS	AVG	FC	LG	TD
2013	Cincinnati	4	0	4	0	0-0	0	0	0	—	—	—	—	—	—	—	—	—	—	—	—
CAREER		4	0	4	0	0-0	0	0	0	—	—	—	—	—	—	—	—	—	—	—	—

### POSTSEASON

YEAR	TEAM	G-S	DEFENSE						INTERCEPTIONS					SCORING						
			ST	AT	TT	SKS-YDS	PD	FF	FR-YDS	NO	YDS	AVG	LG	TD	TD	TD-IntRt	TD-FRRt	S	PTS	
2012	Cincinnati	1-0	0	0	0	0-0	0	0	0-0	—	—	—	—	—	—	—	—	—	—	—
2013	Cincinnati	1-0	0	0	0	0-0	0	0	0-0	—	—	—	—	—	—	—	—	—	—	—
2014	Cincinnati	0-0	DID NOT PLAY*						DID NOT PLAY*					DID NOT PLAY*						
CAREER		2-0	0	0	0	0-0	0	0	0-0	—	—	—	—	—	—	—	—	—	—	—

\* NOTE: Lewis-Harris was inactive for one postseason game with Cincinnati in 2014.



# MAUALUGA, REY

LB #58

**Height:** 6-2  
**Weight:** 255  
**College:** Southern California  
**Experience:** 7th-year player in 2015

**2014 games-starts:** 12-12  
**Career games-starts:** 85-84  
**Born:** 1-20-87  
**Hometown:** Eureka, Calif.  
**Acquired:** D2'09

*Second-round pick in 2009 Draft played his sixth Bengals season in 2014, and on 3-5-15 he signed new three-year contract, electing to bypass unrestricted free agency ... Suffered hamstring injury on Oct. 12 of last season vs. Carolina, and missed four games, but returned to action and was major factor in improved rush defense down the stretch toward playoff berth ... Finished second on team in tackles in each season from 2011-13 ... The '14 season was his fourth as No. 1 MLB, after two seasons at SLB.*

**Career transactions:** Selected by Cincinnati in second round of 2009 NFL Draft (38th overall) ... Signed with Bengals on 7-29-09 ... Re-signed with Bengals as unrestricted free agent on 3-18-13 ... Re-signed with Bengals on 3-5-15.

**2014 highlights:** Started at MLB in 12 games (Games 1-5 and 10-16) and in Wild Card playoff ... Inactive for Games 6-9 (hamstring) ... Had 59 tackles (five for-loss), an INT and four passes defended in regular season ... Tied for team lead with nine tackles on Oct. 5 at New England ... Four tackles on Oct. 12 vs. Carolina before leaving game with hamstring injury in the fourth quarter ... Returned to starting lineup on Nov. 16 at New Orleans and was a key part of Bengals goal-line stand, stopping Saints FB Erik Lorig for a loss of one on a pass play on fourth-and-goal play from the one ... On Nov. 23 at Houston, his INT and four-yard return to Texans 22 set up a Bengals TD for a 16-3 third-quarter lead ... Also at Houston, was part of defensive push which caused Texans RB Alfred Blue to stumble over backpedaling offensive lineman in the end zone, leading to Blue being tackled for a safety by Geno Atkins ... Ranked second on the team with eight tackles on Dec. 7 vs. Pittsburgh ... Tied for team lead with six tackles (one for-loss) and had a pass defended on Dec. 14 at Cleveland ... Ranked second on team with 10 tackles on Dec. 22 vs. Denver ... Two tackles and a pass defended in Wild Card playoff on 1-4-15 at Indianapolis, but left game in second quarter with hamstring injury.

**Previous seasons:** **2009**—Earned No. 1 SLB position as Bengals rookie and ranked fifth on team in tackles (80) ... Led team in total forced fumbles (three), with two on defense and one on special teams ... Suffered left ankle fracture in Game 15, Dec. 27 vs. Kansas City, and was placed Dec. 30 on Reserve/Injured list, missing season finale and Wild Card playoff ... Had key forced fumble against in third quarter Sept. 20 at Green Bay, with Bengals recovering at their 38 and driving 62 yards for TD that put team ahead to stay ... Also at Green Bay, had sack and forced fumble on Aaron Rodgers (Packers recovered) and six total tackles. **2010**—Nine tackles (led LBs) Oct. 10 vs. Tampa Bay, including 10-yard sack of Josh Freeman that helped set up game's first TD drive in first quarter ... Led team with 13 tackles Oct. 31 vs. Miami ... On Nov. 25 at N.Y. Jets, had first pro INT, off Mark Sanchez ... On Dec. 26 vs. San Diego, had key INT against Philip Rivers, returning 47 yards to San Diego 21, setting up TD drive. **2011**—Second on team in tackles (115), despite missing three games with ankle sprain ... Led team in forced fumbles (three) and tied for team lead in combined fumbles forced/recovered (four) ... On Sept. 25 vs. San Francisco, forced fumble by Frank Gore at Bengals 16 in fourth quarter (Bengals recovered)

... Team-leading 12 tackles Oct. 2 vs. Buffalo ... Team-leading 10 tackles Oct. 9 at Jacksonville, along with key pass defended as Bengals held Jaguars to second-quarter FG after Jacksonville returned INT to Cincinnati two ... Had two forced fumbles (both recovered by Cincinnati) Dec. 11 vs. Houston, including second-quarter play on which he stopped RB Ben Tate for two-yard loss on first-and-goal from Bengals one, recovering the fumble himself ... Set up first Bengals score Dec. 24 vs. Arizona, intercepting John Skelton pass with two-yard return to Cardinals 23 ... Led team with personal season-high 14 tackles 1-1-12 vs. Baltimore ... Three tackles in Wild Card playoff 1-7-12 at Houston. **2012**—Started all 16 games and Wild Card playoff ... His total of 152 tackles trailed only WLB Vontaze Burfict ... Had at least a share of team tackles lead in seven games, and logged double-digits in tackles in eight contests ... Also led front seven in passes defended (five) ... Led team in tackles (12) on Sept. 16 vs. Cleveland, and led Sept. 23 at Washington (13) and Oct. 7 vs. Miami (13) ... Also led on Nov. 4 vs. Denver (10), Nov. 11 vs. N.Y. Giants (13) and Nov. 18 at Kansas City (eight, including one sack) ... Second on team with 10 tackles Nov. 25 vs. Oakland, and recovered a fumble ... Led team with 15 tackles in Wild Card playoff on 1-5-13 at Houston. **2013**—Started 13 games (Games 1-8 and 12-16), and his 110 tackles ranked second on team ... Also had a sack, an INT and three passes defended ... Inactive for Games 9-11 due to a knee injury and a concussion ... Team-leading 12 tackles on Sept. 16 vs. Pittsburgh ... Eleven tackles on Sept. 22 vs. Green Bay ... Personal season-high 14 tackles on Sept. 29 at Cleveland ... Ten tackles and a pass defended Oct. 20 at Detroit ... Five tackles including one for a loss Oct. 27 vs. Jets before suffering a knee injury and a concussion ... Returned from injury on Dec. 1 at San Diego and logged 10 tackles, including sack (zero yards) of Philip Rivers ... Intercepted Matt Cassel pass Dec. 22 vs. Minnesota ... Led team with 15 tackles in Wild Card playoff 1-5-14 vs. San Diego.

**College:** Played 50 games with 34 starts over four seasons (2005-08) at USC ... Earned multiple national honors as senior, and joined Bengals with reputation as one of college ranks' best ever for combination of hard hitting and speed to cover field ... Named freshman All-American in '05, and was first-team All-Pac 10 in final three seasons, topped by consensus All-American honors as senior ... Won '08 Bednarik Award (nation's top defensive player) and was named National Defensive Player of the Year by CBSsports.com ... As senior, was leading tackler (79) on unit that led nation in scoring defense (9.0 points per game) and finished second in fewest yards allowed (221.8) ... Helped lead Trojans to 46-6 record over four seasons.

**Personal:** Parents are native Samoans ... Grew up in a military family ... Born in Oklahoma City, but moved with family as an infant to Honolulu, where he lived until age 12 ... Later lived in Oxnard, Calif., and Eureka, Calif. ... Attended Eureka High School, where he was named first-team All-American as senior by Parade and USA Today ... Spent 2001 prep freshman year at St. Bonaventure High School in Ventura, Calif. ... Majored in sociology at Southern California ... Had supporting role in 2014 Disney motion picture, "Million Dollar Arm" ... Enjoys traveling, and playing piano and ukulele ... First name is pronounced "RAY" and last name is pronounced "mow(rhymes with 'now')-uh-LOO-guh."

## REY MAUALUGA'S STATISTICS

YEAR	TEAM	G-S	DEFENSE							INTERCEPTIONS					SCORING					
			ST	AT	TT	SKS-YDS	PD	FF	FR-YDS	NO	YDS	AVG	LG	TD	TD	TD-IntRt	TD-FRRt	S	PTS	
2009	Cincinnati	15-15	44	36	80	1-8	2	2	0-0	0	0	—	—	0	—	—	—	—		
2010	Cincinnati	16-15	50	31	81	1-10	2	0	0-0	2	58	29.0	47	0	—	—	—	—		
2011	Cincinnati	13-13	71	44	115	0-0	3	3	1-0	1	2	2.0	2	0	—	—	—	—		
2012	Cincinnati	16-16	92	60	152	1-0	5	0	1-0	0	0	—	—	0	—	—	—	—		
2013	Cincinnati	13-13	67	43	110	1-0	3	0	0-0	1	14	14.0	14	0	—	—	—	—		
2014	Cincinnati	12-12	33	26	59	0-0	4	0	0-0	1	4	4.0	4	0	—	—	—	—		
CAREER		85-84	357	240	597	4-18	19	5	2-0	5	78	15.6	47	0	—	—	—	—		
YEAR	TEAM	SPECIAL TEAMS							KICKOFF RETURNS					PUNT RETURNS						
		ST	AT	TT	FF	FR-YDS	BP	BFG	BXP	NO	YDS	AVG	FC	LG	TD	NO	YDS	AVG	FC	LG
2009	Cincinnati	3	0	3	1	0-0	0	0	0	—	—	—	—	—	—	—	—	—	—	—
2010	Cincinnati	0	1	1	0	0-0	0	0	0	—	—	—	—	—	—	—	—	—	—	—
CAREER		3	1	4	1	0-0	0	0	0	—	—	—	—	—	—	—	—	—	—	—


## POSTSEASON

YEAR	TEAM	G-S	DEFENSE						INTERCEPTIONS					SCORING					
			ST	AT	TT	SKS-YDS	PD	FF	FR-YDS	NO	YDS	AVG	LG	TD	TD	TD-IntRt	TD-FRRt	S	PTS
2009	Cincinnati	0-0	DID NOT PLAY*						DID NOT PLAY*					DID NOT PLAY*					
2011	Cincinnati	1-1	1	2	3	0-0	0	0	0-0	—	—	—	—	—	—	—	—	—	—
2012	Cincinnati	1-1	12	3	15	0-0	0	0	0-0	—	—	—	—	—	—	—	—	—	
2013	Cincinnati	1-1	12	3	15	0-0	0	0	0-0	—	—	—	—	—	—	—	—	—	
2014	Cincinnati	1-1	2	0	2	0-0	1	0	0-0	—	—	—	—	—	—	—	—	—	
CAREER		4-4	27	8	35	0-0	1	0	0-0	—	—	—	—	—	—	—	—	—	

\* NOTE: Mauluga was on the Reserve/Injured list for one postseason game with Cincinnati in 2009.

## 2014 REGULAR-SEASON GAME-BY-GAME

DATE	OPPONENT	ST	AT	TT	DEFENSE					INTERCEPTIONS				
					SKS-YDS	INT-YDS	PD	FF	FR-YDS	NO	YDS	AVG	LG	TD
9-7	at Baltimore	1	2	3	0-0	0-0	0	0	0-0	0	0	—	—	0
9-14	ATLANTA	0	1	1	0-0	0-0	0	0	0-0	0	0	—	—	0
9-21	TENNESSEE	1	1	2	0-0	0-0	0	0	0-0	0	0	—	—	0
9-28	— BYE —													
10-5	at New England	5	4	9	0-0	0-0	0	0	0-0	0	0	—	—	0
10-12	CAROLINA	2	2	4	0-0	0-0	0	0	0-0	0	0	—	—	0
10-19	at Indianapolis				INACTIVE							INACTIVE		
10-26	BALTIMORE				INACTIVE							INACTIVE		
11-2	JACKSONVILLE				INACTIVE							INACTIVE		
11-6	CLEVELAND				INACTIVE							INACTIVE		
11-16	at New Orleans	3	0	3	0-0	0-0	0	0	0-0	0	0	—	—	0
11-23	at Houston	4	2	6	0-0	1-4	1	0	0-0	1	4	4.0	4	0
11-30	at Tampa Bay	1	0	1	0-0	0-0	1	0	0-0	0	0	—	—	0
12-7	PITTSBURGH	2	6	8	0-0	0-0	0	0	0-0	0	0	—	—	0
12-14	at Cleveland	3	3	6	0-0	0-0	1	0	0-0	0	0	—	—	0
12-22	DENVER	6	4	10	0-0	0-0	0	0	0-0	0	0	—	—	0
12-28	at Pittsburgh	5	1	6	0-0	0-0	1	0	0-0	0	0	—	—	0
TOTALS		33	26	59	0-0	1-4	4	0	0-0	1	4	4.0	4	0



# McCALEBB, ONTERIO

WR #23

Height: 5-10  
 Weight: 175  
 College: Auburn  
 Experience: 1st-year player in 2015

2014 games-starts: 1-0  
 Career games-starts: 1-0  
 Born: 8-10-89  
 Hometown: Fort Meade, Fla.  
 Acquired: CFA'13

A first-year NFL player, McCalebb is a speedy player who is making a position switch for 2015 ... After spending his college career as a RB, he was switched to CB for 2013 and '14 seasons, and now has been switched to WR for '15 ... Also is solid prospect as kick returner ... Originally signed with Bengals as college free agent in 2013, he has spent most of last two seasons on Cincinnati practice squad, with one game appearance ... Tied for second-fastest 40 time at 2013 NFL Combine (4.34) ... At Auburn, joined Kentucky's Derrick Locke as only players in SEC history to gain more than 2000 rushing, 1000 kick return and 500 career receiving yards.

Career transactions: Signed with Cincinnati as college free agent on 5-1-13 ... Waived by Bengals on 8-31-13 ... Signed to Bengals practice squad on 9-1-13 ... Signed to Bengals roster on 1-6-14 ... Contract terminated by Bengals on 8-30-14 ... Signed to Bengals practice squad on 8-31-14 ... Signed to Bengals roster on 9-6-14 ... Waived by Bengals on 9-9-14 ... Signed to Bengals practice squad on 9-10-14 ... Signed to Bengals roster on 1-5-15.

2014 recap: Made NFL debut on Sept. 7 at Baltimore, playing on special teams (no statistics) ... On practice squad for Games 2-16 and Wild Card playoff, and signed just after the season to a Reserve/Future contract for 2015 ... Played in all four 2014 preseason games, with three special teams tackles, one pass defended and a 59-yard kickoff return.

2013: On practice squad for Games 1-16 and Wild Card playoff ... Played

in all four preseason games, with no defensive statistics, but had three kickoff returns for 76 yards (25.3).

College: Played four seasons (2009-12) at Auburn, seeing action in 50 games ... Finished career as ninth-leading rusher in school history (2586 yards) ... Averaged 25.7 yards on 53 kickoff returns, including TDs of 83 and 100 yards ... Averaged 6.3 yards per rush (406-2586) and 9.8 yards per reception (63-620) ... Scored 29 TDs — 24 rushing, three receiving and two on returns ... Played in every game as a sophomore for BCS National Championship team, and his 810 rushing yards on 95 carries worked out to a school season record of 8.5 yards per carry ... Rushed six-for-47 and had two receptions for 10 yards in national title win over Oregon ... In 2009, became first Auburn freshman to rush for 100 yards or more in his first two games ... Spent 2008 season in prep school at Hargrave Military Academy (Chatham, Va.).

Personal: Hometown is Fort Meade, Fla. ... Attended Fort Meade (Fla.) High School, where he recorded 1995 rushing yards and 27 TDs as a senior ... Interdisciplinary Studies major at Auburn ... Last name is pronounced "mc-KAY-lebb."

NOTE ABOUT NFL EXPERIENCE: McCalebb did not earn an accrued year of experience toward NFL free agency in 2013 or '14 because he was not on a 53-player roster, a Reserve/Injured list or a Reserve/Physically Unable to Perform list for the required minimum of six games in either season.

## ONTERIO McCALEBB'S STATISTICS

YEAR	TEAM	G-S	DEFENSE						INTERCEPTIONS					SCORING					
			ST	AT	TT	SKS-YDS	PD	FF	FR-YDS	NO	YDS	AVG	LG	TD	TD	TD-IntRt	TD-FRRt	S	PTS
2013	Cincinnati	0-0				DID NOT PLAY*			DID NOT PLAY*					DID NOT PLAY*					
2014	Cincinnati	1-0	0	0	0	0-0	0	0	0-0	—	—	—	—	—	—	—	—	—	—
CAREER		1-0	0	0	0	0-0	0	0	0-0	—	—	—	—	—	—	—	—	—	—

## POSTSEASON

YEAR	TEAM	G-S	DEFENSE						INTERCEPTIONS					SCORING					
			ST	AT	TT	SKS-YDS	PD	FF	FR-YDS	NO	YDS	AVG	LG	TD	TD	TD-IntRt	TD-FRRt	S	PTS
2013	Cincinnati	0-0				DID NOT PLAY*			DID NOT PLAY*					DID NOT PLAY*					
2014	Cincinnati	0-0				DID NOT PLAY*			DID NOT PLAY*					DID NOT PLAY*					
CAREER		0-0	0	0	0	0-0	0	0	0-0	—	—	—	—	—	—	—	—	—	—

\* NOTE: McCalebb was on the practice squad for 16 regular-season games and one postseason game with Cincinnati in 2013. He was on the practice squad for one postseason game with Cincinnati in 2014.



# McCARRON, AJ

QB #5

Height: 6-3  
 Weight: 210  
 College: Alabama  
 Experience: 1st-year player in 2015

2014 games-starts: 0-0  
 Career games-starts: 0-0  
 Born: 9-13-90  
 Hometown: Mobile, Ala.  
 Acquired: D5'14

*One of the biggest winners among QBs in college history, and also a multiple career-record holder at Alabama, McCarron joined 53-player roster late in 2014 after rehab from shoulder injury ... Looks for chance in 2015 to prove he should have rated higher than the ninth QB selected in 2014 Draft ... Posted a 36-4 record in three seasons as a Crimson Tide starter, leading national championship teams in 2011 and '12 ... Set school records for TD passes (77), passing yards (9019) and completion percentage (66.9), and his INT percentage (1.46) was the lowest in NCAA annals (15 INTs in 1026 attempts) ... Finished second in '13 Heisman Trophy voting behind Florida State QB Jameis Winston.*

Career transactions: Selected by Cincinnati in fifth round of 2014 NFL Draft (164th overall) ... Signed with Bengals on 5-22-14.

2014 recap: Missed entire preseason with shoulder injury that predated start of training camp, and was placed Aug. 30 on Reserve/Non-Football Injury list ... Cleared to practice on Nov. 18, and was activated to 53-man roster on Dec. 9 ... Was game day Inactive (coaches' decision) for Games 14-16 and for Wild Card playoff.

College: Played four seasons (2010-13) at Alabama, with a redshirt year in '09 ... Played 53 games with 40 starts ... Only QB to win back-to-back BCS

national championships ... In 2013, led Alabama to 11-2 record, and had team in position to reach a third straight BCS title game until Auburn used a 109-yard missed FG return to beat Tide 34-28 on final play of regular-season finale ... In addition to finishing second in 2013 Heisman Trophy voting, won the Maxwell Award and Johnny Unitas Golden Arm Award ... Led 2012 Tide to 13-1 record and second straight BCS title, including 42-14 rout of Notre Dame in championship game ... Passed for 30 TDs and just three INTs in '12, and the 30 TD passes set a school record, while his INT percentage of 0.96 was the lowest ever for an SEC performer (minimum 200 completions) ... In 2011, won starting QB job as a sophomore and led team to a 12-1 record, with 21-0 conquest of LSU in BCS finale.

Personal: Hometown is Mobile, Ala. ... Attended St. Paul's Episcopal School, where he led the team to a 14-1 record and a state championship as a junior ... Business major at Alabama ... Married (wife is model and television personality Katherine Webb).

*NOTE ABOUT NFL EXPERIENCE: McCarron did not earn an accrued year of experience toward NFL free agency in 2014 because he was not on a 53-player roster, a Reserve/Injured list or a Reserve/Physically Unable to Perform list for the required minimum of six games.*

## AJ McCARRON'S STATISTICS


			PASSING											
YEAR	TEAM	G-S	ATT	CMP	CMP%	YDS	YDS/ATT	TD	TD%	INT	INT%	LG	SKD-YDS	RAT
2014	Cincinnati	0-0	DID NOT PLAY*											
CAREER		0-0	0	0	—	0	—	0	—	0	—	—	0-0	—

## POSTSEASON

			PASSING											
YEAR	TEAM	G-S	ATT	CMP	CMP%	YDS	YDS/ATT	TD	TD%	INT	INT%	LG	SKD-YDS	RAT
2014	Cincinnati	0-0	DID NOT PLAY*											
CAREER		0-0	0	0	—	0	—	0	—	0	—	—	0-0	—

\* NOTE: McCarron was on the Reserve/Non-Football Injury list for 13 regular-season games and he was active/DNP for three regular-season games and one postseason game with Cincinnati in 2014.





# MONTGOMERY, SAM

DE #67

**Height:** 6-3  
**Weight:** 265  
**College:** Louisiana State  
**Experience:** 2nd-year player in 2015

**2014 games-starts:** 0-0  
**Career games-starts:** 0-0  
**Born:** 5-25-90  
**Hometown:** Greenwood, S.C.  
**Acquired:** FA'14

*A second-year pro for 2015, Montgomery is signed for '15 after spending all of the 2014 season on the Bengals' practice squad ... Entered the NFL in 2013 with the Houston Texans and spent time on the Texans' roster (recorded no games played); also spent time on the Oakland Raiders' practice squad ... A third-round draft pick by Houston, Montgomery had an impact career at Louisiana State.*

**Career transactions:** Selected by Houston in third round of 2013 NFL Draft (95th overall) ... Signed with Texans on 5-23-13 ... Waived by Texans on 10-21-13 ... Signed to Oakland practice squad on 12-18-13 ... Released from Raiders practice squad on 12-21-13 ... Signed with Cincinnati as a free agent on 4-11-14 ... Contract terminated by Bengals on 8-30-14 ... Signed to Bengals practice squad on 8-31-14 ... Signed to Bengals roster on 1-23-15.

**2014 recap:** Signed with Bengals in April as free agent ... Played in all four preseason games, with seven tackles, including one sack ... On practice squad for Games 1-16 and for Wild Card playoff.

**2013:** Played for Houston in preseason, and inactive on roster for regular-season Games 1-7 ... Listed by Texans as a LB, after playing DE in college ...

After late October release by Houston, was signed briefly to Oakland practice squad in December.

**College:** Played three seasons at DE (2010-12) at LSU, helping Tigers to an overall 34-6 record and berth in 2011 BCS National Championship game (lost to Alabama) ... Had 19 sacks, tied for sixth in program history, in just 31 career games ... Also had 32.5 tackles-for-loss ... As a junior in 2012, earned second-team All-America honors from Sports Illustrated and Walter Camp Foundation, and was three times named SEC Defensive Lineman of the Week ... First-team All-SEC selection in each of his last two seasons ... Redshirt year in 2009.

**Personal:** Hometown is Greenwood, S.C. ... Attended Greenwood High School, where he twice earned all-state honors ... As prep senior, named by ESPN.com as No. 2 DL prospect in the nation ... Also lettered in prep basketball ... Sports administration major at LSU.

*NOTE ABOUT NFL EXPERIENCE: Montgomery did not earn an accrued year of experience toward NFL free agency in 2014 because he was not on a 53-player roster, a Reserve/Injured list or a Reserve/Physically Unable to Perform list for the required minimum of six games.*


## SAM MONTGOMERY'S STATISTICS

YEAR	TEAM	G-S	DEFENSE						INTERCEPTIONS					SCORING					
			ST	AT	TT	SKS-YDS	PD	FF	FR-YDS	NO	YDS	AVG	LG	TD	TD	TD-IntRt	TD-FRRt	S	PTS
2013	Houston	0-0				DID NOT PLAY*								DID NOT PLAY*					
2014	Cincinnati	0-0				DID NOT PLAY*								DID NOT PLAY*					
CAREER		0-0	0	0	0	0-0	0	0	0-0	—	—	—	—	—	—	—	—	—	—

## POSTSEASON

YEAR	TEAM	G-S	DEFENSE						INTERCEPTIONS					SCORING					
			ST	AT	TT	SKS-YDS	PD	FF	FR-YDS	NO	YDS	AVG	LG	TD	TD	TD-IntRt	TD-FRRt	S	PTS
2014	Cincinnati	0-0				DID NOT PLAY*								DID NOT PLAY*					
CAREER		0-0	0	0	0	0-0	0	0	0-0	—	—	—	—	—	—	—	—	—	—

\* NOTE: Montgomery was inactive for seven regular-season games with Houston in 2013. He also was on practice squad for a few days with Oakland in 2013, but that period did not overlap any of the Raiders' games. He was on the practice squad for 16 regular-season games and one postseason game with Cincinnati in 2014.



# MOORE, DENARIUS

# WR #17

**Height:** 6-0  
**Weight:** 190  
**College:** Tennessee  
**Experience:** 5th-year player in 2015

**2014 games-starts:** 10-2  
**Career games-starts:** 51-37  
**Born:** 12-9-88  
**Hometown:** Tatum, Texas  
**Acquired:** UFA(Oak.)'15

*Veteran receiver with big-play capability, Moore joins Bengals as an unrestricted free agent after spending 2011-14 with Oakland ... A fifth-round Oakland draft selection in 2011, played in 51 games with 37 starts for Raiders, totaling 142 receptions for 2169 yards (15.3) and 17 TDs ... Has seven career receptions of 46 or more yards, including four of 58 or more (78, 73, 61, 58) ... Has 42 career punt returns for 6.8 average.*

**Career transactions:** Selected by Oakland in fifth round of 2011 NFL Draft (148th overall) ... Signed with Raiders on 7-31-11 ... Signed with Cincinnati as unrestricted free agent on 4-6-15.

**2014 highlights:** Played in 10 games (two starts) for Raiders, catching 12 passes for 115 yards ... Inactive for season's last five games, due in part to knee and ankle injuries ... Three receptions for 29 yards on Sept. 14 vs. Houston ... Three-for-23 on Sept. 21 at New England, leading team in targets (seven) ... On Nov. 2 at Seattle, saw action on offense and special teams, returning one punt for 23 yards ... On Nov. 9 at Denver, had season-long 28-yard reception.

**Previous Seasons:** **2011**—Raiders rookie played in 13 games with 10 starts, and ranked third on team with 33 receptions and second with 618 receiving yards ... Led team with five receiving TDs ... Averaged 18.7 yards per reception, fourth highest total among NFL players with at least 30 catches ... Averaged 8.6 yards on 25 punt returns ... Enjoyed breakout game on Sept. 18 at Buffalo, with five passes for 146 yards and one TD, and was voted Pepsi Rookie of the Week on NFL.com ... In win Dec. 24 at Kansas City, caught four-for-94 with one TD ... Closed season with 101 yards on three catches on 1-1-12 vs. San Diego, including career-long 78-yarder. **2012**—Played in 15 Raiders games,

all starts, after missing the season opener due to hamstring strain ... Caught 51-for-741 and a team leading seven TDs, all career highs ... On Oct. 14 at Atlanta, caught five-for-104, with one TD ... On Oct. 28 at Kansas City, caught five-for-96 and had a TD for third straight game ... Three-for-90, with 30-yard TD, on Nov. 11 at Baltimore ... One catch on Nov. 25 at Bengals, a 20-yarder from Carson Palmer for lone Raiders TD in 34-10 loss. **2013**—Played in 13 Raiders games (10 starts), and finished second on team in receptions (46) and receiving yards (695) while leading team in TDs (five) ... On Sept. 23 at Denver, posted fifth-career 100-yard receiving game, with 124 yards on a career high six catches, including 73-yard TD ... On Oct. 13 at Kansas City, caught five-for-82 with one TD.

**College:** Played four seasons (2008-11) at Tennessee, with 52 games played and 20 starts ... Had 112 receptions for 2004 yards (17.9), with 18 TDs ... As a senior, started all 13 games and finished second in nation in yards per catch (20.9), on 47-for-981, and scored nine TDs ... Had two 200-yard receiving performances as a junior, 205 against Kentucky and 228 against South Carolina, the only FBS player to post two on the season.

**Personal:** Hometown is Tatum, Texas ... Attended Tatum High School, where he was twice named Texas Sportswriters Association First-Team All-State as a kick returner and Second-Team All-State selection as a defensive back ... Also competed in track and set the school record in route to winning the Texas state championship in the 110-meter hurdles (13.73 seconds) as a junior ... Was the starting point guard on prep basketball team and averaged 20.1 points per game ... Criminal justice major at Tennessee ... Supported Raiders efforts in Toys for Tots events for disadvantaged children ... First name is pronounced "deh-NAIR-ee-us."

## DENARIUS MOORE'S STATISTICS

YEAR	TEAM	G-S	RECEIVING					RUSHING					SCORING						
			NO	YDS	AVG	LG	TD	ATT	YDS	AVG	LG	TD	TD	TD-R	TD-P	TD-Rt	2-PIC	PTS	
2011	Oakland	13-10	33	618	18.7	78	5	5	61	12.2	25	1	6	1	5	0	0	0	36
2012	Oakland	15-15	51	741	14.5	58	7	1	-5	-5.0	-5	0	7	0	7	0	0	0	42
2013	Oakland	13-10	46	695	15.1	73t	5	0	0	—	—	0	5	0	5	0	0	0	30
2014	Oakland	10-2	12	115	9.6	28	0	1	1	1.0	1	0	0	0	0	0	0	0	0
CAREER		51-37	142	2169	15.3	78	17	7	57	8.1	25	1	18	1	17	0	0	0	108

YEAR	TEAM	SPECIAL TEAMS							KICKOFF RETURNS						PUNT RETURNS					
		ST	AT	TT	FF	FR-YDS	BP	BFG	BXP	NO	YDS	AVG	FC	LG	TD	NO	YDS	AVG	FC	LG
2011	Oakland	—	—	—	—	—	—	—	2	37	18.5	0	20	0	25	216	8.6	7	34	0
2012	Oakland	—	—	—	—	—	—	—	0	0	—	0	—	0	9	32	3.6	4	19	0
2014	Oakland	—	—	—	—	—	—	—	0	0	—	0	—	0	8	38	4.8	6	23	0
CAREER		—	—	—	—	—	—	—	2	37	18.5	0	20	0	42	286	6.8	17	34	0

**RECEIVING SINGLE-GAME HIGHS:** RECEPTIONS—6 (for Oakland; 9-23-13 at Denver). YARDS—146 (for Oakland; 9-18-11 at Buffalo). LONG—73t (for Oakland; 9-23-13 at Denver). TOUCHDOWNS—2 (for Oakland; 11-10-11 at San Diego).

**RUSHING SINGLE-GAME HIGHS:** ATTEMPTS—1 (seven times; most recently for Oakland on 11-9-14 vs. Denver). YARDS—25 (for Oakland; 9-18-11 at Buffalo). LONG—25 (for Oakland; 9-18-11 at Buffalo). TOUCHDOWNS—1 (for Oakland; 9-25-11 vs. N.Y. Jets).


**KICKOFF RETURN SINGLE-GAME HIGHS:** RETURNS—1 (two times; most recently for Oakland on 12-18-11 vs. Detroit). YARDS—20 (for Oakland; 11-20-11 at Minnesota). LONG—20 (for Oakland; 11-20-11 at Minnesota). TOUCHDOWNS—(none).

**PUNT RETURN SINGLE-GAME HIGHS:** RETURNS—4 (three times; most recently for Oakland on 11-6-11 vs. Denver). YARDS—43 (for Oakland; 11-6-11 vs. Denver). LONG—34 (for Oakland; 11-20-11 at Minnesota). TOUCHDOWNS—(none).

2014 REGULAR-SEASON GAME-BY-GAME														
DATE	OPPONENT	RECEIVING					RUSHING							
		NO	YDS	AVG	LG	TD	ATT	YDS	AVG	LG	TD			
9-7	at N.Y. Jets	2	8	4.0	8	0	0	0	—	—	0			
9-14	HOUSTON	3	29	9.7	12	0	0	0	—	—	0			
9-21	at New England	3	23	7.7	11	0	0	0	—	—	0			
9-28	MIAMI	INACTIVE					INACTIVE							
10-5	— BYE —													
10-12	SAN DIEGO	1	9	9.0	9	0	0	0	—	—	0			
10-19	ARIZONA	1	13	13.0	13	0	0	0	—	—	0			
10-26	at Cleveland	1	5	5.0	5	0	0	0	—	—	0			
11-2	at Seattle	0	0	—	—	0	0	0	—	—	0			
11-9	DENVER	1	28	28.0	28	0	1	1	1.0	1	0			
11-16	at San Diego	0	0	—	—	0	0	0	—	—	0			
11-20	KANSAS CITY	0	0	—	—	0	0	0	—	—	0			
11-30	at St. Louis	INACTIVE					INACTIVE							
12-7	SAN FRANCISCO	INACTIVE					INACTIVE							
12-14	at Kansas City	INACTIVE					INACTIVE							
12-21	BUFFALO	INACTIVE					INACTIVE							
12-28	at Denver	INACTIVE					INACTIVE							
TOTALS		12	115	9.6	28	0	1	1	1.0	1	0			

DATE	OPPONENT	SPECIAL TEAMS							KICKOFF RETURNS						PUNT RETURNS						
		ST	AT	TT	FF	FR-YDS	BP	BFG	BXP	NO	YDS	AVG	FC	LG	TD	NO	YDS	AVG	FC	LG	TD
9-7	at N.Y. Jets	—	—	—	—	—	—	—	—	—	—	—	—	—	—	0	0	—	0	—	0
9-14	HOUSTON	—	—	—	—	—	—	—	—	—	—	—	—	—	—	0	0	—	0	—	0
9-21	at New England	—	—	—	—	—	—	—	—	—	—	—	—	—	—	0	0	—	0	—	0
9-28	MIAMI	INACTIVE							INACTIVE						INACTIVE						
10-5	— BYE —																				
10-12	SAN DIEGO	—	—	—	—	—	—	—	—	—	—	—	—	—	—	0	0	—	0	—	0
10-19	ARIZONA	—	—	—	—	—	—	—	—	—	—	—	—	—	—	1	3	3.0	0	3	0
10-26	at Cleveland	—	—	—	—	—	—	—	—	—	—	—	—	—	—	1	1	1.0	0	1	0
11-2	at Seattle	—	—	—	—	—	—	—	—	—	—	—	—	—	—	1	23	23.0	1	23	0
11-9	DENVER	—	—	—	—	—	—	—	—	—	—	—	—	—	—	1	4	4.0	2	4	0
11-16	at San Diego	—	—	—	—	—	—	—	—	—	—	—	—	—	—	3	7	2.3	1	8	0
11-20	KANSAS CITY	—	—	—	—	—	—	—	—	—	—	—	—	—	—	1	0	0.0	2	0	0
11-30	at St. Louis	INACTIVE							INACTIVE						INACTIVE						
12-7	SAN FRANCISCO	INACTIVE							INACTIVE						INACTIVE						
12-14	at Kansas City	INACTIVE							INACTIVE						INACTIVE						
12-21	BUFFALO	INACTIVE							INACTIVE						INACTIVE						
12-28	at Denver	INACTIVE							INACTIVE						INACTIVE						
TOTALS		—	—	—	—	—	—	—	—	—	—	—	—	—	—	8	38	4.8	6	23	0



## MURPHY, JAKE

TE #80

**Height:** 6-4  
**Weight:** 252  
**College:** Utah  
**Experience:** 1st-year player in 2015

**2014 games-starts:** 0-0 (0-0 Mia.; 0-0 Cin.)  
**Career games-starts:** 0-0  
**Born:** 9-21-89  
**Hometown:** Alpine, Utah  
**Acquired:** FA'14

*A first-year NFL player for 2015, Murphy seeks a Bengals roster spot after spending second half of '14 on Cincinnati practice squad ... Entered NFL in May of '14 as a college free agent with Oakland*

**Career transactions:** Signed with Oakland as college free agent on 5-16-14 ... Waived by Raiders on 8-30-14 ... Signed to Miami practice squad on 9-30-14 ... Released from Dolphins practice squad on 10-28-14 ... Signed to Cincinnati practice squad on 11-3-14 ... Signed to Bengals roster on 1-5-15.

**2014 recap:** Played in all four Oakland preseason games, with two catches for eight yards ... Waived by Raiders in final cuts, and was on Miami practice squad from Sept. 30 through Oct. 28 ... Signed to Bengals practice squad prior to Game 9, and was on practice squad through Wild Card playoff ... Signed after the season to Reserve/Future contract for 2015.

**College:** Played three seasons (2011-13) at Utah, seeing action in 30 games (14 starts) ... Redshirt year in 2010 ... Career totals of 63 receptions for

830 yards and 10 TDs ... Missed four games with a wrist injury in 2013, but managed 25 catches for 417 yards and five TDs ... Ranked second on team in 2012 in receptions (33), gaining 349 yards (ranked third), and led team in TDs (four).

**Personal:** Hometown is Alpine, Utah ... Attended American Fork High School, where he earned Class 5A All-State honors as a two-way player ... Also lettered in prep baseball and basketball, and was second-team all-state in baseball ... Father, Dale, played 18 years in major league baseball (Braves, Phillies and Rockies), and was a six-time National League all-star while winning NL MVP awards in 1982 and '83 ... Brother, Shawn, has spent time with Denver Broncos ... Served on church missions in Sydney, Australia, and Boston, Mass.

*NOTE ABOUT NFL EXPERIENCE: Murphy did not earn an accrued year of experience toward NFL free agency in 2014 because he was not on a 53-player roster, a Reserve/Injured list or a Reserve/Physically Unable to Perform list for the required minimum of six games.*

### JAKE MURPHY'S STATISTICS

YEAR	TEAM	G-S	RECEIVING					RUSHING					SCORING					
			NO	YDS	AVG	LG	TD	ATT	YDS	AVG	LG	TD	TD	TD-R	TD-P	TD-Rt	2-PtC	PTS
2014	Miami	0-0	DID NOT PLAY*					DID NOT PLAY*					DID NOT PLAY*					
	Cincinnati	0-0	DID NOT PLAY*					DID NOT PLAY*					DID NOT PLAY*					
CAREER		0-0	0	0	—	—	0	—	—	—	—	—	—	—	—	—	—	—

### POSTSEASON

YEAR	TEAM	G-S	RECEIVING					RUSHING					SCORING					
			NO	YDS	AVG	LG	TD	ATT	YDS	AVG	LG	TD	TD	TD-R	TD-P	TD-Rt	2-PtC	PTS
2014	Cincinnati	0-0	DID NOT PLAY*					DID NOT PLAY*					DID NOT PLAY*					
CAREER		0-0	0	0	—	—	0	—	—	—	—	—	—	—	—	—	—	—

\* NOTE: Murphy was on the practice squad for three regular-season games with Miami and eight regular-season games and one postseason game with Cincinnati in 2014.



# NELSON, REGGIE

S #20

**Height:** 5-11  
**Weight:** 210  
**College:** Florida  
**Experience:** 9th-year player in 2015

**2014 games-starts:** 16-16  
**Career games-starts:** 122-109  
**Born:** 9-21-83  
**Hometown:** Melbourne, Fla.  
**Acquired:** T(Jax.)'10

*Acquired in September 2010 trade with Jacksonville, Nelson has been in a No. 1 safety role for Bengals since late in '10 campaign ... Has made a habit of contributing key plays late in games to set up or seal victories ... Led 2015 team in INTs (four), including key pick in playoff-clinching win vs. Denver ... Second on team in tackles (92) ... Combined with DE Wallace Gilberry to sack Joe Flacco to seal Bengals victory in season opener at Baltimore ... Has 22 career INTs, including 15 for Cincinnati ... Tied for 2012 team lead in INTs (three), including pick in playoff-clinching Game 15 win at Pittsburgh that set up deciding FG ... Led 2011 team in INTs (four), with 75-yard return for TD ... Played in 45 games from 2007-09 with Jacksonville, starting 42.*

**Career transactions:** Selected by Jacksonville in first round of 2007 NFL Draft (21st overall) ... Signed with Jaguars on 7-28-07 ... Traded by Jaguars to Cincinnati on 9-4-10 for Bengals CB David Jones and conditional draft choice ... Re-signed with Bengals as unrestricted free agent on 3-19-12.

**2014 highlights:** Started all 16 regular-season games and Wild Card playoff at FS ... His 92 tackles included four for-loss, with 1.5 sacks ... His team-leading four INTs contributed to second-ranked team total in passes defended (13) ... Also had three special teams tackles ... Ranked second on team with nine tackles Sept. 7 at Baltimore, including a shared sack of Joe Flacco on final defensive play of game, sealing win ... Had nine-yard sack of Matt Ryan Sept. 14 vs. Atlanta, and pass defended ... Intercepted Jake Locker pass in end zone Sept. 21 vs. Tennessee to end Titans' threat just before halftime ... Led team with 11 tackles Oct. 12 vs. Carolina, and intercepted Cam Newton to set up Bengals go-ahead FG in fourth quarter ... On Nov. 30 at Tampa Bay, had pass defended on Bucs' final possession, helping seal Bengals win ... Led secondary with four tackles and had pass defended Dec. 14 at Cleveland ... On Dec. 22 vs. Denver, set up Bengals TD for 17-7 lead in the second quarter, wrestling a contested ball from TE Julius Thomas for an INT and giving Bengals possession at Denver 22 ... Had three tackles and INT Dec. 28 at Pittsburgh ... Recovered a fumble late in first half of Wild Card playoff on 1-4-15 at Indianapolis, setting up 57-yard Mike Nugent FG that closed Colts lead to 13-10.

**Previous seasons:** **2007**—Played every game as a Jaguars rookie and started last 15 ... Set team rookie record with five INTs, and tied for NFL rookie lead in INTs ... Ranked fourth on team in tackles (82), tied for second in passes defended (12) and had two forced fumbles ... Had first career INT Oct. 7 at Kansas City, off Damon Huard ... Fourth-quarter INT off Jeff Garcia helped seal victory Oct. 28 at Tampa Bay ... Later in season, intercepted passes by Philip Rivers, Peyton Manning and JaMarcus Russell. **2008**—Started 13 games for Jaguars at FS, missing Games 4-6 with knee injury ... Sealed win Dec. 14 vs. Green Bay with INT of Aaron Rodgers pass on final drive. **2009**—Logged 77 tackles (third on Jaguars) and six passes defended (ranked second) ... Played in every game and started 14 ... Made first career start at CB on Nov. 1 at Tennessee and was credited with seven tackles. **2010**—Opened training camp with Jacksonville, and traded to Cincinnati on Sept. 4, in exchange for CB David Jones and conditional draft choice ... Played every game for Bengals (six starts) ... Two INTs, and tied for team lead in forced fumbles (two) ... Logged first INT as

Bengal Dec. 5 vs. New Orleans, picking off Drew Brees pass ... Closed season Jan. 2 at Baltimore with 56-yard INT return, a forced fumble and two passes defended. **2011**—Started for Bengals at FS in all 16 games, plus Wild Card playoff ... Third on team in passes defended (eight), with two sacks and two forced fumbles ... On Sept. 11 at Cleveland, logged team-high nine tackles, including an eight-yard sack, and had one pass defended ... On Oct. 16 vs. Indianapolis, forced fourth-quarter fumble against WR Pierre Garcon that DE Carlos Dunlap returned 35 yards for game-sealing TD ... On Oct. 30 at Seattle, his 75-yard INT return for TD tacked on final points in 34-12 win ... In win Nov. 27 vs. Cleveland, intercepted Colt McCoy in fourth quarter, setting up tying FG ... Led secondary with 10 tackles Dec. 11 vs. Houston and had 23-yard INT ... On Dec. 24 vs. Arizona, tied for team lead in tackles (six), along with sack, and had INT ... Six tackles in Wild Card playoff 1-7-12 at Houston, with seven-yard sack. **2012**—Started 14 Bengals games and Wild Card playoff at FS ... Inactive for Games 9-10 due to hamstring injury ... Third on team in tackles (84), and had nine passes defended (fourth on team) and two forced fumbles ... On Dec. 2 at San Diego, had game-sealing INT in end zone with 55 seconds remaining, protecting seven-point lead ... On Dec. 9 vs. Dallas, intercepted deep pass at Bengals 14, and had an eight-yard sack ... On Dec. 23 at Pittsburgh, intercepted Ben Roethlisberger at Bengals 44 with 0:24 remaining and returned it 10 yards, putting offense in position to drive for game-winning FG ... Had 10 tackles (two for losses) in Wild Card playoff 1-5-13 at Houston. **2013**—Started 15 games and Wild Card playoff at FS ... In regular season, tied for team lead in FRs (two), and had 59 tackles with one sack, eight passes defended and forced fumble ... Inactive for Game 4 due to hamstring injury ... Helped ice Sept. 16 win vs. Pittsburgh with INT of Ben Roethlisberger at Bengals 13 in fourth quarter ... On Sept. 22 vs. Green Bay, had hand in game-winning play when he recovered fumble by RB Johnathan Franklin late in fourth quarter; Nelson subsequently fumbled on his six-yard return, but Bengals CB Terence Newman scooped loose ball and ran 58 yards for TD ... On Oct. 27 vs. Jets, logged 11-yard sack of Geno Smith ... Had secondary-leading nine tackles Nov. 17 at Cleveland, plus third-quarter INT and one additional pass defended ... Six tackles Dec. 1 at San Diego, and forced a fumble by Pro Bowl TE Antonio Gates at Bengals 18 on game's opening drive (Bengals recovered) ... Four tackles in Wild Card playoff on 1-5-14 vs. San Diego.

**College:** Consensus All-America first-team selection as a Florida senior in 2006 ... Started all 14 games at FS and had six INTs to help lead Gators to BCS national championship ... Played two seasons (2005-06), appearing in 25 games with 18 starts ... Also as a senior, won Jack Tatum Award as nation's top DB, awarded by Touchdown Club of Columbus, Ohio.

**Personal:** Hometown is Melbourne, Fla. ... Attended Palm Bay High School, where he was a two-time first team all-state selection at DB ... Has a daughter, Tyjaezia ... Active in community service, he hosted the Mary Lakes Invitational Bowl Against Breast Cancer in June 2009, honoring his mother, who died of breast cancer in '06 ... Counseled youth at juvenile detention center and was celebrity waiter for fundraiser for Jacksonville hospitals ... Also has made visits to Ronald McDonald House and served food at a homeless mission.

## REGGIE NELSON'S STATISTICS

YEAR	TEAM	G-S	DEFENSE						INTERCEPTIONS					SCORING					
			ST	AT	TT	SKS-YDS	PD	FF	FR-YDS	NO	YDS	AVG	LG	TD	TD	TD-IntRt	TD-FRRt	S	PTS
2007	Jacksonville	16-15	57	25	82	1-6	12	2	0-0	5	76	15.2	37	0	0	0	0	0	0
2008	Jacksonville	13-13	45	19	64	0-0	3	0	0-0	2	0	0.0	0	0	0	0	0	0	0
2009	Jacksonville	16-14	60	17	77	0-0	6	0	1-0	0	0	—	—	0	0	0	0	0	0
2010	Cincinnati	16-6	35	16	51	0-0	7	2	0-0	2	63	31.5	56	0	0	0	0	0	0
2011	Cincinnati	16-16	58	44	102	2-16	8	2	0-0	4	115	28.8	75t	1	1	1	0	0	6
2012	Cincinnati	14-14	58	26	84	1-8	9	2	0-0	3	10	3.3	10	0	0	0	0	0	0
2013	Cincinnati	15-15	44	15	59	1-11	8	1	2-12	2	0	0.0	0	0	0	0	0	0	0
2014	Cincinnati	16-16	60	32	92	1.5-12.5	13	0	0-0	4	30	7.5	31	0	0	0	0	0	0
JAX. TOTALS		45-42	162	61	223	1-6	21	2	1-0	7	76	10.9	37	0	0	0	0	0	0
CIN. TOTALS		77-67	255	133	388	5.5-47.5	45	7	2-12	15	218	14.5	75t	1	1	1	0	0	6
CAREER		122-109	417	194	611	6.5-53.5	66	9	3-12	22	294	13.4	75t	1	1	1	0	0	6

YEAR	TEAM	SPECIAL TEAMS								KICKOFF RETURNS						PUNT RETURNS					
		ST	AT	TT	FF	FR-YDS	BP	BFG	BXP	NO	YDS	AVG	FC	LG	TD	NO	YDS	AVG	FC	LG	TD
2007	Jacksonville	8	1	9	0	0-0	0	0	0	—	—	—	—	—	—	—	—	—	—	—	—
2008	Jacksonville	4	1	5	0	0-0	0	0	0	—	—	—	—	—	—	—	—	—	—	—	—
2009	Jacksonville	1	3	4	0	0-0	0	0	0	—	—	—	—	—	—	—	—	—	—	—	—
2010	Cincinnati	4	2	6	0	0-0	0	0	0	—	—	—	—	—	—	—	—	—	—	—	—
2011	Cincinnati	3	0	3	0	0-0	0	0	0	—	—	—	—	—	—	—	—	—	—	—	—
2012	Cincinnati	2	1	3	0	0-0	0	0	0	—	—	—	—	—	—	—	—	—	—	—	—
2013	Cincinnati	5	2	7	0	0-0	0	0	0	—	—	—	—	—	—	—	—	—	—	—	—
2014	Cincinnati	2	1	3	0	0-0	0	0	0	—	—	—	—	—	—	—	—	—	—	—	—
JAX. TOTALS		13	5	18	0	0-0	0	0	0	—	—	—	—	—	—	—	—	—	—	—	—
CIN. TOTALS		16	6	22	0	0-0	0	0	0	—	—	—	—	—	—	—	—	—	—	—	—
CAREER		29	11	40	0	0-0	0	0	0	—	—	—	—	—	—	—	—	—	—	—	—

POSTSEASON


YEAR	TEAM	G-S	DEFENSE							INTERCEPTIONS					SCORING						
			ST	AT	TT	SKS-YDS	PD	FF	FR-YDS	NO	YDS	AVG	LG	TD	TD	TD-IntRt	TD-FRRt	S	PTS		
2007	Jacksonville	2-2	9	1	10	0-0	0	0	0-0	—	—	—	—	—	—	—	—	—	—	—	—
2011	Cincinnati	1-1	4	2	6	1-7	0	0	0-0	—	—	—	—	—	—	—	—	—	—	—	—
2012	Cincinnati	1-1	9	1	10	0-0	0	0	0-0	—	—	—	—	—	—	—	—	—	—	—	—
2013	Cincinnati	1-1	4	0	4	0-0	0	0	0-0	—	—	—	—	—	—	—	—	—	—	—	—
2014	Cincinnati	1-1	4	1	5	0-0	0	0	1-6	—	—	—	—	—	—	—	—	—	—	—	—
JAX. TOTALS		2-2	9	1	10	0-0	0	0	0-0	—	—	—	—	—	—	—	—	—	—	—	—
CIN. TOTALS		4-4	21	4	25	1-7	0	0	1-6	—	—	—	—	—	—	—	—	—	—	—	—
CAREER		6-6	30	5	35	1-7	0	0	1-6	—	—	—	—	—	—	—	—	—	—	—	—

\* NOTE: Nelson had a blocked FG return for 34 yards on 11-9-08 vs. Detroit (he did not block the FG attempt himself).

2014 REGULAR-SEASON GAME-BY-GAME

DATE	OPPONENT	DEFENSE										INTERCEPTIONS				
		ST	AT	TT	SKS-YDS	INT-YDS	PD	FF	FR-YDS	NO	YDS	AVG	LG	TD		
9-7	at Baltimore	6	3	9	0.5-3.5	0-0	0	0	0-0	0	0	—	—	0		
9-14	ATLANTA	2	2	4	1-9	0-0	1	0	0-0	0	0	—	—	0		
9-21	TENNESSEE	3	3	6	0-0	1-0	1	0	0-0	1	0	0.0	0	0		
9-28	— BYE —															
10-5	at New England	2	2	4	0-0	0-0	0	0	0-0	0	0	—	—	0		
10-12	CAROLINA	9	2	11	0-0	1-31	2	0	0-0	1	31	31.0	31	0		
10-19	at Indianapolis	5	4	9	0-0	0-0	0	0	0-0	0	0	—	—	0		
10-26	BALTIMORE	3	2	5	0-0	0-0	0	0	0-0	0	0	—	—	0		
11-2	JACKSONVILLE	2	1	3	0-0	0-0	0	0	0-0	0	0	—	—	0		
11-6	CLEVELAND	3	5	8	0-0	0-0	2	0	0-0	0	0	—	—	0		
11-16	at New Orleans	5	2	7	0-0	0-0	0	0	0-0	0	0	—	—	0		
11-23	at Houston	4	0	4	0-0	0-0	2	0	0-0	0	0	—	—	0		
11-30	at Tampa Bay	5	1	6	0-0	0-0	1	0	0-0	0	0	—	—	0		
12-7	PITTSBURGH	1	3	4	0-0	0-0	0	0	0-0	0	0	—	—	0		
12-14	at Cleveland	2	2	4	0-0	0-0	1	0	0-0	0	0	—	—	0		
12-22	DENVER	5	0	5	0-0	1-3	1	0	0-0	1	3	3.0	3	0		
12-28	at Pittsburgh	3	0	3	0-0	1-(-4)	2	0	0-0	1	-4	-4.0	-4	0		
TOTALS		60	32	92	1.5-12.5	4-30	13	0	0-0	4	30	7.5	31	0		

DATE	OPPONENT	SPECIAL TEAMS								KICKOFF RETURNS						PUNT RETURNS					
		ST	AT	TT	FF	FR-YDS	BP	BFG	BXP	NO	YDS	AVG	FC	LG	TD	NO	YDS	AVG	FC	LG	TD
9-7	at Baltimore	0	0	0	0	0-0	0	0	0	—	—	—	—	—	—	—	—	—	—	—	—
9-14	ATLANTA	1	0	1	0	0-0	0	0	0	—	—	—	—	—	—	—	—	—	—	—	—
9-21	TENNESSEE	0	0	0	0	0-0	0	0	0	—	—	—	—	—	—	—	—	—	—	—	—
9-28	— BYE —																				
10-5	at New England	0	0	0	0	0-0	0	0	0	—	—	—	—	—	—	—	—	—	—	—	—
10-12	CAROLINA	0	0	0	0	0-0	0	0	0	—	—	—	—	—	—	—	—	—	—	—	—
10-19	at Indianapolis	0	0	0	0	0-0	0	0	0	—	—	—	—	—	—	—	—	—	—	—	—
10-26	BALTIMORE	0	1	1	0	0-0	0	0	0	—	—	—	—	—	—	—	—	—	—	—	—
11-2	JACKSONVILLE	0	0	0	0	0-0	0	0	0	—	—	—	—	—	—	—	—	—	—	—	—
11-6	CLEVELAND	0	0	0	0	0-0	0	0	0	—	—	—	—	—	—	—	—	—	—	—	—
11-16	at New Orleans	0	0	0	0	0-0	0	0	0	—	—	—	—	—	—	—	—	—	—	—	—
11-23	at Houston	0	0	0	0	0-0	0	0	0	—	—	—	—	—	—	—	—	—	—	—	—
11-30	at Tampa Bay	1	0	1	0	0-0	0	0	0	—	—	—	—	—	—	—	—	—	—	—	—
12-7	PITTSBURGH	0	0	0	0	0-0	0	0	0	—	—	—	—	—	—	—	—	—	—	—	—
12-14	at Cleveland	0	0	0	0	0-0	0	0	0	—	—	—	—	—	—	—	—	—	—	—	—
12-22	DENVER	0	0	0	0	0-0	0	0	0	—	—	—	—	—	—	—	—	—	—	—	—
12-28	at Pittsburgh	0	0	0	0	0-0	0	0	0	—	—	—	—	—	—	—	—	—	—	—	—
TOTALS		2	1	3	0	0-0	0	0	0	—	—	—	—	—	—	—	—	—	—	—	—



## NUGENT, MIKE

K #2

**Height:** 5-10  
**Weight:** 190  
**College:** Ohio State  
**Experience:** 11th-year player in 2015

**2014 games-starts:** 16-0  
**Career games-starts:** 124-0  
**Born:** 3-2-82  
**Hometown:** Centerville, Ohio  
**Acquired:** FA'10

*Nugent played his fifth Bengals season in 2014 ... In regular season, made 26-of-33 FG attempts and was 39-for-39 on PATs ... Put 73 of his 78 kickoffs in the end zone, with 37 going for touchbacks ... In Wild Card playoff at Indianapolis, made second-longest FG (57 yards) in NFL postseason history ... Made five FGs in first half Sept. 7 at Baltimore, tying NFL record for most FGs in a half ... Made 19 of his last 21 FG attempts, as he followed a miss in OT vs. Carolina with 15 straight, before missing a 50-yarder in season finale ... His career-best 132 points and 33 FGs made in 2011 are Bengals season records, and he shares team mark for longest regular-season FG (55 yards) ... Former Ohio State All-American entered NFL as second-round N.Y. Jets draft pick in 2005.*

**Career transactions:** Selected by N.Y. Jets in second round of 2005 NFL Draft (47th overall) ... Signed with Jets on 7-29-05 ... Signed with Tampa Bay as unrestricted free agent on 3-4-09 ... Released by Buccaneers on 10-6-09 ... Signed with Arizona on 12-16-09 ... Released by Cardinals on 1-1-10 ... Signed with Cincinnati as free agent on 4-23-10 ... Designated as Bengals franchise player on 3-2-12 ... Re-signed with Bengals as designated franchise player on 4-25-12 ... Re-signed with Bengals on 3-10-13 ... Re-signed with Bengals on 3-9-15.

**Long ones:** In Cincinnati's Wild Card playoff on 1-4-15 at Indianapolis, Nugent boomed a 57-yard FG just before halftime, the second-longest in NFL postseason history, behind only a 58-yarder by Miami's Pete Stoyanovich in 1990. The tied-for-third-longest NFL postseason FGs are a pair of 55-yarders. Nugent's 57-yarder broke the Bengals postseason record by 10 yards, eclipsing a 47-yarder by Josh Brown at Houston in 2012. In regular season, Nugent shares the Bengals record for longest FG, at 55 yards. He connected on Nov. 25, 2012 vs. Oakland for the 55-yarder, tying a Bengals mark set only once previously, by Chris Bahr on Sept. 23, 1979 vs. Houston.

**More 2014 highlights:** Played in Games 1-16 and in Wild Card playoff ... Made three-of-four FG attempts on Oct. 12 vs. Carolina, making from 44, 38 and 42 yards before missing from 36 yards as clock expired in overtime ... Hit both FG attempts on Nov. 16 at New Orleans, from 22 and 42 yards, respectively, with the 42 yarder coming as first-half clock expired ... Made both FG attempts on Nov. 23 at Houston, including 49-yard FG (tied season long) late in fourth to make it a two-score game ... Had a pair of key 44-yard FGs in first half Dec. 14 at Cleveland as Bengals moved to commanding lead, and finished the game three-for-three ... Three-for-three on FGs on Dec. 22 vs. Denver, including a 49-yarder (tied for personal season-long), and a 23-yarder in fourth quarter to give Bengals lead for good at 30-28 ... Made one of two FG attempts on Dec. 28 at Pittsburgh, hitting from 39 yards and missing from 50, the miss snapping a streak of 15 consecutive FGs made

**Nugent's game-winners:** Nugent has made seven game-winning FGs in the last two minutes of regulation or in overtime ... On 10-20-13 at Detroit, he kicked a 54-yarder at final gun for a 27-24 win ... The week before, 10-13-13 at Buffalo, his 43-yarder in overtime gave Bengals a 27-24 win ... On 10-2-11 vs. Buffalo, converted from 43 yards as time expired to give Bengals 23-20 win ... On 11-27-11 vs. Cleveland, hit a 26-yarder with 0:38 left for 23-20 win ... For Jets vs. Pittsburgh on 11-18-07, his 38-yarder in OT produced a 19-16 win ... For Jets vs. Kansas City 12-30-07, his 43-yarder in OT netted 13-10 win ... For Jets at Miami on 12-25-06, made a 30-yard FG in the rain with 10 seconds left, lifting New York to 13-10 win in Monday night game.

**More from previous seasons:** **2005**—Second-round draft pick played in every Jets game and scored 90 points, going 22-for-28 on FGs and 24-for-24 on PATs ... Went four-for-four on FGs in win Dec. 11 vs. Oakland. **2006**—Scored 106 points as Jets went 10-6 to earn Wild Card playoff berth ... Made 24-of-27 FG attempts, setting Jets season accuracy record (88.9 percent) ... Made all three FG attempts in playoff loss at New England. **2007**—Logged second straight 100-point season for Jets (110) ... 50-yard FG on Sept. 16 at Baltimore was his 19th straight, a streak that ranked second in Jets history ... Went four-

for-four on FGs in consecutive games Dec. 2 at Miami and Dec. 9 vs. Cleveland. **2008**—Suffered quad injury on a kickoff in Jets opener Sept. 7 at Miami and was not able to finish game ... Following recovery, Jets chose not to displace Jay Feely as No. 1 kicker, and Nugent remained on roster on game day inactive status through season's end. **2009**—Played Games 1-4 for Tampa Bay after signing as UFA, but released after Week 4 ... Signed with Arizona and played Games 14-15, but released the week of Game 16. **2010**—Joined Bengals as free agent and posted longest streak of consecutive made FGs to open a Cincinnati career, nine-of-nine during Games 1-4 ... Earned AFC Special Teams Player of the Week honor for Sept. 19 vs. Baltimore, when he went five-for-five on FGs (career high for a game), scoring all of Cincinnati's points in 15-10 win ... AFC Special Teams Player of the Month for September ... Suffered knee injury (ACL tear) on onside kick attempt Nov. 14 at Indianapolis, ending his season. **2011**—Played in all 16 Bengals games and Wild Card playoff ... Scored Bengals-record 132 points in regular season, surpassing Shayne Graham's mark of 131 from 2005, and his 33 FGs also set club mark, passing Graham's 31 in '05 ... Made late game-winning FGs vs. Buffalo and vs. Cleveland (details in previous item, "Nugent's game-winners") ... First in AFC and second in NFL in total FGs ... Had 67 of his 80 kickoffs (83.8 percent) reach end zone and helped Bengals rank first in NFL in average starting field position after kicking off (20.3-yard line) ... One-for-two on FGs in Wild Card playoff on 1-7-12 at Houston, going wide right from 50 yards before converting from 37. **2012**—Made 19-of-23 FG attempts, but suffered calf injury in practice Dec. 5, causing him to miss last four games and Wild Card playoff ... Made both FG attempts (39, 37) in win Sept. 16 vs. Cleveland ... Two-for-two (both 35-yarders) on Sept. 30 at Jacksonville ... Converted both FG attempts (19 and 24 yards) on Dec. 2 at San Diego. **2013**—Played in Games 1-16, going 18-for-22 on FGs and 52-for-53 on PATs, and also played in Wild Card playoff ... On kickoffs, 57 of his 72 reached end zone, with 30 of those for touchbacks ... Details on Nugent's game-winning FGs on Oct. 13 at Buffalo and on Oct. 20 at Detroit are in previous item ("Nugent's game-winners") ... Went two-for-two FGs on Oct. 31 at Miami, including go-ahead 54-yarder with 1:24 to play, but Dolphins came back to tie and eventually win in OT ... Connected on his lone FG try, from 46 yards, Dec. 1 at San Diego, giving Bengals two-score lead in fourth quarter ... Pressed into emergency punting duties on Dec. 15 at Pittsburgh, following injury to P Kevin Huber, and punted twice for a gross and net average of 40.0 ... Made both FG attempts (39, 38) Dec. 29 vs. Baltimore ... Made his only FG attempt (46) in Wild Card playoff on 1-5-14 vs. San Diego.

**Do-it-yourself Block winner:** Nugent was named in 2011 as the Bengals' recipient of the annual Ed Block Courage Award, which honors players who demonstrate commitment to the values of sportsmanship and courage. Nugent suffered a torn anterior cruciate ligament (ACL) on his kicking leg in Game 9 of 2010, but fully recovered and was ready in time for the start of '11 training camp in late July. The NFL lockout during the '11 offseason complicated an already-difficult rehabilitation process for an ACL injury, and Nugent earned praise for arranging much of his own treatment for recovery.

**College:** Left Ohio State with 22 school records, including most career points (356) ... Won the Lou Groza Award (given annually to the nation's top kicker) as a senior in 2004 and was a consensus All-American ... In OSU's 2002 national title season, he scored school-record 120 points and became first Buckeye kicker to earn first-team All-America honors ... Was 72-for-88 (81.8 percent) on career FGs.

**Personal:** Hometown is Centerville, Ohio ... Attended Centerville High School, where he was a second-team Division I All-Ohio selection by Associated Press ... Also played QB as a prep senior ... Earned degree from Ohio State's Fisher College of Business ... Married (wife Emily) ... Offseason residence is Scottsdale, Ariz. ... Active in community service; has worked with United Way, Taste of NFL and Cancer Free Kids ... Father, Dan, played football at Wisconsin and Dayton ... In 2006, Nugent appeared on "The Late Show with David Letterman" and kicked a football through a 12th-floor window at the CBS offices ... Hobbies include golf, trap shooting, traveling and coaching football camps.

## MIKE NUGENT'S STATISTICS

YEAR	TEAM	G-S	SCORING									PTS
			FG	FGA	FG%	LG	BFG	XP	XPA	XP%	BXP	
2005	N.Y. Jets	16-0	22	28	78.6	49	1	24	24	100.0	0	90
2006	N.Y. Jets	16-0	24	27	88.9	54	0	34	35	97.1	0	106
2007	N.Y. Jets	16-0	29	36	80.6	50	0	23	24	95.8	1	110
2008	N.Y. Jets	1-0	0	1	0.0	—	0	2	2	100.0	0	2
2009	Tampa Bay	4-0	2	6	33.3	37	1	6	6	100.0	0	12
	Arizona	2-0	2	2	100.0	48	0	8	8	100.0	0	14
2010	Cincinnati	9-0	15	19	78.9	54	1	17	17	100.0	0	62
2011	Cincinnati	16-0	33	38	86.8	49	1	33	34	97.1	0	132
2012	Cincinnati	12-0	19	23	82.6	55	0	35	35	100.0	0	92
2013	Cincinnati	16-0	18	22	81.8	54	0	52	53	98.1	1	106
2014	Cincinnati	16-0	26	33	78.8	49	1	39	39	100.0	0	117
NYJ TOTALS		49-0	75	92	81.5	54	1	83	85	97.6	1	308
T.B. TOTALS		4-0	2	6	33.3	37	1	6	6	100.0	0	12
ARIZ. TOTALS		2-0	2	2	100.0	48	0	8	8	100.0	0	14
CIN. TOTALS		69-0	111	135	82.2	55	3	176	178	98.9	1	509
CAREER		124-0	190	235	80.9	55	5	273	277	98.6	2	843

YEAR	TEAM	FIELD GOALS											FG%
		1-19	PCT	20-29	PCT	30-39	PCT	40-49	PCT	50+	PCT	TOT	
2005	N.Y. Jets	0-0	—	8-9	88.9	7-7	100.0	7-10	70.0	0-2	0.0	22-28	78.6
2006	N.Y. Jets	1-1	100.0	7-7	100.0	10-12	83.3	4-4	100.0	2-3	66.7	24-27	88.9
2007	N.Y. Jets	1-1	100.0	11-11	100.0	10-12	83.3	6-8	75.0	1-4	25.0	29-36	80.6
2008	N.Y. Jets	0-0	—	0-0	—	0-1	0.0	0-0	—	0-0	—	0-1	0.0
2009	Tampa Bay	0-0	—	1-1	100.0	1-2	50.0	0-3	0.0	0-0	—	2-6	33.3
	Arizona	1-1	100.0	0-0	—	0-0	—	1-1	100.0	0-0	—	2-2	100.0
2010	Cincinnati	0-0	—	5-5	100.0	7-7	100.0	1-3	33.3	2-4	50.0	15-19	78.9
2011	Cincinnati	0-0	—	14-14	100.0	5-8	62.5	14-16	87.5	0-0	—	33-38	86.8
2012	Cincinnati	2-2	100.0	5-5	100.0	5-5	100.0	6-9	66.7	1-2	50.0	19-23	82.6
2013	Cincinnati	0-0	—	2-2	100.0	6-7	85.7	7-9	77.8	3-4	75.0	18-22	81.8
2014	Cincinnati	0-0	—	6-6	100.0	10-12	83.3	10-12	83.3	0-3	0.0	26-33	78.8
NYJ TOTALS		2-2	100.0	26-27	96.3	27-32	84.4	17-22	77.3	3-9	33.3	75-92	81.5
T.B. TOTALS		0-0	—	1-1	100.0	1-2	50.0	0-3	0.0	0-0	—	2-6	33.3
ARIZ. TOTALS		1-1	100.0	0-0	—	0-0	—	1-1	100.0	0-0	—	2-2	100.0
CIN. TOTALS		2-2	100.0	32-32	100.0	33-39	84.6	38-49	77.6	6-13	46.2	111-135	82.2
CAREER		5-5	100.0	59-60	98.3	61-73	83.6	56-75	74.7	9-22	40.9	190-235	80.9

YEAR	TEAM	SPECIAL TEAMS								PUNTING							
		ST	AT	TT	FF	FR-YDS	BP	BFG	BXP	NO	YDS	AVG	NET	TB	IN-20	LG	BLK
2005	N.Y. Jets	3	1	4	0	0-0	0	0	0	1	18	18.0	18.0	0	1	18	0
2006	N.Y. Jets	1	3	4	0	0-0	0	0	0	0	0	—	—	0	0	—	0
2007	N.Y. Jets	1	0	1	0	0-0	0	0	0	0	0	—	—	0	0	—	0
2010	Cincinnati	1	1	2	0	0-0	0	0	0	0	0	—	—	0	0	—	0
2011	Cincinnati	0	1	1	0	0-0	0	0	0	0	0	—	—	0	0	—	0
2012	Cincinnati	1	1	2	0	0-0	0	0	0	0	0	—	—	0	0	—	0
2013	Cincinnati	3	0	3	0	0-0	0	0	0	2	80	40.0	40.0	0	0	43	0
2014	Cincinnati	1	1	2	0	0-0	0	0	0	0	0	—	—	0	0	—	0
NYJ TOTALS		5	4	9	0	0-0	0	0	0	1	18	18.0	18.0	0	1	18	0
CIN. TOTALS		6	4	10	0	0-0	0	0	0	2	80	40.0	40.0	0	0	43	0
CAREER		11	8	19	0	0-0	0	0	0	3	98	32.7	32.7	0	1	43	0

FIELD GOAL SINGLE-GAME HIGHS: MADE—5 (two times; most recently for Cincinnati on 9-7-14 at Baltimore). ATTEMPTS—6 (for Cincinnati: 9-7-14 at Baltimore). MISSED—3 (for Cincinnati: 9-14-14 vs. Atlanta). LONG—55 (for Cincinnati: 11-25-12 vs. Oakland).

EXTRA POINT SINGLE-GAME HIGHS: MADE—7 (for Cincinnati: 10-27-13 vs. N.Y. Jets). ATTEMPTS—7 (for Cincinnati: 10-27-13 vs. N.Y. Jets). MISSED—1 (four times; most recently for Cincinnati on 9-22-13 vs. Green Bay [attempt was blocked]).

## POSTSEASON

YEAR	TEAM	G-S	SCORING									PTS
			FG	FGA	FG%	LG	BFG	XP	XPA	XP%	BXP	
2006	N.Y. Jets	1-0	3	3	100.0	37	0	1	1	100.0	0	10
2011	Cincinnati	1-0	1	2	50.0	37	0	1	1	100.0	0	4
2012	Cincinnati	0-0										
2013	Cincinnati	1-0	1	1	100.0	46	0	1	1	100.0	0	4
2014	Cincinnati	1-0	1	1	100.0	57	0	1	1	100.0	0	4
NYJ TOTALS		1-0	3	3	100.0	37	0	1	1	100.0	0	10
CIN. TOTALS		3-0	3	4	75.0	57	0	3	3	100.0	0	12
CAREER		4-0	6	7	85.7	57	0	4	4	100.0	0	22

YEAR	TEAM	FIELD GOALS											FG%
		1-19	PCT	20-29	PCT	30-39	PCT	40-49	PCT	50+	PCT	TOT	
2006	N.Y. Jets	0-0	—	2-2	100.0	1-1	100.0	0-0	—	0-0	—	3-3	100.0
2011	Cincinnati	0-0	—	0-0	—	1-1	100.0	0-0	—	0-1	0.0	1-2	50.0
2013	Cincinnati	0-0	—	0-0	—	0-0	—	1-1	100.0	0-0	—	1-1	100.0
2014	Cincinnati	0-0	—	0-0	—	0-0	—	0-0	—	1-1	100.0	1-1	100.0
NYJ TOTALS		0-0	—	2-2	100.0	1-1	100.0	0-0	—	0-0	—	3-3	100.0
CIN. TOTALS		0-0	—	0-0	—	1-1	100.0	1-1	100.0	1-2	50.0	3-4	75.0
CAREER		0-0	—	2-2	100.0	2-2	100.0	1-1	100.0	1-2	50.0	6-7	85.7

\* NOTE: Nugent was on the Reserve/Injured list for one postseason game with Cincinnati in 2012.



CAREER GAME-BY-GAME

DATE	OPPONENT	SCORING					FIELD GOALS								
		FG-FGA	BFG	XP-XPA	BXP	PTS	1-19	20-29	30-39	40-49	50+	LG	TOT	FG%	
<b>2005 / N.Y. JETS</b>															
9-11	at Kansas City	0-1	1	1-1	0	1	0-0	0-1	0-0	0-0	0-0	—	0-1	0.0	
9-18	MIAMI	1-1	0	2-2	0	5	0-0	0-0	0-0	1-1	0-0	41	1-1	100.0	
9-25	JACKSONVILLE	2-2	0	2-2	0	8	0-0	1-1	1-1	0-0	0-0	35	2-2	100.0	
10-2	at Baltimore	1-1	0	0-0	0	3	0-0	1-1	0-0	0-0	0-0	21	1-1	100.0	
10-9	TAMPA BAY	0-2	0	2-2	0	2	0-0	0-0	0-0	0-2	0-0	—	0-2	0.0	
10-16	at Buffalo	1-1	0	2-2	0	5	0-0	0-0	0-0	1-1	0-0	44	1-1	100.0	
10-24	at Atlanta	0-0	0	2-2	0	2	0-0	0-0	0-0	0-0	0-0	—	0-0	—	
10-30	— BYE —														
11-6	SAN DIEGO	2-3	0	2-2	0	8	0-0	1-1	1-1	0-0	0-1	35	2-3	66.7	
11-13	at Carolina	1-1	0	0-0	0	3	0-0	1-1	0-0	0-0	0-0	22	1-1	100.0	
11-20	at Denver	0-0	0	0-0	0	0	0-0	0-0	0-0	0-0	0-0	—	0-0	—	
11-27	NEW ORLEANS	4-5	0	1-1	0	13	0-0	1-1	1-1	2-2	0-1	45	4-5	80.0	
12-4	at New England	1-1	0	0-0	0	3	0-0	0-0	1-1	0-0	0-0	38	1-1	100.0	
12-11	OAKLAND	4-4	0	2-2	0	14	0-0	2-2	2-2	0-0	0-0	35	4-4	100.0	
12-18	at Miami	2-2	0	2-2	0	8	0-0	0-0	0-0	2-2	0-0	42	2-2	100.0	
12-26	NEW ENGLAND	0-0	0	3-3	0	3	0-0	0-0	0-0	0-0	0-0	—	0-0	—	
1-1	BUFFALO	3-4	0	3-3	0	12	0-0	1-1	1-1	1-2	0-0	49	3-4	75.0	
<b>2006 / N.Y. JETS</b>															
9-10	at Tennessee	1-3	0	2-3	0	5	1-1	0-0	0-2	0-0	0-0	18	1-3	33.3	
9-17	NEW ENGLAND	1-1	0	2-2	0	5	0-0	0-0	0-0	1-1	0-0	42	1-1	100.0	
9-24	at Buffalo	0-0	0	4-4	0	4	0-0	0-0	0-0	0-0	0-0	—	0-0	—	
10-1	INDIANAPOLIS	0-0	0	4-4	0	4	0-0	0-0	0-0	0-0	0-0	—	0-0	—	
10-8	at Jacksonville	0-0	0	0-0	0	0	0-0	0-0	0-0	0-0	0-0	—	0-0	—	
10-15	MIAMI	2-2	0	2-2	0	8	0-0	0-0	2-2	0-0	0-0	33	2-2	100.0	
10-22	DETROIT	1-1	0	4-4	0	7	0-0	0-0	1-1	0-0	0-0	33	1-1	100.0	
10-29	at Cleveland	2-3	0	1-1	0	7	0-0	1-1	0-0	1-1	0-1	47	2-3	66.7	
11-5	— BYE —														
11-12	at New England	1-1	0	2-2	0	5	0-0	0-0	1-1	0-0	0-0	34	1-1	100.0	
11-19	CHICAGO	0-0	0	0-0	0	0	0-0	0-0	0-0	0-0	0-0	—	0-0	—	
11-26	HOUSTON	4-4	0	2-2	0	14	0-0	1-1	1-1	1-1	1-1	54	4-4	100.0	
12-3	at Green Bay	1-1	0	5-5	0	8	0-0	1-1	0-0	0-0	0-0	24	1-1	100.0	
12-10	BUFFALO	2-2	0	1-1	0	7	0-0	0-0	2-2	0-0	0-0	38	2-2	100.0	
12-17	at Minnesota	4-4	0	2-2	0	14	0-0	2-2	0-0	1-1	1-1	52	4-4	100.0	
12-25	at Miami	2-2	0	1-1	0	7	0-0	1-1	1-1	0-0	0-0	30	2-2	100.0	
12-31	OAKLAND	3-3	0	2-2	0	11	0-0	1-1	2-2	0-0	0-0	35	3-3	100.0	
<b>Postseason</b>															
1-7	at New England	3-3	0	1-1	0	10	0-0	2-2	1-1	0-0	0-0	37	3-3	100.0	
<b>2007 / N.Y. JETS</b>															
9-9	NEW ENGLAND	0-0	0	2-2	0	2	0-0	0-0	0-0	0-0	0-0	—	0-0	—	
9-16	at Baltimore	2-3	0	1-1	0	7	0-0	1-1	0-0	0-0	1-2	50	2-3	66.7	
9-23	MIAMI	1-1	0	4-4	0	7	0-0	1-1	0-0	0-0	0-0	21	1-1	100.0	
9-30	at Buffalo	0-1	0	2-2	0	2	0-0	0-0	0-1	0-0	0-0	—	0-1	0.0	
10-7	at N.Y. Giants	1-2	0	3-3	0	6	0-0	0-0	0-0	1-2	0-0	47	1-2	50.0	
10-14	PHILADELPHIA	3-4	0	0-0	0	9	0-0	1-1	2-2	0-1	0-0	30	3-4	75.0	
10-21	at Cincinnati	3-3	0	2-2	0	11	0-0	1-1	1-1	1-1	0-0	43	3-3	100.0	
10-28	BUFFALO	1-1	0	0-0	0	3	0-0	1-1	0-0	0-0	0-0	27	1-1	100.0	
11-4	WASHINGTON	2-3	0	2-2	0	8	0-0	1-1	1-1	0-0	0-1	30	2-3	66.7	
11-11	— BYE —														
11-18	PITTSBURGH	4-4	0	1-1	0	13	1-1	2-2	1-1	0-0	0-0	38	4-4	100.0	
11-22	at Dallas	1-1	0	0-0	0	3	0-0	0-0	0-0	1-1	0-0	40	1-1	100.0	
12-2	at Miami	4-4	0	4-4	0	16	0-0	2-2	1-1	1-1	0-0	40	4-4	100.0	
12-9	CLEVELAND	4-4	0	0-0	0	12	0-0	0-0	3-3	1-1	0-0	41	4-4	100.0	
12-16	at New England	1-2	0	1-1	0	4	0-0	0-0	1-2	0-0	0-0	33	1-2	50.0	
12-23	at Tennessee	0-1	0	0-1	1	0	0-0	0-0	0-0	0-0	0-1	—	0-1	0.0	
12-30	KANSAS CITY	2-2	0	1-1	0	7	0-0	1-1	0-0	1-1	0-0	43	2-2	100.0	
<b>2008 / N.Y. JETS</b>															
9-7	at Miami	0-1	0	2-2	0	2	0-0	0-0	0-1	0-0	0-0	—	0-1	0.0	
9-14	NEW ENGLAND			INACTIVE					INACTIVE						
9-22	at San Diego			INACTIVE					INACTIVE						
9-28	ARIZONA			INACTIVE					INACTIVE						
10-5	— BYE —														
10-12	CINCINNATI			INACTIVE					INACTIVE						
10-19	at Oakland			INACTIVE					INACTIVE						
10-26	KANSAS CITY			INACTIVE					INACTIVE						
11-2	at Buffalo			INACTIVE					INACTIVE						
11-9	ST. LOUIS			INACTIVE					INACTIVE						
11-13	at New England			INACTIVE					INACTIVE						
11-23	at Tennessee			INACTIVE					INACTIVE						
11-30	DENVER			INACTIVE					INACTIVE						
12-7	at San Francisco			INACTIVE					INACTIVE						
12-14	BUFFALO			INACTIVE					INACTIVE						
12-21	at Seattle			INACTIVE					INACTIVE						
12-28	MIAMI			INACTIVE					INACTIVE						

DATE	OPPONENT	SCORING					FIELD GOALS							
		FG-FGA	BFG	XP-XPA	BXP	PTS	1-19	20-29	30-39	40-49	50+	LG	TOT	FG%
<b>2009 / TAMPA BAY and ARIZONA</b>														
Tampa Bay														
9-13	DALLAS	0-2	1	3-3	0	3	0-0	0-0	0-1	0-1	0-0	—	0-2	0.0
9-20	at Buffalo	0-0	0	2-2	0	2	0-0	0-0	0-0	0-0	0-0	—	0-0	—
9-27	N.Y. GIANTS	0-0	0	0-0	0	0	0-0	0-0	0-0	0-0	0-0	—	0-0	—
10-4	at Washington	2-4	0	1-1	0	7	0-0	1-1	1-1	0-2	0-0	37	2-4	50.0
10-11	at Philadelphia	NOT WITH AN NFL TEAM					NOT WITH AN NFL TEAM							
10-18	CAROLINA	NOT WITH AN NFL TEAM					NOT WITH AN NFL TEAM							
10-25	NEW ENGLAND	NOT WITH AN NFL TEAM					NOT WITH AN NFL TEAM							
11-1	— BYE —													
11-8	GREEN BAY	NOT WITH AN NFL TEAM					NOT WITH AN NFL TEAM							
11-15	at Miami	NOT WITH AN NFL TEAM					NOT WITH AN NFL TEAM							
11-22	NEW ORLEANS	NOT WITH AN NFL TEAM					NOT WITH AN NFL TEAM							
11-29	at Atlanta	NOT WITH AN NFL TEAM					NOT WITH AN NFL TEAM							
12-6	at Carolina	NOT WITH AN NFL TEAM					NOT WITH AN NFL TEAM							
12-13	N.Y. JETS	NOT WITH AN NFL TEAM					NOT WITH AN NFL TEAM							
Arizona														
12-20	at Detroit	1-1	0	4-4	0	7	0-0	0-0	0-0	1-1	0-0	48	1-1	100.0
12-27	ST. LOUIS	1-1	0	4-4	0	7	1-1	0-0	0-0	0-0	0-0	19	1-1	100.0
1-3	GREEN BAY	NOT WITH AN NFL TEAM					NOT WITH AN NFL TEAM							
<b>2010 / CINCINNATI</b>														
9-12	at New England	1-1	0	3-3	0	6	0-0	0-0	0-0	0-0	1-1	54	1-1	100.0
9-19	BALTIMORE	5-5	0	0-0	0	15	0-0	1-1	3-3	1-1	0-0	46	5-5	100.0
9-26	at Carolina	2-2	0	2-2	0	8	0-0	0-0	1-1	0-0	1-1	50	2-2	100.0
10-3	at Cleveland	2-3	1	2-2	0	8	0-0	2-2	0-0	0-1	0-0	25	2-3	66.7
10-10	TAMPA BAY	2-2	0	1-1	0	7	0-0	0-0	2-2	0-0	0-0	35	2-2	100.0
10-17	— BYE —													
10-24	at Atlanta	2-3	0	2-2	0	8	0-0	1-1	1-1	0-0	0-1	33	2-3	66.7
10-31	MIAMI	0-0	0	2-2	0	2	0-0	0-0	0-0	0-0	0-0	—	0-0	—
11-8	PITTSBURGH	0-2	0	3-3	0	3	0-0	0-0	0-0	0-1	0-1	—	0-2	0.0
11-14	at Indianapolis	1-1	0	2-2	0	5	0-0	1-1	0-0	0-0	0-0	27	1-1	100.0
11-21	BUFFALO	RESERVE / INJURED					RESERVE / INJURED							
11-25	at N.Y. Jets	RESERVE / INJURED					RESERVE / INJURED							
12-5	NEW ORLEANS	RESERVE / INJURED					RESERVE / INJURED							
12-12	at Pittsburgh	RESERVE / INJURED					RESERVE / INJURED							
12-19	CLEVELAND	RESERVE / INJURED					RESERVE / INJURED							
12-26	SAN DIEGO	RESERVE / INJURED					RESERVE / INJURED							
1-2	at Baltimore	RESERVE / INJURED					RESERVE / INJURED							
<b>2011 / CINCINNATI</b>														
9-11	at Cleveland	2-2	0	3-3	0	9	0-0	1-1	0-0	1-1	0-0	47	2-2	100.0
9-18	at Denver	3-3	0	1-1	0	10	0-0	1-1	1-1	1-1	0-0	45	3-3	100.0
9-25	SAN FRANCISCO	2-2	0	0-0	0	6	0-0	2-2	0-0	0-0	0-0	23	2-2	100.0
10-2	BUFFALO	3-3	0	2-2	0	11	0-0	1-1	1-1	1-1	0-0	43	3-3	100.0
10-9	at Jacksonville	1-1	0	3-4	0	6	0-0	0-0	0-0	1-1	0-0	47	1-1	100.0
10-16	INDIANAPOLIS	2-3	0	3-3	0	9	0-0	1-1	0-0	1-2	0-0	43	2-3	66.7
10-23	— BYE —													
10-30	at Seattle	2-2	0	4-4	0	10	0-0	0-0	1-1	1-1	0-0	48	2-2	100.0
11-6	at Tennessee	1-1	0	3-3	0	6	0-0	0-0	1-1	0-0	0-0	36	1-1	100.0
11-13	PITTSBURGH	1-1	0	2-2	0	5	0-0	0-0	0-0	1-1	0-0	43	1-1	100.0
11-20	at Baltimore	1-1	0	3-3	0	6	0-0	1-1	0-0	0-0	0-0	27	1-1	100.0
11-27	CLEVELAND	3-3	0	2-2	0	11	0-0	2-2	0-0	1-1	0-0	40	3-3	100.0
12-4	at Pittsburgh	0-1	1	1-1	0	1	0-0	0-0	0-1	0-0	0-0	—	0-1	0.0
12-11	HOUSTON	4-4	0	1-1	0	13	0-0	2-2	0-0	2-2	0-0	49	4-4	100.0
12-18	at St. Louis	2-2	0	2-2	0	8	0-0	1-1	0-0	1-1	0-0	41	2-2	100.0
12-24	ARIZONA	3-5	0	2-2	0	11	0-0	1-1	1-2	1-2	0-0	41	3-5	60.0
1-1	BALTIMORE	3-4	0	1-1	0	10	0-0	1-1	0-1	2-2	0-0	46	3-4	75.0
Postseason														
1-7	at Houston	1-2	0	1-1	0	4	0-0	0-0	1-1	0-0	0-1	37	1-2	50.0
<b>2012 / CINCINNATI</b>														
9-10	at Baltimore	2-2	0	1-1	0	7	1-1	0-0	1-1	0-0	0-0	34	2-2	100.0
9-16	CLEVELAND	2-2	0	4-4	0	10	0-0	0-0	2-2	0-0	0-0	39	2-2	100.0
9-23	at Washington	1-1	0	5-5	0	8	0-0	0-0	0-0	1-1	0-0	47	1-1	100.0
9-30	at Jacksonville	2-2	0	3-3	0	9	0-0	0-0	2-2	0-0	0-0	35	2-2	100.0
10-7	MIAMI	2-3	0	1-1	0	7	0-0	1-1	0-0	1-2	0-0	42	2-3	66.7
10-14	at Cleveland	1-1	0	3-3	0	6	0-0	0-0	0-0	1-1	0-0	44	1-1	100.0
10-21	PITTSBURGH	1-1	0	2-2	0	5	0-0	0-0	0-0	1-1	0-0	48	1-1	100.0
10-28	— BYE —													
11-4	DENVER	3-4	0	2-2	0	11	0-0	1-1	0-0	2-3	0-0	49	3-4	75.0
11-11	N.Y. GIANTS	1-1	0	4-4	0	7	0-0	1-1	0-0	0-0	0-0	28	1-1	100.0
11-18	at Kansas City	0-1	0	4-4	0	4	0-0	0-0	0-0	0-0	0-1	—	0-1	0.0
11-25	OAKLAND	2-3	0	4-4	0	10	0-0	1-1	0-0	0-1	1-1	55	2-3	66.7
12-2	at San Diego	2-2	0	2-2	0	8	1-1	1-1	0-0	0-0	0-0	24	2-2	100.0
12-9	DALLAS	INACTIVE					INACTIVE							
12-13	at Philadelphia	INACTIVE					INACTIVE							
12-23	at Pittsburgh	INACTIVE					INACTIVE							
12-30	BALTIMORE	RESERVE / INJURED					RESERVE / INJURED							
Postseason														
1-5	at Houston	RESERVE / INJURED					RESERVE / INJURED							

DATE	OPPONENT	SCORING					FIELD GOALS							
		FG-FGA	BFG	XP-XPA	BXP	PTS	1-19	20-29	30-39	40-49	50+	LG	TOT	FG%
<b>2013 / CINCINNATI</b>														
9-8	at Chicago	0-0	0	3-3	0	3	0-0	0-0	0-0	0-0	0-0	—	0-0	—
9-16	PITTSBURGH	2-2	0	2-2	0	8	0-0	1-1	0-0	1-1	0-0	41	2-2	100.0
9-22	GREEN BAY	0-1	0	4-5	1	4	0-0	0-0	0-0	0-0	0-1	—	0-1	0.0
9-29	at Cleveland	2-2	0	0-0	0	6	0-0	1-1	0-0	1-1	0-0	43	2-2	100.0
10-6	NEW ENGLAND	2-2	0	1-1	0	7	0-0	0-0	1-1	0-0	1-1	50	2-2	100.0
10-13	at Buffalo	2-3	0	3-3	0	9	0-0	0-0	0-1	2-2	0-0	46	2-3	66.7
10-20	at Detroit	2-3	0	3-3	0	9	0-0	0-0	0-0	1-2	1-1	54	2-3	66.7
10-27	N.Y. JETS	0-0	0	7-7	0	7	0-0	0-0	0-0	0-0	0-0	—	0-0	—
10-31	at Miami	2-2	0	2-2	0	8	0-0	0-0	1-1	0-0	1-1	54	2-2	100.0
11-10	at Baltimore	1-2	0	2-2	0	5	0-0	0-0	1-1	0-1	0-0	32	1-2	50.0
11-17	CLEVELAND	2-2	0	5-5	0	11	0-0	0-0	1-1	1-1	0-0	41	2-2	100.0
11-24	— BYE —													
12-1	at San Diego	1-1	0	2-2	0	5	0-0	0-0	0-0	1-1	0-0	46	1-1	100.0
12-8	INDIANAPOLIS	0-0	0	6-6	0	6	0-0	0-0	0-0	0-0	0-0	—	0-0	—
12-15	at Pittsburgh	0-0	0	2-2	0	2	0-0	0-0	0-0	0-0	0-0	—	0-0	—
12-22	MINNESOTA	0-0	0	6-6	0	6	0-0	0-0	0-0	0-0	0-0	—	0-0	—
12-29	BALTIMORE	2-2	0	4-4	0	10	0-0	0-0	2-2	0-0	0-0	39	2-2	100.0
<b>Postseason</b>														
1-5	SAN DIEGO	1-1	0	1-1	0	4	0-0	0-0	0-0	1-1	0-0	46	1-1	100.0
<b>2014 / CINCINNATI</b>														
9-7	at Baltimore	5-6	1	0-0	0	15	0-0	2-2	1-1	2-3	0-0	49	5-6	83.3
9-14	ATLANTA	1-4	0	3-3	0	6	0-0	0-0	1-2	0-1	0-1	31	1-4	25.0
9-21	TENNESSEE	1-1	0	4-4	0	7	0-0	1-1	0-0	0-0	0-0	29	1-1	100.0
9-28	— BYE —													
10-5	at New England	1-2	0	2-2	0	5	0-0	1-1	0-0	0-0	0-1	23	1-2	50.0
10-12	CAROLINA	3-4	0	4-4	0	13	0-0	0-0	1-2	2-2	0-0	44	3-4	75.0
10-19	at Indianapolis	0-0	0	0-0	0	0	0-0	0-0	0-0	0-0	0-0	—	0-0	—
10-26	BALTIMORE	2-2	0	3-3	0	9	0-0	0-0	2-2	0-0	0-0	33	2-2	100.0
11-2	JACKSONVILLE	1-1	0	4-4	0	7	0-0	0-0	1-1	0-0	0-0	31	1-1	100.0
11-6	CLEVELAND	1-1	0	0-0	0	3	0-0	0-0	0-0	1-1	0-0	43	1-1	100.0
11-16	at New Orleans	2-2	0	3-3	0	9	0-0	1-1	0-0	1-1	0-0	42	2-2	100.0
11-23	at Houston	2-2	0	2-2	0	8	0-0	0-0	1-1	1-1	0-0	49	2-2	100.0
11-30	at Tampa Bay	0-0	0	2-2	0	2	0-0	0-0	0-0	0-0	0-0	—	0-0	—
12-7	PITTSBURGH	0-0	0	3-3	0	3	0-0	0-0	0-0	0-0	0-0	—	0-0	—
12-14	at Cleveland	3-3	0	3-3	0	12	0-0	0-0	1-1	2-2	0-0	44	3-3	100.0
12-22	DENVER	3-3	0	4-4	0	13	0-0	1-1	1-1	1-1	0-0	49	3-3	100.0
12-28	at Pittsburgh	1-2	0	2-2	0	5	0-0	0-0	1-1	0-0	0-1	39	1-2	50.0
<b>Postseason</b>														
1-4	at Indianapolis	1-1	0	1-1	0	4	0-0	0-0	0-0	0-0	1-1	57	1-1	100.0



**OBARSKI, TOM**

**K #4**

**Height:** 5-10

**Weight:** 181

**College:** Concordia-St. Paul

**Experience:** Rookie in 2015

**2014 games-starts:** 0-0

**Career games-starts:** 0-0

**Born:** 3-12-93

**Hometown:** Burnsville, Minn.

**Acquired:** CFA'15

*College free agent signee had a decorated career in NCAA Division II ranks ... Holds Concordia career records for FGs made (44) and career points for a kicker (250) ... Twice in his career he made the longest FG of the season in D-II ranks (59 vs. Augustana in 2012 and 56 vs. Upper Iowa in 2014) ... Has made 10 of the 11 longest FGs in Concordia history and five of the 10 longest in Northern Sun Intercollegiate Conference history ... His 59-yarder vs. Augustana in 2012 is the school and NSIC record-long. ... Selected for 2015 Senior Bowl.*


**Career transactions:** Signed with Cincinnati as college free agent on 5-8-15.

**More college highlights:** Played four seasons at Concordia-St. Paul (2011-14) ... Five career FGs of 51 or more yards ... Though not slated for punting duties with Bengals, he also holds school records for most career punts (230) and punting yards (8,730). **2014**—Won Fred Mitchell Award, given to nation's top place kicker in all college divisions outside FBS ... Earned multiple

D-II All-America nods, both as kicker and punter ... Twice named NSIC Special Teams Player of the Week ... Delivered touchbacks on 22 of 53 kickoffs. **2013**—Named an All-NSIC First Team punter as junior ... Named team's Special Teams MVP for third-straight season. **2012**—Named All-NSIC South Division Honorable Mention as a sophomore ... Named to 2012 Fred Mitchell Award Watch List. **2011**—Played all 11 games as primary kicker and punter for Golden Bears.

**High school:** Attended Apple Valley (Minn.) High School, earning three football and three soccer letters ... Named St. Paul Pioneer Press First-Team All-State in football ... In soccer, named Minnesota Player of the Year as a senior by Pioneer Press, and was a team captain.

**Personal:** Hometown is Burnsville, Minn. ... A finance major at Concordia, he was a Capital One Academic All-America first-team member, was on the Dean's List and earned the President's Scholarship ... Last name is pronounced "o-BAR-skee."



# O'DONNELL, MATTHEW

OT #79

**Height:** 6-9  
**Weight:** 340  
**College:** Queen's (Canada)  
**Experience:** 1st-year player in 2015

**2014 games-starts:** 0-0  
**Career games-starts:** 0-0  
**Born:** 3-26-89  
**Hometown:** Kingston (Ontario, Canada)  
**Acquired:** FA'15

*A product of the Canadian college ranks, former Bengals signee returns to Cincinnati for 2015, after spending three seasons with Edmonton of the Canadian Football League ... Was on Bengals practice squad in 2011, and was also with Cincinnati in 2012 preseason ... An athletic prospect for his size, he has participated in pro basketball tryouts with the Boston Celtics and Toronto Raptors.*

**Career transactions:** Signed with Cincinnati as college free agent on 7-28-11 ... Waived by Bengals on 9-3-11 ... Signed to Bengals practice squad on 9-4-11 ... Signed to Bengals roster on 1-9-12 ... Waived by Bengals on 8-31-12 ... Signed with Bengals on 2-2-15.

**2012-14 CFL:** Signed with Edmonton in September of 2012, after his rights were acquired in a trade with Saskatchewan ... Played in 42 games for Edmonton over 2012-14, seeing action at guard and tackle.

**Previous NFL seasons:** **2011**—Signed with Bengals as college free agent, just before opening of training camp ... Played in all four preseason games, and spent full season on Cincinnati practice squad. **2012**—Played in all four Bengals preseason games, and waived in final roster cuts.

**College:** Attended Queen's University in Kingston, Ontario, Canada ... Played in every game in his four seasons with the Gaels (2007-10) ... Helped team win Vanier Cup championship in 2009 ... Closed college career with a south-of-the-border berth in the East-West Shrine Game played after the 2010 season.

**Personal:** Hometown is Kingston, Ontario ... Attended Holy Cross Secondary School.

*NOTE ABOUT NFL EXPERIENCE: O'Donnell did not earn an accrued year of experience toward NFL free agency in 2011, '12, '13 or '14 because he was not on a 53-player roster, a Reserve/Injured list or a Reserve/Physically Unable to Perform list for the required minimum of six games in any of those four seasons.*

## MATTHEW O'DONNELL'S STATISTICS

GAMES-STARTS			
YEAR	TEAM	GAMES	STARTS
2011	Cincinnati.....		*DID NOT PLAY
2012	—.....		*DID NOT PLAY
2013	—.....		*DID NOT PLAY
2014	—.....		*DID NOT PLAY
CAREER		0	0

## POSTSEASON

GAMES-STARTS			
YEAR	TEAM	GAMES	STARTS
2011	Cincinnati.....		*DID NOT PLAY
CAREER		0	0

\* NOTE: O'Donnell was on the practice squad for 16 regular-season games and one postseason game with Cincinnati in 2011. He was not with an NFL team in 2012, '13 or '14.



**OGBUEHI, CEDRIC**

**OT #70**

**Height:** 6-5  
**Weight:** 310  
**College:** Texas A&M  
**Experience:** Rookie in 2015

**2014 games-starts:** 0-0  
**Career games-starts:** 0-0  
**Born:** 4-25-92  
**Hometown:** Allen, Texas  
**Acquired:** D1'15

*Bengals top draft pick is an exceptionally gifted athlete ... Played G and both OT positions during his Texas A&M career, but projects as a pro as prime contender for crucial pass protection position of LOT, where he played as a senior ... Was seen as a possible top-five pick in the first round of draft, before he suffered knee injury (ACL tear) in Aggies' Liberty Bowl game to complete the 2014 season ... Bengals, with no glaring positional needs as they seek a fifth straight playoff spot, took advantage of Ogbuehi's draft slide to bag a future star at pick No. 21 ... Ogbuehi is projected to be cleared to fully practice with Cincinnati by October ... Excelled against some of college football's top pass rushers in the rugged Southeastern Conference, and earned first-team All-America nod last season from Walter Camp Foundation, in his first year switching from ROT to LOT.*

**Career transactions:** Selected by Cincinnati in first round of 2015 NFL Draft (21st overall) ... Signed with Bengals on 6-11-15.

**Head coach Marvin Lewis says:** "Ced is a huge man with big, long length — and a huge wingspan. When I watch him, I think of guys like Jonathan Ogden and Tony Boselli, who had athleticism and the big-man length and girth to handle the pass rushers, but could also come off the ball strong in the running game. We feel he's right on track for a great recovery, and he's already showing us he's willing to do the work to make that happen."


**Been there, done that:** The Bengals have some historical comfort level in having spent a first-round draft pick on an OT whose final college season was marred by a serious injury. In 1979, with the third overall selection, Cincinnati took future Hall of Famer Anthony Munoz, who was considered a gamble by some analysts due to a knee injury that cost him 10 games as a senior before he returned for the final game. Munoz was selected for 11 Pro Bowls as a Bengal and has been rated by many analysts as the best LOT in pro football history.

**More college highlights:** Played four seasons (2011-14) at Texas A&M, with a redshirt year in 2010 ... Played in 47 games, with 43 starts ... Aggies went 35-17 during his career, with a 4-0 record in bowls. **2014**—Started every game for 8-5 team, 11 at LOT and two at ROT ... Provided protection for passing attack that led SEC in passing yards and TDs ... Team ranked No. 5 nationally in scoring and total offense. **2013**—Played and started 11 games at ROT for 9-4 team that ended season with Chick Fil-A Bowl win over Duke ... Blocked for offense that ranked in Top 10 nationally in scoring, passing and total yards ... Aggies led SEC in scoring, passing and total offense for second straight season. **2012**—Started all 13 games at G for 11-2 team and provided protection for Heisman Trophy QB Johnny Manziel ... Team finished with No. 5 national ranking after 41-13 Cotton Bowl win over Oklahoma ... Team ranked third nationally in total offense and scoring offense, and it led SEC in rushing, passing, scoring and total offense. **2011**—Played in 10 games (six starts) as a freshman ... Helped offense allow just nine sacks while averaging 490.2 yards in total offense, including 199.2 rushing. **2010**—Redshirted as true freshman.

**Athletic, but tough, too:** In his final college game, the 2014 Liberty Bowl, Ogbuehi played approximately two full quarters after suffering a major knee injury (torn ACL). "Yeah, I finished the game off," he says. "They thought it was a sprained MCL, so I kept playing. Then I went to California, got the MRI, and it showed a torn ACL."

**High school:** Attended Allen (Texas) High School, where as a senior he earned second-team all-state and U.S. Army All-American ... Helped offense average more than 466 yards per game and allow only one sack ... Was Associated Press First-Team All-State selection as a junior.

**Personal:** Hometown is Allen, Texas, 30 miles north of Dallas ... Earned bachelor's degree from Texas A&M in August 2014 in recreation, parks and tourism sciences ... Last name is pronounced "o-BWAY-hee."



## PEERMAN, CEDRIC

HB #30

**Height:** 5-10  
**Weight:** 212  
**College:** Virginia  
**Experience:** 6th-year player in 2015

**2014 games-starts:** 16-0  
**Career games-starts:** 70-1  
**Born:** 10-10-86  
**Hometown:** Gladys, Va.  
**Acquired:** W(Det.)'10

*A sixth-year NFL player for 2015, Peerman has been a special teams standout for Bengals and has been productive on offense when opportunity has come his way ... Led team in special teams tackles (15) in 2014, and ranked fourth in '13 ... His rushing opportunities have been limited since 2012, but in '12, averaged 7.2 yards on 36 rushes ... Entered NFL in 2009 as Baltimore draftee, and played briefly in '09 for Detroit.*

**Career transactions:** Selected by Baltimore in sixth round of 2009 NFL Draft (185th overall) ... Signed with Ravens on 6-17-09 ... Waived by Ravens on 9-5-09 ... Acquired on waivers by Cleveland on 9-6-09 ... Waived by Browns on 9-26-09 ... Signed to Browns practice squad on 9-29-09 ... Released from Browns practice squad on 10-27-09 ... Signed to Detroit practice squad on 10-30-09 ... Signed to Lions roster on 12-15-09 ... Waived by Lions on 4-25-10 ... Acquired on waivers by Cincinnati on 4-27-10 ... Re-signed with Bengals as exclusive rights player on 7-29-11 ... Re-signed with Bengals as exclusive rights player on 3-12-12 ... Re-signed with Bengals on 3-7-13 ... Re-signed with Bengals as unrestricted free agent on 4-9-15.

**2014 highlights:** Played in Games 1-16 and in Wild Card playoff ... Led team with 15 special teams tackles ... Rushed 15-for-43 and had three catches for 27 yards ... Rushed five-for-15 and had two special teams tackles on Sept. 21 vs. Tennessee, and downed a punt at Tennessee two, leading to a safety for Bengals ... Rushed five-for-nine, caught two-for-22 and had two special teams tackles on Nov. 2 vs. Jacksonville ... Rushed two-for-21 on Nov. 16 at New Orleans, and had a special teams tackle ... Two special teams tackles on Nov. 30 at Tampa Bay ... Led team with three special teams tackles on Dec. 14 at Cleveland, highest single-game total for a Bengals player on the season ... Suffered concussion in first quarter on Dec. 28 at Pittsburgh, but was cleared for Wild Card playoff on 1-4-15 at Indianapolis and had two special teams tackles.

**Previous seasons:** **2009**—In preseason for Baltimore, rushed 14-for-40 with a TD and had four receptions for 42 yards ... Joined Cleveland at start of regular season, and was inactive for Browns for Games 1-2 ... Spent Weeks 4-7 on Browns' practice squad ... Later signed to Lions practice squad, and signed to Detroit roster for Games 14-16, playing in Games 14-15 (no statistics). **2010**—Acquired by Bengals on waivers from Detroit on April 27 ... On Bengals roster for full season, playing in seven games ... Led team with two special teams tackles on Sept. 12 at New England ... In preseason, led Bengals in rushing yards (201) and yards per carry (6.5), and his 93-yard TD sprint on Sept. 2 at Indianapolis was NFL's longest 2010 preseason scrimmage gain. **2011**—Played in 15 games plus Wild Card playoff, seeing brief action on offense

and tying for second on team in special teams tackles (13) ... Two special teams tackles Oct. 16 vs. Indianapolis, and had key block on 33-yard Brandon Tate punt return that set up TD ... Team-leading three special teams tackles Nov. 13 vs. Pittsburgh. **2012**—Played in 14 games (Games 1-12 and 15-16), and in Wild Card playoff ... Inactive for Games 13-14, due to ankle injury suffered Dec. 2 at San Diego ... Rushed 36-for-258 (including two-for-80 on fake punts), with one TD ... Also had career highs of nine receptions and 85 yards ... Fourth on team in special teams tackles (nine) ... On Sept. 30 at Jacksonville, took direct snap as an upback on a fake punt and ran 48 yards to Jaguars 18, setting up a Bengals TD ... On Oct. 14 at Cleveland, logged team-leading eight receptions for 76 yards (second on team), with one rush for seven yards ... Only rush Oct. 21 vs. Pittsburgh was a five-yard TD, his first career score ... On Nov. 18 at Kansas City, his 32-yard run on a fake punt extended first-quarter TD drive for a 7-3 lead, and he finished game with career-best 75 rushing yards (on eight carries) ... Rushed eight-for-61 (7.6) on Nov. 25 vs. Oakland, including a 31-yarder to Raiders five that set up TD. **2013**—Played in Games 1-16 and in Wild Card playoff ... Ranked fourth on team in special teams tackles (10) for the regular season, and rushed eight-for-17 ... Four kickoff returns, for 16.5 average ... On Sept. 22 vs. Green Bay, preserved a Bengals possession with recovery of Brandon Tate fumble on kickoff return in third quarter ... On Oct. 6 vs. New England, dropped Leon Washington with a solo tackle at the New England 13 on game's opening kickoff ... Tied for the team lead with two special teams tackles on Dec. 8 vs. Indianapolis ... Had a 23-yard kickoff return in Wild Card playoff on 1-5-14 vs. San Diego.

**College:** Played four seasons (2005-08) at Virginia, posting 10th-best all-purpose yards total (3349) in Cavaliers history ... Played 41 games with 18 starts ... Totaled 1749 career rushing yards, with 4.6 average, and scored 15 TDs ... Was 67-for-344 receiving (5.1) with a TD, and averaged 25.1 yards on 50 kickoff returns ... Redshirted (did not play) in 2004.

**Personal:** Born in Lynchburg, Va. ... Attended William Campbell High School in Gladys, Va., where he scored a state-record 708 points, including 112 TDs ... Named Virginia prep player of the year as a senior ... Won state titles in track in the 100 meters as a prep junior and senior ... Is licensed as a minister ... enjoys fishing, hunting and working on cars.

*NOTE ABOUT NFL EXPERIENCE: Peerman did not earn an accrued year of experience toward NFL free agency in 2009 because he was not on a 53-player roster, a Reserve/Injured list or a Reserve/Physically Unable to Perform list for the required minimum of six games that season.*

### CEDRIC PEERMAN'S STATISTICS

YEAR	TEAM	G-S	RUSHING					RECEIVING					SCORING								
			ATT	YDS	AVG	LG	TD	NO	YDS	AVG	LG	TD	TD	TD-R	TD-P	TD-Rt	2-PIC	PTS			
2009	Cleveland	0-0	DID NOT PLAY*					DID NOT PLAY*					DID NOT PLAY*								
	Detroit	2-0	0	0	—	—	0	0	0	—	—	0	0	0	0	0	0	0	0		
2010	Cincinnati	7-0	2	1	0.5	1	0	1	11	11.0	11	0	0	0	0	0	0	0	0		
2011	Cincinnati	15-0	3	15	5.0	11	0	0	0	—	—	0	0	0	0	0	0	0	0		
2012	Cincinnati	14-1	36	258	7.2	48	1	9	85	9.4	16	0	1	1	0	0	0	0	6		
2013	Cincinnati	16-0	8	17	2.1	5	0	0	0	—	—	0	0	0	0	0	0	0	0		
2014	Cincinnati	16-0	15	43	2.9	21	0	3	27	9.0	17	0	0	0	0	0	0	0	0		
CLE. TOTALS		0-0	0	0	—	—	0	0	0	—	—	0	0	0	0	0	0	0	0		
DET. TOTALS		2-0	0	0	—	—	0	0	0	—	—	0	0	0	0	0	0	0	0		
CIN. TOTALS		68-1	64	334	5.2	48	1	13	123	9.5	17	0	1	1	0	0	0	0	6		
CAREER		70-1	64	334	5.2	48	1	13	123	9.5	17	0	1	1	0	0	0	0	6		
YEAR	TEAM	SPECIAL TEAMS							KICKOFF RETURNS					PUNT RETURNS							
		ST	AT	TT	FF	FR-YDS	BP	BFG	BXP	NO	YDS	AVG	FC	LG	TD	NO	YDS	AVG	FC	LG	TD
2010	Cincinnati	4	1	5	0	0-0	0	0	0	0	0	—	0	—	0	—	—	—	—	—	—
2011	Cincinnati	12	1	13	0	0-0	0	0	0	1	10	10.0	0	10	0	—	—	—	—	—	—
2012	Cincinnati	8	1	9	0	0-0	0	0	0	2	37	18.5	0	19	0	—	—	—	—	—	—
2013	Cincinnati	8	2	10	0	0-0	0	0	0	4	66	16.5	1	26	0	—	—	—	—	—	—
2014	Cincinnati	14	1	15	0	0-0	0	0	0	0	0	—	0	—	0	—	—	—	—	—	—
CAREER		46	6	52	0	0-0	0	0	0	7	113	16.1	1	26	0	—	—	—	—	—	—

RUSHING SINGLE-GAME HIGHS: ATTEMPTS—8 (two times; most recently for Cincinnati on 11-25-12 vs. Oakland). YARDS—75 (for Cincinnati; 11-18-12 at Kansas City). LONG—48 (for Cincinnati; 9-30-12 at Jacksonville). TOUCHDOWNS—1 (for Cincinnati; 10-21-12 vs. Pittsburgh).

RECEIVING SINGLE-GAME HIGHS: RECEPTIONS—8 (for Cincinnati; 10-14-12 at Cleveland). YARDS—76 (for Cincinnati; 10-14-12 at Cleveland). LONG—17 (for Cincinnati; 11-2-14 vs. Jacksonville). TOUCHDOWNS—(none).

KICKOFF RETURN SINGLE-GAME HIGHS: RETURNS—1 (seven times; most recently for Cincinnati on 12-29-13 vs. Baltimore). YARDS—26 (for Cincinnati; 12-29-13 vs. Baltimore). LONG—26 (for Cincinnati; 12-29-13 vs. Baltimore). TOUCHDOWNS—(none).

POSTSEASON																			
YEAR	TEAM	G-S	RUSHING					RECEIVING					SCORING						
			ATT	YDS	AVG	LG	TD	NO	YDS	AVG	LG	TD	TD	TD-R	TD-P	TD-Rt	2-PIC	PTS	
2011	Cincinnati	1-0	0	0	—	—	0	—	—	—	—	—	—	—	—	—	—	—	—
2012	Cincinnati	1-0	0	0	—	—	0	—	—	—	—	—	—	—	—	—	—	—	—
2013	Cincinnati	1-0	0	0	—	—	0	—	—	—	—	—	—	—	—	—	—	—	—
2014	Cincinnati	1-0	0	0	—	—	0	—	—	—	—	—	—	—	—	—	—	—	—
CAREER		4-0	0	0	—	—	0	—	—	—	—	—	—	—	—	—	—	—	—

YEAR	TEAM	SPECIAL TEAMS							KICKOFF RETURNS						PUNT RETURNS						
		ST	AT	TT	FF	FR-YDS	BP	BFG	BXP	NO	YDS	AVG	FC	LG	TD	NO	YDS	AVG	FC	LG	TD
2012	Cincinnati	1	0	1	0	0-0	0	0	0	1	10	10.0	0	10	0	—	—	—	—	—	—
2013	Cincinnati	0	0	0	0	0-0	0	0	0	1	23	23.0	0	23	0	—	—	—	—	—	—
2014	Cincinnati	0	2	2	0	0-0	0	0	0	0	0	—	0	—	0	—	—	—	—	—	—
CAREER		1	2	3	0	0-0	0	0	0	2	33	16.5	0	23	0	—	—	—	—	—	—

\* NOTE: Peerman was inactive for two regular-season games and on the practice squad for four regular-season games with Cleveland in 2009.

2014 REGULAR-SEASON GAME-BY-GAME

DATE	OPPONENT	RUSHING					RECEIVING				
		ATT	YDS	AVG	LG	TD	NO	YDS	AVG	LG	TD
9-7	at Baltimore	0	0	—	—	0	0	0	—	—	0
9-14	ATLANTA	0	0	—	—	0	0	0	—	—	0
9-21	TENNESSEE	5	15	3.0	4	0	0	0	—	—	0
9-28	— BYE —										
10-5	at New England	0	0	—	—	0	0	0	—	—	0
10-12	CAROLINA	0	0	—	—	0	0	0	—	—	0
10-19	at Indianapolis	0	0	—	—	0	1	5	5.0	5	0
10-26	BALTIMORE	0	0	—	—	0	0	0	—	—	0
11-2	JACKSONVILLE	5	9	1.8	4	0	2	22	11.0	17	0
11-6	CLEVELAND	2	-2	-1.0	1	0	0	0	—	—	0
11-16	at New Orleans	2	21	10.5	21	0	0	0	—	—	0
11-23	at Houston	0	0	—	—	0	0	0	—	—	0
11-30	at Tampa Bay	0	0	—	—	0	0	0	—	—	0
12-7	PITTSBURGH	1	0	0.0	0	0	0	0	—	—	0
12-14	at Cleveland	0	0	—	—	0	0	0	—	—	0
12-22	DENVER	0	0	—	—	0	0	0	—	—	0
12-28	at Pittsburgh	0	0	—	—	0	0	0	—	—	0
TOTALS		15	43	2.9	21	0	3	27	9.0	17	0

DATE	OPPONENT	SPECIAL TEAMS							KICKOFF RETURNS						PUNT RETURNS						
		ST	AT	TT	FF	FR-YDS	BP	BFG	BXP	NO	YDS	AVG	FC	LG	TD	NO	YDS	AVG	FC	LG	TD
9-7	at Baltimore	1	0	1	0	0-0	0	0	0	—	—	—	—	—	—	—	—	—	—	—	—
9-14	ATLANTA	0	0	0	0	0-0	0	0	0	—	—	—	—	—	—	—	—	—	—	—	—
9-21	TENNESSEE	2	0	2	0	0-0	0	0	0	—	—	—	—	—	—	—	—	—	—	—	—
9-28	— BYE —																				
10-5	at New England	0	0	0	0	0-0	0	0	0	—	—	—	—	—	—	—	—	—	—	—	—
10-12	CAROLINA	1	0	1	0	0-0	0	0	0	—	—	—	—	—	—	—	—	—	—	—	—
10-19	at Indianapolis	0	1	1	0	0-0	0	0	0	—	—	—	—	—	—	—	—	—	—	—	—
10-26	BALTIMORE	0	0	0	0	0-0	0	0	0	—	—	—	—	—	—	—	—	—	—	—	—
11-2	JACKSONVILLE	2	0	2	0	0-0	0	0	0	—	—	—	—	—	—	—	—	—	—	—	—
11-6	CLEVELAND	0	0	0	0	0-0	0	0	0	—	—	—	—	—	—	—	—	—	—	—	—
11-16	at New Orleans	1	0	1	0	0-0	0	0	0	—	—	—	—	—	—	—	—	—	—	—	—
11-23	at Houston	1	0	1	0	0-0	0	0	0	—	—	—	—	—	—	—	—	—	—	—	—
11-30	at Tampa Bay	2	0	2	0	0-0	0	0	0	—	—	—	—	—	—	—	—	—	—	—	—
12-7	PITTSBURGH	1	0	1	0	0-0	0	0	0	—	—	—	—	—	—	—	—	—	—	—	—
12-14	at Cleveland	3	0	3	0	0-0	0	0	0	—	—	—	—	—	—	—	—	—	—	—	—
12-22	DENVER	0	0	0	0	0-0	0	0	0	—	—	—	—	—	—	—	—	—	—	—	—
12-28	at Pittsburgh	0	0	0	0	0-0	0	0	0	—	—	—	—	—	—	—	—	—	—	—	—
TOTALS		14	1	15	0	0-0	0	0	0	—	—	—	—	—	—	—	—	—	—	—	—





# PEKO, DOMATA

DT #94

**Height:** 6-3  
**Weight:** 325  
**College:** Michigan State  
**Experience:** 10th-year player in 2015

**2014 games-starts:** 16-16  
**Career games-starts:** 139-124  
**Born:** 11-27-84  
**Hometown:** Pago Pago (American Samoa)  
**Acquired:** D4'06

*A Bengals team leader on field and in locker room, Peko has spent all nine of his previous NFL seasons (2006-14) with Cincinnati ... Has led line in tackles in four seasons, and ranked third with 46 in '14 ... Has started last 83 games (regular season and postseason), longest streak on season-end roster for consecutive Bengals starts and NFL starts ... Occasionally utilized on offense as lead blocker out of backfield on short-yardage plays.*

**Career transactions:** Selected by Cincinnati in fourth round of 2006 NFL Draft (123rd overall) ... Signed with Bengals on 7-28-06 ... Signed contract extension with Bengals on 6-12-08 ... Signed contract extension with Bengals on 3-27-14.

**2014 highlights:** Started at DT for Games 1-16 and Wild Card playoff ... Ranked third on line in regular season with 46 tackles (two for loss), including one sack ... Led line with five tackles on Sept. 14 vs. Atlanta ... Led line with eight tackles on Oct. 5 at New England ... Tied for line lead with five tackles (one for loss), including a sack and a QB hit of Andrew Luck, on Oct. 19 at Indianapolis ... Led line and ranked third on team with eight tackles on Nov. 16 at New Orleans ... On Nov. 23 at Houston, was major part of defensive line push which caused Texans RB Alfred Blue to trip over a backpedaling offensive lineman in the end zone and be tackled by DT Geno Atkins for a safety ... Had two tackles on Nov. 30 at Tampa Bay before leaving in second quarter with elbow injury, but returned to start Dec. 7 vs. Pittsburgh ... Three tackles in Wild Card playoff on 1-4-15 at Indianapolis.

**Previous seasons:** **2006**—Played in every game in D-line rotation as a rookie, and made one start, Nov. 30 vs. Baltimore, subbing for injured John Thornton ... On Oct. 29 vs. Atlanta, had a season-high seven tackles that included a shared sack of Michael Vick ... Had his biggest impact game Dec. 24 at Denver, as his six tackles included two sacks, and he added a forced fumble that Bengals recovered, setting up TD drive. **2007**—Started every game at LDT ... On Oct. 21 vs. N.Y. Jets, his fumble recovery on an aborted shotgun snap gave Bengals possession at midfield in fourth quarter, setting up TD drive that helped secure win ... Had a season-high eight tackles Dec. 15 at San Francisco, including shared sack against Shaun Hill in third quarter. **2008**—Led line with career-best 108 tackles, ranked third on team ... Led team in tackles for loss (six) ... Line-leading nine stops in shutout win Dec. 21 at Cleveland. **2009**—Started Games 1-11 at LDT, battling knee injuries in several games ... Injuries eventually sidelined him for last five games, but he came back to start in Wild Card playoff on 1-9-10 vs. N.Y. Jets ... Voted by team as one of two defensive captains ... On offense Oct. 25 vs. Chicago, provided key block on Cedric Benson one-yard TD run in fourth quarter. **2010**—Voted by teammates as one of two defensive captains, and started every game at NT ... Four tackles Oct. 8 vs. Pittsburgh, including one for loss, and was lead blocker on one-yard TD run by Cedric Benson. **2011**—His 91 regular-season tackles ranked fourth on team, and he

had 2.5 sacks ... On Sept. 18 at Denver, had seven tackles and recovered a Kyle Orton fumble at Broncos 14, setting up a FG ... Led line with eight tackles Dec. 4 at Pittsburgh, and had his first solo sack of season, dropping Ben Roethlisberger for five-yard loss ... In offensive role Dec. 18 at St. Louis, helped clear way for a four-yard Cedric Benson TD in fourth quarter ... Led line and tied for team lead Dec. 24 vs. Arizona with six tackles, including an 11-yard sack of John Skelton ... Had line-leading eight tackles (second on team) in Wild Card playoff 1-7-12 at Houston. **2012**—In addition to line-leading 80 tackles (fourth on team), had two sacks, three passes defended and a fumble recovery ... Logged five QB pressures and four tackles-for-loss ... Five tackles Sept. 30 at Jacksonville, including a sack of Blaine Gabbert on game's first play from scrimmage ... On Oct. 14 at Cleveland, had nine tackles, season-high by a D-lineman (breaking his mark of eight set previous week) ... Four tackles Nov. 11 vs. N.Y. Giants, including a shared sack of Eli Manning, and also had a pass defended ... On Nov. 25 vs. Oakland, his pressure on QB Carson Palmer helped lead to an INT by teammate Chris Crocker ... On Dec. 13 at Philadelphia, recovered a fumble on Eagles' first drive, setting up a Bengals TD drive ... Led line with eight tackles Dec. 30 vs. Baltimore, and had a pass defended ... Led line in tackles (nine) in Wild Card playoff on 1-5-13 at Houston, tying his game-high from regular season. **2013**—Started at NT in Games 1-16 and in Wild Card playoff, with 72 tackles (second on line), three sacks (career-high) and five QB pressures ... His two tackles Sept. 16 vs. Pittsburgh included shared six-yard sack of Ben Roethlisberger in first quarter ... His three tackles Sept. 22 vs. Green Bay included six-yard sack of Aaron Rodgers during Bengals' comeback fourth quarter ... Recorded four tackles, including a seven-yard sack of Thad Lewis, Oct. 13 at Buffalo ... Tied for line lead with six tackles Oct. 20 at Detroit, and also recorded two QB pressures ... Led line with seven tackles and had one QB pressure Dec. 1 at San Diego ... Had shared sack of Matt Cassel Dec. 22 vs. Minnesota ... Led line with personal season-high nine tackles Dec. 29 vs. Baltimore ... Five tackles in Wild Card playoff on 1-5-14 vs. San Diego.

**College:** Played at Michigan State in 2004 and '05, after spending '02-03 at College of the Canyons (Santa Clarita, Calif.) ... Played as a reserve for Michigan State in '04, and broke out as a senior, starting every game at LDT ... Posted 53 tackles as a senior, with a sack, two fumble recoveries, a forced fumble and a blocked PAT ... Had one of '05 college season's most publicized plays, a 74-yard fumble return for a TD vs. Michigan that tied score in fourth quarter before Michigan pulled out 34-31 OT win.


**Personal:** Hometown is Pago Pago, American Samoa ... Played both offensive and defensive line at Samoana High School ... Married (wife Anna), with two sons, Domata Jr. and Joseph ... Brother, Tupe, played OL at Michigan State and played in NFL with Indianapolis Colts ... Sociology major at Michigan State ... Enjoys Reggae music and playing the guitar ... First name is pronounced "DOE-mah-tah" and last name is pronounced "PECK-o."

## DOMATA PEKO'S STATISTICS

YEAR	TEAM	G-S	DEFENSE						INTERCEPTIONS					SCORING				
			ST	AT	TT	SKS-YDS	PD	FF	FR-YDS	NO	YDS	AVG	LG	TD	TD-IntRt	TD-FRRt	S	PTS
2006	Cincinnati	16-1	23	26	49	2.5-19	0	1	0-0	—	—	—	—	—	—	—	—	—
2007	Cincinnati	16-16	37	28	65	1.5-3.5	1	0	1-0	—	—	—	—	—	—	—	—	—
2008	Cincinnati	16-16	48	60	108	0.5-0.5	3	0	0-0	—	—	—	—	—	—	—	—	—
2009	Cincinnati	11-11	11	20	31	0-0	0	0	0-0	—	—	—	—	—	—	—	—	—
2010	Cincinnati	16-16	29	42	71	0.5-4	1	0	0-0	—	—	—	—	—	—	—	—	—
2011	Cincinnati	16-16	49	42	91	2.5-19	1	1	1-0	—	—	—	—	—	—	—	—	—
2012	Cincinnati	16-16	32	48	80	2-14	3	0	1-0	—	—	—	—	—	—	—	—	—
2013	Cincinnati	16-16	33	39	72	3-16.5	0	0	0-0	—	—	—	—	—	—	—	—	—
2014	Cincinnati	16-16	26	20	46	1-0	0	0	0-0	—	—	—	—	—	—	—	—	—
CAREER		139-124	288	325	613	13.5-76.5	9	2	3-0	—	—	—	—	—	—	—	—	—

POSTSEASON																		
YEAR	TEAM	G-S	DEFENSE						INTERCEPTIONS					SCORING				
			ST	AT	TT	SKS-YDS	PD	FF	FR-YDS	NO	YDS	AVG	LG	TD	TD	TD-IntRt	TD-FRRt	S
2009	Cincinnati	1-1	3	3	6	0-0	0	0	0-0	—	—	—	—	—	—	—	—	—
2011	Cincinnati	1-1	5	3	8	0-0	0	0	0-0	—	—	—	—	—	—	—	—	
2012	Cincinnati	1-1	1	8	9	0-0	0	0	0-0	—	—	—	—	—	—	—	—	
2013	Cincinnati	1-1	4	2	6	0-0	0	0	0-0	—	—	—	—	—	—	—	—	
2014	Cincinnati	1-1	1	2	3	0-0	0	0	0-0	—	—	—	—	—	—	—	—	
CAREER		5-5	14	18	32	0-0	0	0	0-0	—	—	—	—	—	—	—	—	

2014 REGULAR-SEASON GAME-BY-GAME																
DATE	OPPONENT	ST	AT	TT	DEFENSE					INTERCEPTIONS						
					SKS-YDS	INT-YDS	PD	FF	FR-YDS	NO	YDS	AVG	LG	TD		
9-7	at Baltimore	0	2	2	0-0	0-0	0	0	0-0	—	—	—	—	—		
9-14	ATLANTA	3	2	5	0-0	0-0	0	0	0-0	—	—	—	—	—		
9-21	TENNESSEE	2	1	3	0-0	0-0	0	0	0-0	—	—	—	—	—		
9-28	— BYE —															
10-5	at New England	3	5	8	0-0	0-0	0	0	0-0	—	—	—	—	—		
10-12	CAROLINA	2	1	3	0-0	0-0	0	0	0-0	—	—	—	—	—		
10-19	at Indianapolis	3	2	5	1-0	0-0	0	0	0-0	—	—	—	—	—		
10-26	BALTIMORE	1	2	3	0-0	0-0	0	0	0-0	—	—	—	—	—		
11-2	JACKSONVILLE	0	1	1	0-0	0-0	0	0	0-0	—	—	—	—	—		
11-6	CLEVELAND	2	1	3	0-0	0-0	0	0	0-0	—	—	—	—	—		
11-16	at New Orleans	5	3	8	0-0	0-0	0	0	0-0	—	—	—	—	—		
11-23	at Houston	0	0	0	0-0	0-0	0	0	0-0	—	—	—	—	—		
11-30	at Tampa Bay	2	0	2	0-0	0-0	0	0	0-0	—	—	—	—	—		
12-7	PITTSBURGH	1	0	1	0-0	0-0	0	0	0-0	—	—	—	—	—		
12-14	at Cleveland	0	0	0	0-0	0-0	0	0	0-0	—	—	—	—	—		
12-22	DENVER	2	0	2	0-0	0-0	0	0	0-0	—	—	—	—	—		
12-28	at Pittsburgh	0	0	0	0-0	0-0	0	0	0-0	—	—	—	—	—		
TOTALS		26	20	46	1-0	0-0	0	0	0-0	—	—	—	—	—		



**PETERS, JOHN**

**TE #48**

**Height:** 6-8  
**Weight:** 261  
**College:** Mount St. Joseph  
**Experience:** Rookie in 2015

**2014 games-starts:** 0-0  
**Career games-starts:** 0-0  
**Born:** 4-29-92  
**Hometown:** West Chester, Ohio  
**Acquired:** CFA'15

*College free agent is the first player from Cincinnati's Mount St. Joseph University (NCAA Division III) to sign an NFL contract ... Was one of four signees among 20 players who participated on a tryout basis in Bengals rookie minicamp ... Though pegged as TE for his NFL bid, he played WR for MSJ and caught 21 TD passes in 23 games over three seasons ... Bengals coaches like his combination of size and receiving skills.*


**Career transactions:** Signed with Cincinnati as college free agent on 5-10-15.

**More college highlights:** Played three seasons (2012-14) at Mount St. Joseph after spending a 2011 redshirt year at Urbana ... Totaled 67 receptions for 1145 yards and 21 TDs. **2014**—Played in eight games and was

major contributor to an 8-2 season, logging 24 receptions for 424 yards and career-best nine TDs. **2013**—Played in nine games, with career highs in catches (32) and yards (529) while scoring eight TDs ... Led team in TDs and was selected second team All-Heartland Collegiate Athletic Conference. **2012**—Played in six games, logging 11 receptions, 192 receiving yards and four TDs.

**High school:** Attended Lakota West High School in Greater Cincinnati, where he played quarterback ... Led team to a 9-2 record as a senior while passing for 1105 and nine TDs during his senior season ... Named second-team All-Greater Miami Conference.

**Personal:** Hometown is West Chester, Ohio ... Majored in sport management at Mount St. Joseph.



**POLE, KALAFITONI**

**DT #66 (defense)**

**Height:** 6-2  
**Weight:** 306  
**College:** Washington State  
**Experience:** Rookie in 2015

**2014 games-starts:** 0-0  
**Career games-starts:** 0-0  
**Born:** 2-28-92  
**Hometown:** Union City, Calif.  
**Acquired:** CFA'15

*College free agent signee appeared in 46 games with 25 starts over four-year career at Washington State ... Recorded 75 career tackles, including 10.5 for-loss ... Selected to play in the NFLPA Collegiate Bowl as a senior ... Earned four varsity letters ... Had two blocked kicks, including a FG in a three-point win vs. Southern California ... Also had one INT, an OT pick that set up game-winning overtime FG vs. rival Washington.*

**Career transactions:** Signed with Cincinnati as college free agent on 5-10-15.

**More college highlights:** **2014**—Appeared in 11 games (10 starts), recording 14 tackles, including 1.5 for loss. **2013**—Appeared in 13 games (10 starts), logging 28 tackles, including three for loss and two sacks ... Blocked a FG in 10-7 win on Sep. 7 at No. 25 USC. **2012**—Played 12 games (two starts),

logging 22 tackles, including 5.5 for-loss and 1.5 sacks ... Intercepted pass on first play of OT to set up game-winning FG on Nov. 23 vs. Washington. **2011**—Played in 10 games (three starts), logging 11 tackles, including seven solo and assisted on a sack. **2010**—Redshirt Season

**High school:** Attended James Logan High School (Union City, Calif.), where he was named the Mission Valley Athletic League's Defensive Player of the Year as a senior ... Named All-East Bay on both offense and defense ... Also lettered in wrestling and track.

**Personal:** Hometown is Union City, Calif. ... Has five brothers and two sisters ... His cousin, Sekope Kaufusi, also played football at Washington State (2010-11) ... Goes by nickname of "Tony" ... First name is pronounced "kah-lah-fih-TONE-ee" and last name is pronounced "POLE-ay."



## PORTER, SEAN

LB #56

**Height:** 6-1  
**Weight:** 235  
**College:** Texas A&M  
**Experience:** 3rd-year player in 2015

**2014 games-starts:** 1-0  
**Career games-starts:** 1-0  
**Born:** 1-12-91  
**Hometown:** Schertz, Texas  
**Acquired:** D4'13

*Fourth-round 2013 draft choice, bitten hard by injury bug, seeks a full season of action for 2015 ... Made NFL debut in Game 4 of 2014 but suffered season-ending knee injury on opening kickoff ... Missed first three games of '14 due to hamstring injury suffered in preseason finale ... Had his rookie '13 season derailed by a training camp injury (torn labrum) ... Durable performer at Texas A&M, where he played 52 games and showed promising mix of pass-rush ability and coverage skills.*

**Career transactions:** Selected by Cincinnati in fourth round of 2013 NFL Draft (118th overall) ... Signed with Bengals on 5-13-13.

**2014 recap:** Inactive (hamstring) for Games 1-3 ... Made NFL debut in Game 4 on Oct. 5 at New England, but suffered knee injury on opening kickoff ... Placed on Reserve/Injured list on Oct. 7 ... Played in two preseason games, and had one INT and one tackle.

**2013:** Had one tackle in preseason opener Aug. 8 at Atlanta ... Suffered torn labrum in Aug. 12 practice, and placed Aug. 27 on Reserve/Injured.

**College:** Played four seasons (2009-12) at Texas A&M, seeing action in 52 games, with 41 starts ... Team captain ... Posted 261 tackles with 14.5 sacks and 34.5 tackles-for-loss ... As a senior in 2012, started every game for 11-2 team that posted memorable upset win at unbeaten and top-ranked Alabama before later routing Oklahoma in Cotton Bowl ... In the 29-24 win at Alabama, had a 16-yard INT to set up a scoring drive and totaled seven tackles ... Played in Senior Bowl.

**Personal:** Hometown is Schertz, Texas ... Attended Clemens High School, where he was a two-time first-team all-district selection in Class 4 ... Majored at Texas A&M in Recreation, Parks and Tourism Sciences ... Enjoys basketball, golf and chess.

### SEAN PORTER'S STATISTICS

YEAR	TEAM	G-S	DEFENSE							INTERCEPTIONS					SCORING				
			ST	AT	TT	SKS-YDS	PD	FF	FR-YDS	NO	YDS	AVG	LG	TD	TD	TD-IntRt	TD-FRRt	S	PTS
2013	Cincinnati	0-0	DID NOT PLAY*							DID NOT PLAY*					DID NOT PLAY*				
2014	Cincinnati	1-0	0	0	0	0-0	0	0	0-0	—	—	—	—	—	—	—	—	—	—
CAREER		1-0	0	0	0	0-0	0	0	0-0	—	—	—	—	—	—	—	—	—	

### POSTSEASON

YEAR	TEAM	G-S	DEFENSE							INTERCEPTIONS					SCORING				
			ST	AT	TT	SKS-YDS	PD	FF	FR-YDS	NO	YDS	AVG	LG	TD	TD	TD-IntRt	TD-FRRt	S	PTS
2013	Cincinnati	0-0	DID NOT PLAY*							DID NOT PLAY*					DID NOT PLAY*				
2014	Cincinnati	0-0	DID NOT PLAY*							DID NOT PLAY*					DID NOT PLAY*				
CAREER		0-0	0	0	0	0-0	0	0	0-0	—	—	—	—	—	—	—	—	—	

\* NOTE: Porter was on the Reserve/Injured list for 16 regular-season games and one postseason game with Cincinnati in 2013. He was on the Reserve/Injured list for one postseason game with Cincinnati in 2014.



**RAVEN, FLOYD SR.**

**S #41**

**Height:** 6-0  
**Weight:** 202  
**College:** Texas A&M  
**Experience:** Rookie in 2015

**2014 games-starts:** 0-0  
**Career games-starts:** 0-0  
**Born:** 12-31-92  
**Hometown:** Kenner, La.  
**Acquired:** CFA'15

*College free agent signee appeared in 45 games over four-year career at Texas A&M ... As a sophomore in 2012, in A&M's 29-24 win at No. 1 Alabama, made Aggies' unofficial "defensive play of the season" when he intercepted an AJ McCarron fourth-and-goal pass with 1:36 remaining ... Three-time letterman helped Aggies to a 35-17 record over his career, with a 4-0 mark in bowl games ... Had 88 career tackles (55 solo) ... Four-year teammate of Bengals top 2015 draft pick Cedric Ogbuehi.*


**Career transactions:** Signed with Cincinnati as college free agent on 5-8-15.

**College Highlights:** **2014**—Played in all 13 games, with five starts ... Contributed 28 tackles and a fumble recovery, and ranked second in special teams tackles (four) ... Six tackles and fumble recovery in win on Nov. 8 at No. 3

Auburn. **2013**—Started 5 games and earned playing time in nine as a junior, helping team to 9-4 record with Chick Fil-A Bowl win over Duke ... Had 38 tackles, including 15 solo stops and three pass-breakups. **2012**—Played in every game as a reserve for 11-2 Aggies team that finished with 41-13 Cotton Bowl win over Oklahoma and a No. 5 national ranking ... 14 tackles, including 2.5 for loss and one sack. **2011**—Played in 12 games on special teams as a true freshman.

**High school:** Attended East St. John High School (Reserve, La.), where he was rated the No. 12 cornerback in the nation by Rivals.com ... Named PrepStar All Region ... Played LB as a junior before switching to CB.

**Personal:** Hometown is Kenner, La., in Greater New Orleans ... University studies major in the Mays Business School at Texas A&M ... Has a two-year old son, Floyd Raven Jr.



## REESE, TEVIN

WR #16

Height: 5-10  
 Weight: 170  
 College: Baylor  
 Experience: 1st-year player in 2015

2014 games-starts: 0-0  
 Career games-starts: 0-0  
 Born: 1-2-91  
 Hometown: Temple, Texas  
 Acquired: FA'14

*Big producer for successful Baylor teams will vie for Bengals 2015 roster spot after spending '14 season on Cincinnati practice squad ... Was a seventh-round draft choice of San Diego in '14.*

Career transactions: Selected by San Diego in seventh round of 2014 draft (240th overall) ... Signed with Chargers on 5-14-14 ... Waived by Chargers on 8-30-14 ... Signed to Cincinnati practice squad on 9-3-14 ... Signed to Bengals roster on 1-5-15.

2014 recap: Played in all four of San Diego's preseason games, recording five receptions for 43 yards ... Waived in Chargers' final cuts and joined Bengals practice squad the week of Game 1 ... On practice squad through the Wild Card playoff, and signed just after the season to Cincinnati 2015 offseason roster.

College: Played four seasons (2010-13) at Baylor, seeing action in 48 games (31 starts) ... Three-time All-Big 12 performer, including first-team as a

senior ... Caught 187 passes for 3102 yards and 24 TDs, leaving as Baylor ranked third all-time in all three categories ... Scored 21 of his 24 TDs on plays of 40 or more yards, most 40-plus TD catches I NCAA history ... Part of the first class of Baylor players to play in four straight bowl games, capped off by program's first Big 12 title and BCS bowl.

Personal: Hometown is Temple, Texas ... Attended Temple High School, where he was an all-district performer in football and set school track records in triple jump, long jump and 300-meter hurdles ... Earned regional all-academic honors in high school and was on Big 12 Commissioner's Honor Roll in 2011 at Baylor, where he was a general studies major ... In 2009, before enrolling at Baylor, competed on USA Football's Junior National Team.

*NOTE ABOUT NFL EXPERIENCE: Reese did not earn an accrued year of experience toward NFL free agency in 2014 because he was not on a 53-player roster, a Reserve/Injured list or a Reserve/Physically Unable to Perform list for the required minimum of six games.*


### TEVIN REESE'S STATISTICS

YEAR	TEAM	G-S	RECEIVING					RUSHING					SCORING					
			NO	YDS	AVG	LG	TD	ATT	YDS	AVG	LG	TD	TD	TD-R	TD-P	TD-Rt	2-PtC	PTS
2014	Cincinnati	0-0	0	0	—	—	0	—	—	—	—	—	—	—	—	—	—	—
CAREER		0-0	0	0	—	—	0	—	—	—	—	—	—	—	—	—	—	—

### POSTSEASON

YEAR	TEAM	G-S	RECEIVING					RUSHING					SCORING					
			NO	YDS	AVG	LG	TD	ATT	YDS	AVG	LG	TD	TD	TD-R	TD-P	TD-Rt	2-PtC	PTS
2014	Cincinnati	0-0	0	0	—	—	0	—	—	—	—	—	—	—	—	—	—	—
CAREER		0-0	0	0	—	—	0	—	—	—	—	—	—	—	—	—	—	—

\* NOTE: Reese was on the practice squad for 16 regular-season games and one postseason game with Cincinnati in 2014.



## REY, VINCENT

LB #57

**Height:** 6-0  
**Weight:** 255  
**College:** Duke  
**Experience:** 5th-year player in 2015

**2014 games-starts:** 16-13  
**Career games-starts:** 66-17  
**Born:** 9-6-87  
**Hometown:** Far Rockaway, N.Y.  
**Acquired:** CFA'10

*A fifth-year NFL player for 2015, Rey has made big strides since signing with Bengals in '10 as a college free agent ... Led 2014 team in tackles (121) by a margin of 30 ... Led team or tied for team lead in tackles in each of last seven games ... Played every game and started 13, moving into No. 1 LB role on depth chart when Vontaze Burfict proved unable to come back from injuries ... Also started Wild Card playoff ... Had team's three highest single-game tackle totals ... In 2013, was key reserve on NFL's third-ranked defense ... Only player in Bengals history to log three sacks and one INT in a game, doing that in '13 at Baltimore ... Has played in every Bengals game since start of 2011 season.*

**Career transactions:** Signed with Cincinnati as college free agent on 4-30-10 ... Waived by Bengals on 9-4-10 ... Signed to Bengals practice squad on 9-5-10 ... Signed to Bengals roster on 12-8-10 ... Re-signed with Bengals on 3-12-12 ... Re-signed with Bengals as exclusive-rights player on 4-3-13 ... Re-signed with Bengals as restricted free agent on 3-15-14.

**2014 highlights:** Started Games 3-4, 8-16 and the Wild Card playoff as replacement for injured Vontaze Burfict ... Started Games 6-7 in place of injured Rey Maulaluga ... Five passes defended on the season ... Had four tackles and a team-high two passes defended on Sept. 7 at Baltimore ... Started at MLB on Oct. 19 at Indianapolis and posted team season-high in tackles (16) ... Led led team with 12 tackles on Nov. 16 at New Orleans, and with 10 on Nov. 23 at Houston ... Led team with 15 tackles Dec. 7 vs. Pittsburgh, and also had a pass defended ... Led team with 11 tackles in playoff-clinching win Dec. 22 vs. Denver ... Led team with 11 tackles in Wild Card playoff on 1-4-15 at Indianapolis, and had a forced fumble against RB Dan Herron (Colts recovered).

**Previous seasons:** **2010**—Opened rookie season on practice squad, and signed to roster the week of Game 13 ... Inactive for Games 13-14, and played in Games 15-16 ... Made NFL debut Dec. 26 vs. San Diego, recording two special teams tackles. **2011**—Finished fifth on special teams with nine tackles ... Had two special teams tackles Sept. 11 at Cleveland, Oct. 16 vs. Indianapolis and Oct. 30 at Seattle. **2012**—Made one start and had 18 tackles, one sack and one pass defended for season ... His 12 special teams tackles

trailed only Dan Skuta (17) and Jeromy Miles (15) ... Started Sept. 16 vs. Cleveland at WLB, replacing injured Thomas Howard, and finished second on team in tackles (nine) ... Four tackles Sept. 23 at Washington ... Tied for team lead in special teams tackles (two) Oct. 21 vs. Pittsburgh ... Led special teams with three tackles Dec. 30 vs. Baltimore ... Led team with three special teams tackles in Wild Card playoff on 1-5-13 at Houston. **2013**—Played Games 1-16 and Wild Card playoff, with starts in Games 9-11, replacing injured MLB Rey Maulaluga ... Had 54 tackles on defense, after entering year with just 18 in career ... Third on team in special teams tackles (11) ... Four sacks, two INTs (one returned for TD), a forced fumble, four passes defended, and tied for second on team with seven tackles-for-loss ... Oct. 6 vs. New England, stopped RB LeGarrette Blount for no gain on first-and-goal play from one in fourth quarter, and defense went on to hold Patriots to FG ... Had two tackles on the four plays of a goal-line stand Oct. 13 at Buffalo ... Had 13 tackles Nov. 10 at Baltimore, second on team, including three sacks, and had an INT ... Set up game's first score Dec. 22 vs. Minnesota, with a sack-and-strip of Matt Cassel, and returned second quarter INT 25 yards for his first career TD.

**College:** Played four seasons (2006-09) at Duke, seeing action in 48 games with 35 starts ... A two-year team captain, he left Blue Devils ranked ninth in program history in tackles (330) ... Averaged 106 tackles per year over his last three seasons ... Set school record with three fumble returns for TDs, and also had 28 tackles for loss, 5.5 sacks and three INTs.

**Personal:** Hometown is Far Rockaway, N.Y. ... Attended Bayside High School, and later spent one season at Mercersburg (Pa.) Academy ... In 2009, earned a University Scholar Athlete award from the National Football Foundation and College Hall of Fame ... Enjoys bowling and movies ... Last name is pronounced "RAY."

*NOTE ABOUT NFL EXPERIENCE: Rey did not earn an accrued year of experience toward NFL free agency in 2010 because he was not on a 53-player roster, a Reserve/Injured list or a Reserve/Physically Unable to Perform list for the required minimum of six games that season.*

### VINCENT REY'S STATISTICS

YEAR	TEAM	G-S	DEFENSE						INTERCEPTIONS					SCORING					
			ST	AT	TT	SKS-YDS	PD	FF	FR-YDS	NO	YDS	AVG	LG	TD	TD	TD-IntRt	TD-FRRt	S	PTS
2010	Cincinnati	2-0	0	0	0	0-0	0	0	0-0	0	0	—	—	0	0	0	0	0	0
2011	Cincinnati	16-0	0	0	0	0-0	0	0	0-0	0	0	—	—	0	0	0	0	0	0
2012	Cincinnati	16-1	10	8	18	1-8	1	0	0-0	0	0	—	—	0	0	0	0	0	0
2013	Cincinnati	16-3	42	12	54	4-28	4	1	1-0	2	29	14.5	29†	1	1	1	0	0	6
2014	Cincinnati	16-13	61	60	121	0-0	5	0	0-0	0	0	—	—	0	0	0	0	0	0
CAREER		66-17	113	80	193	5-36	10	1	1-0	2	29	14.5	29†	1	1	1	0	0	6

YEAR	TEAM	SPECIAL TEAMS						KICKOFF RETURNS					PUNT RETURNS								
		ST	AT	TT	FF	FR-YDS	BP	BFG	BXP	NO	YDS	AVG	FC	LG	TD	NO	YDS	AVG	FC	LG	TD
2010	Cincinnati	1	1	2	0	0-0	0	0	0	—	—	—	—	—	—	—	—	—	—	—	—
2011	Cincinnati	5	4	9	0	0-0	0	0	0	—	—	—	—	—	—	—	—	—	—	—	—
2012	Cincinnati	8	4	12	0	0-0	0	0	0	—	—	—	—	—	—	—	—	—	—	—	—
2013	Cincinnati	10	1	11	0	0-0	0	0	0	—	—	—	—	—	—	—	—	—	—	—	—
CAREER		24	10	34	0	0-0	0	0	0	—	—	—	—	—	—	—	—	—	—	—	—

### POSTSEASON


YEAR	TEAM	G-S	DEFENSE						INTERCEPTIONS					SCORING						
			ST	AT	TT	SKS-YDS	PD	FF	FR-YDS	NO	YDS	AVG	LG	TD	TD	TD-IntRt	TD-FRRt	S	PTS	
2011	Cincinnati	1-0	0	0	0	0-0	0	0	0-0	—	—	—	—	—	—	—	—	—	—	—
2012	Cincinnati	1-0	0	0	0	0-0	0	0	0-0	—	—	—	—	—	—	—	—	—	—	—
2013	Cincinnati	1-0	0	0	0	0-0	0	0	0-0	—	—	—	—	—	—	—	—	—	—	—
2014	Cincinnati	1-1	5	6	11	0-0	0	1	0-0	—	—	—	—	—	—	—	—	—	—	—
CAREER		4-1	5	6	11	0-0	0	1	0-0	—	—	—	—	—	—	—	—	—	—	—

YEAR	TEAM	SPECIAL TEAMS						KICKOFF RETURNS					PUNT RETURNS								
		ST	AT	TT	FF	FR-YDS	BP	BFG	BXP	NO	YDS	AVG	FC	LG	TD	NO	YDS	AVG	FC	LG	TD
2013	Cincinnati	1	0	1	0	0-0	0	0	0	—	—	—	—	—	—	—	—	—	—	—	—
CAREER		1	0	1	0	0-0	0	0	0	—	—	—	—	—	—	—	—	—	—	—	—



2014 REGULAR-SEASON GAME-BY-GAME

DATE	OPPONENT	DEFENSE								INTERCEPTIONS				
		ST	AT	TT	SKS-YDS	INT-YDS	PD	FF	FR-YDS	NO	YDS	AVG	LG	TD
9-7	at Baltimore	2	2	4	0-0	0-0	2	0	0-0	—	—	—	—	—
9-14	ATLANTA	0	1	1	0-0	0-0	0	0	0-0	—	—	—	—	—
9-21	TENNESSEE	3	0	3	0-0	0-0	0	0	0-0	—	—	—	—	—
9-28	— BYE —													
10-5	at New England	5	2	7	0-0	0-0	0	0	0-0	—	—	—	—	—
10-12	CAROLINA	1	1	2	0-0	0-0	0	0	0-0	—	—	—	—	—
10-19	at Indianapolis	7	9	16	0-0	0-0	0	0	0-0	—	—	—	—	—
10-26	BALTIMORE	1	4	5	0-0	0-0	0	0	0-0	—	—	—	—	—
11-2	JACKSONVILLE	2	3	5	0-0	0-0	1	0	0-0	—	—	—	—	—
11-6	CLEVELAND	1	9	10	0-0	0-0	0	0	0-0	—	—	—	—	—
11-16	at New Orleans	10	2	12	0-0	0-0	0	0	0-0	—	—	—	—	—
11-23	at Houston	4	6	10	0-0	0-0	0	0	0-0	—	—	—	—	—
11-30	at Tampa Bay	5	2	7	0-0	0-0	0	0	0-0	—	—	—	—	—
12-7	PITTSBURGH	6	9	15	0-0	0-0	1	0	0-0	—	—	—	—	—
12-14	at Cleveland	3	3	6	0-0	0-0	0	0	0-0	—	—	—	—	—
12-22	DENVER	7	4	11	0-0	0-0	0	0	0-0	—	—	—	—	—
12-28	at Pittsburgh	4	3	7	0-0	0-0	1	0	0-0	—	—	—	—	—
TOTALS		61	60	121	0-0	0-0	5	0	0-0	—	—	—	—	—



## ROACH, TREVOR

LB #45

**Height:** 6-2  
**Weight:** 237  
**College:** Nebraska  
**Experience:** Rookie in 2015

**2014 games-starts:** 0-0  
**Career games-starts:** 0-0  
**Born:** 3-6-92  
**Hometown:** Elkhorn, Neb.  
**Acquired:** CFA'15

*Roach had scholarship offers from smaller schools, but chose to walk on at Nebraska ... Became a consistent contributor in the tradition-rich Huskers program and earned a spot among Bengals college free agent signees ... Appeared in every regular-season game as a senior and started the final six before missing Holiday Bowl with a foot injury ... Recorded 75 tackles over three seasons at Nebraska (2011-12, 2014).*

**Career transactions:** Signed with Cincinnati as college free agent on 5-8-15.

**More college highlights:** Played three seasons (2011-12 and '14) at Nebraska ... Redshirted in 2010 and missed '13 due to foot injury that required surgery ... 75 career tackles. **2014**—Logged 63 tackles, including 32 solos and seven tackles for-loss ... Recorded team's season-high, single-game tackle total (18) on Oct. 4 at Michigan State, and also had team season-best four tackles for-

loss ... Forced a fumble against Miami (Fla.) that Huskers returned for a TD. **2013**—Missed season because of foot injury. **2012**—Played in six games and recorded five tackles. **2011**—Played in five games and logged seven tackles, including two for-loss. **2010**—Redshirted.

**High school:** Attended Elkhorn (Neb.) High School, one of state's top football programs, and as a two-way senior he recorded 100 tackles and rushed for 1042 yards and 17 TDs ... Named first-team All-Nebraska by Omaha World-Herald and was a Second-Team Super State selection by Lincoln Journal Star.

**Personal:** Hometown is Elkhorn, Neb. ... Earned Academic All-Big Ten honors in three straight seasons, was on Nebraska Scholar-Athlete honor roll for seven straight semesters, and earned degree in finance/management ... Active in community service at Nebraska, he earned an NU Student-Athlete HERO Leadership Award as a senior.



# SANU, MOHAMED

# WR #12

**Height:** 6-2  
**Weight:** 210  
**College:** Rutgers  
**Experience:** 4th-year player in 2015

**2014 games-starts:** 16-13  
**Career games-starts:** 41-30  
**Born:** 8-22-89  
**Hometown:** South Brunswick, N.J.  
**Acquired:** D3a'12

*Sanu has been a consistent contributor over three Bengals seasons and stepped up his role in 2014 ... Ranked third on team in receptions (56), second in receiving yards (790), and tied for fourth in TDs (five) ... Fourth on team in scrimmage yards (841) ... Had alternated in previous seasons with Marvin Jones in team's No. 2 WR role, behind A.J. Green, and claimed No. 2 spot for 2014 due to Jones being out with injuries.*

**Career transactions:** Selected by Cincinnati in third round of 2012 NFL Draft (83rd overall) ... Signed with Bengals on 6-11-12.

**2014 highlights:** Played in Games 1-16 (13 starts) and in Wild Card playoff ... Caught four-for-36, plus a two-point conversion, on Sept. 7 at Baltimore ... Caught three-for-84, including a 76-yard TD, on Sept. 14 vs. Atlanta, and also completed a 50-yard pass to Brandon Tate, becoming first NFL player since New England's David Patten in 2001 to log a reception of 75-plus yards and a completion of 50-plus in the same game ... Caught five-for-44 on Sept. 21 vs. Tennessee and completed his lone pass attempt for 18 yards to Andy Dalton for a TD ... Set career high for catches (10), with then-career-high of 120 yards, on Oct. 12 vs. Carolina, including a 34-yard TD, winning a contested ball from Panthers CB Melvin White, to tie the score early in fourth quarter ... Had five catches for a career-high 125 yards on Oct. 26 vs. Baltimore, with receptions of 48 yards on one TD drive and 53 yards on another ... Caught four-for-95 on Nov. 2 vs. Jacksonville, including a 19-yard TD ... Caught five-for-48 with a TD on Nov. 23 at Houston, his TD coming from six yards out as he caught the ball short of goal-line and powered his way into the end zone ... Caught three-for-31 in Wild Card playoff on 1-4-15 at Indianapolis.

He needs a "158.3" tattoo: Sanu just won't come off the 158.3 career score that is the best possible for an NFL passer rating. He threw his fifth career pass on Nov. 30 of last season at Tampa Bay, taking a lateral from QB Andy Dalton and rifling an 11-yard bullet to A.J. Green on the Bengals' first TD drive. It lifted his career numbers to five-for-five for 177 yards, with two TDs and no INTs. Sanu has never been below 158.3. Each of his five completions have left him with a perfect score. His TD passes have gone 73 yards to WR A.J. Green (in 2012) and 18 yards to QB Andy Dalton (in 2014). He is the only Bengals WR to throw a TD pass, and he is the only player in NFL history with two or more TD passes, 150 or more passing yards and zero incompletions.

**More from previous seasons:** **2012**—Played in nine games (Games 1, 3-5 and 7-11) before being placed Dec. 4 on Reserve/Injured list, due

to foot injury suffered in practice on Nov. 29 ... Totaled 16 receptions for 154 yards and four TDs and had a 73-yard TD pass ... On Sept. 23 at Washington, started game as "Wildcat" QB, faked a handoff, and then hit WR A.J. Green in stride for 73-yard TD pass on game's first scrimmage play, ball traveling 50 yards in the air ... Completion to Green was longest by an NFL player on first career attempt since 2003 ... Four-for-47 receiving Nov. 11 vs. N.Y. Giants, with first career TD catch (10 yards), and also added a three-yard rush to convert a third down ... Had his only two-TD game Nov. 25 vs. Oakland, with scores on first-half throws of two and five yards ... First TD vs. Oakland came on impressive one-handed catch near end-zone sideline. **2013**—Totaled 47 receptions for 455 yards and two TDs ... On Sept. 22 vs. Green Bay, led team with 68 receiving yards while tying for team lead in catches (four) ... Caught three-for-19 on Sept. 29 at Cleveland, and also drew a 40-yard pass interference penalty against Browns ... Caught two-for-11 Nov. 17 vs. Cleveland, including a six-yard TD, and set up another TD by taking a lateral from Andy Dalton and passing 25 yards to HB Giovani Bernard ... Caught four-for-35 on Dec. 22 vs. Minnesota, with a seven-yard TD in third quarter ... Caught one-for-13 in Wild Card playoff on 1-5-14 vs. San Diego.

**College:** Played three seasons (2009-11) at Rutgers, catching Big East-record 210 passes, for 2263 yards and 12 TDs ... Played in 38 games with 37 starts ... Passed for 207 yards with four TDs and no INTs during career, and rushed for 653 yards and nine scores .. Opted to enter draft after junior season ... Scorched defenses for 115 receptions in 2011, shattering Larry Fitzgerald's Big East record of 92 for Pitt in '03 ... Broke conference career receptions record of 207 set for Rutgers by former Bengal Brian Leonard (from 2003-06) ... As a senior, helped Scarlet Knights to 9-4 record with Pinstripe Bowl win over Iowa State ... His 16 receptions vs. Ohio in '11 set a Big East single-game mark, and his 13 catches against both North Carolina and Army tied for second-most.

**Personal:** Hometown is South Brunswick, N.J. ... Attended South Brunswick High School, where he played S, WR and QB, and he also punted during each of his three varsity seasons ... High school retired his uniform number (2) in 2013 ... Because he turned 19 prior to his senior prep season, he was ineligible to play under state rules, and he was limited to practice work throughout the full 2008 campaign ... In 2007, he passed for 900 yards and rushed for 700 on offense, and he had 90 tackles with five INTs on defense as South Brunswick gained its first playoff berth in nearly 40 years ... Labor studies major at Rutgers ... Favorite hobby is playing FIFA soccer video game ... His parents are both natives of the West African nation of Sierra Leone ... Last name is pronounced "suh-NOO."

## MOHAMED SANU'S STATISTICS

YEAR	TEAM	G-S	RECEIVING					RUSHING					SCORING						
			NO	YDS	AVG	LG	TD	ATT	YDS	AVG	LG	TD	TD	TD-R	TD-P	TD-Rt	2-PTC	PTS	
2012	Cincinnati	9-3	16	154	9.6	34	4	5	15	3.0	7	0	4	0	4	0	0	0	24
2013	Cincinnati	16-14	47	455	9.7	32	2	4	16	4.0	9	0	2	0	2	0	0	0	12
2014	Cincinnati	16-13	56	790	14.1	76t	5	7	51	7.3	26	0	5	0	5	0	1	32	
CAREER		41-30	119	1399	11.8	76t	11	16	82	5.1	26	0	11	0	11	0	1	68	

YEAR	TEAM	PASSING												
		ATT	CMP	CMP%	YDS	YDS/ATT	TD	TD%	INT	INT%	LG	SKD-YDS	RAT	
2012	Cincinnati	1	1	100.0	73	73.00	1	100.0	0	0.0	73t	0-0	158.3	
2013	Cincinnati	1	1	100.0	25	25.00	0	0.0	0	0.0	25	0-0	118.8	
2014	Cincinnati	3	3	100.0	79	26.33	1	33.3	0	0.0	50	1-6	158.3	
CAREER		5	5	100.0	177	35.40	2	40.0	0	0.0	73t	1-6	158.3	

YEAR	TEAM	SPECIAL TEAMS							KICKOFF RETURNS						PUNT RETURNS						
		ST	AT	TT	FF	FR-YDS	BP	BFG	BXP	NO	YDS	AVG	FC	LG	TD	NO	YDS	AVG	FC	LG	TD
2012	Cincinnati	2	0	2	0	0-0	0	0	0	—	—	—	—	—	—	—	—	—	—	—	—
CAREER		2	0	2	0	0-0	0	0	0	—	—	—	—	—	—	—	—	—	—	—	—

**RECEIVING SINGLE-GAME HIGHS:** RECEPTIONS—10 (10-12-14 vs. Carolina). YARDS—125 (10-26-14 vs. Baltimore). LONG—76t (9-14-14 vs. Atlanta). TOUCHDOWNS—2 (11-25-12 vs. Oakland).

**RUSHING SINGLE-GAME HIGHS:** ATTEMPTS—3 (12-22-13 vs. Minnesota). YARDS—27 (10-26-14 vs. Baltimore). LONG—26 (10-26-14 vs. Baltimore). TOUCHDOWNS—(none).

POSTSEASON																		
YEAR	TEAM	G-S	RECEIVING					RUSHING					SCORING					
			NO	YDS	AVG	LG	TD	ATT	YDS	AVG	LG	TD	TD	TD-R	TD-P	TD-Rt	2-Ptc	PTS
2012	Cincinnati	0-0	DID NOT PLAY*					DID NOT PLAY*					DID NOT PLAY*					
2013	Cincinnati	1-1	1	13	13.0	13	0	—	—	—	—	—	—	—	—	—	—	—
2014	Cincinnati	1-1	3	31	10.3	11	0	—	—	—	—	—	—	—	—	—	—	
CAREER		2-2	4	44	11.0	13	0	—	—	—	—	—	—	—	—	—	—	

\* NOTE: Sanu was on the Reserve/Injured list for one postseason game with Cincinnati in 2012.

CAREER GAME-BY-GAME																	
DATE	OPPONENT	RECEIVING					RUSHING										
		NO	YDS	AVG	LG	TD	ATT	YDS	AVG	LG	TD	TD	TD-R	TD-P	TD-Rt	2-Ptc	PTS
<b>2012 / CINCINNATI</b>																	
9-10	at Baltimore	0	0	—	—	0	0	0	—	—	0	0	0	—	—	—	0
9-16	CLEVELAND	DID NOT PLAY					DID NOT PLAY										
9-23	at Washington	0	0	—	—	0	0	0	—	—	0	0	—	—	—	—	0
9-30	at Jacksonville	0	0	—	—	0	0	0	—	—	0	0	—	—	—	—	0
10-7	MIAMI	0	0	—	—	0	0	0	—	—	0	0	—	—	—	—	0
10-14	at Cleveland	INACTIVE					INACTIVE										
10-21	PITTSBURGH	3	27	9.0	17	0	1	7	7.0	7	0	0	0	—	—	—	0
10-28	— BYE —																
11-4	DENVER	2	29	14.5	34	0	0	0	—	—	0	0	—	—	—	—	0
11-11	N.Y. GIANTS	4	47	11.8	15	1	1	3	3.0	3	0	0	0	—	—	—	0
11-18	at Kansas City	2	22	11.0	14t	1	2	0	0.0	4	0	0	0	—	—	—	0
11-25	OAKLAND	5	29	5.8	11	2	1	5	5.0	5	0	0	0	—	—	—	0
12-2	at San Diego	INACTIVE					INACTIVE										
12-9	DALLAS	RESERVE / INJURED					RESERVE / INJURED										
12-13	at Philadelphia	RESERVE / INJURED					RESERVE / INJURED										
12-23	at Pittsburgh	RESERVE / INJURED					RESERVE / INJURED										
12-30	BALTIMORE	RESERVE / INJURED					RESERVE / INJURED										
<b>Postseason</b>																	
1-5	at Houston	RESERVE / INJURED					RESERVE / INJURED										
<b>2013 / CINCINNATI</b>																	
9-8	at Chicago	4	19	4.8	8	0	0	0	—	—	0	0	—	—	—	—	0
9-16	PITTSBURGH	5	40	8.0	14	0	1	4	4.0	4	0	0	—	—	—	—	0
9-22	GREEN BAY	4	68	17.0	32	0	0	0	—	—	0	0	—	—	—	—	0
9-29	at Cleveland	3	19	6.3	10	0	0	0	—	—	0	0	—	—	—	—	0
10-6	NEW ENGLAND	2	28	14.0	17	0	0	0	—	—	0	0	—	—	—	—	0
10-13	at Buffalo	5	44	8.8	14	0	0	0	—	—	0	0	—	—	—	—	0
10-20	at Detroit	1	12	12.0	12	0	0	0	—	—	0	0	—	—	—	—	0
10-27	N.Y. JETS	1	24	24.0	24	0	0	0	—	—	0	0	—	—	—	—	0
10-31	at Miami	6	62	10.3	21	0	0	0	—	—	0	0	—	—	—	—	0
11-10	at Baltimore	3	26	8.7	14	0	0	0	—	—	0	0	—	—	—	—	0
11-17	CLEVELAND	2	11	5.5	6t	1	0	0	—	—	0	0	—	—	—	—	0
11-24	— BYE —																
12-1	at San Diego	1	9	9.0	9	0	0	0	—	—	0	0	—	—	—	—	0
12-8	INDIANAPOLIS	2	26	13.0	15	0	0	0	—	—	0	0	—	—	—	—	0
12-15	at Pittsburgh	3	20	6.7	9	0	0	0	—	—	0	0	—	—	—	—	0
12-22	MINNESOTA	4	35	8.8	13	1	3	12	4.0	9	0	0	—	—	—	—	0
12-29	BALTIMORE	1	12	12.0	12	0	0	0	—	—	0	0	—	—	—	—	0
<b>Postseason</b>																	
1-5	SAN DIEGO	1	13	13.0	13	0	0	0	—	—	0	0	—	—	—	—	0
<b>2014 / CINCINNATI</b>																	
9-7	at Baltimore	4	36	9.0	13	0	1	4	4.0	4	0	0	—	—	—	—	0
9-14	ATLANTA	3	84	28.0	76t	1	0	0	—	—	0	0	—	—	—	—	0
9-21	TENNESSEE	5	44	8.8	14	0	0	0	—	—	0	0	—	—	—	—	0
9-28	— BYE —																
10-5	at New England	5	70	14.0	37t	1	0	0	—	—	0	0	—	—	—	—	0
10-12	CAROLINA	10	120	12.0	34t	1	0	0	—	—	0	0	—	—	—	—	0
10-19	at Indianapolis	3	54	18.0	32	0	0	0	—	—	0	0	—	—	—	—	0
10-26	BALTIMORE	5	125	25.0	53	0	2	27	13.5	26	0	0	—	—	—	—	0
11-2	JACKSONVILLE	4	95	23.8	36	1	1	9	9.0	9	0	0	—	—	—	—	0
11-6	CLEVELAND	2	20	10.0	18	0	0	0	—	—	0	0	—	—	—	—	0
11-16	at New Orleans	3	23	7.7	9	0	0	0	—	—	0	0	—	—	—	—	0
11-23	at Houston	5	48	9.6	12	1	1	1	1.0	1	0	0	—	—	—	—	0
11-30	at Tampa Bay	2	19	9.5	15	0	1	10	10.0	10	0	0	—	—	—	—	0
12-7	PITTSBURGH	2	16	8.0	11	0	1	0	0.0	0	0	0	—	—	—	—	0
12-14	at Cleveland	1	4	4.0	4	0	0	0	—	—	0	0	—	—	—	—	0
12-22	DENVER	1	16	16.0	16	0	0	0	—	—	0	0	—	—	—	—	0
12-28	at Pittsburgh	1	16	16.0	16	0	0	0	—	—	0	0	—	—	—	—	0
<b>Postseason</b>																	
1-4	at Indianapolis	3	31	10.3	11	0	0	0	—	—	0	0	—	—	—	—	0



SHAW, JOSH

CB #26

Height: 6-1  
Weight: 201  
College: Southern California  
Experience: Rookie in 2015

2014 games-starts: 0-0  
Career games-starts: 0-0  
Born: 3-27-92  
Hometown: Palmdale, Calif.  
Acquired: D4a'15

*Shaw brings athleticism, versatility, and a high football IQ to the Bengals secondary for 2015 ... Started at both CB and FS during his USC career, and was rated as the high-profile program's most versatile and reliable DB ... Has the body size and strength to physically battle NFL receivers ... Missed most of his 2014 senior season, due to team suspension, but still earned invitations to play in East-West Shrine and Senior Bowl games ... Has assumed full and forthright accountability for incurring the suspension, which was levied for his telling a false story about a non-football related injury ... Earned degree from USC in sociology in December 2014, and was chosen to speak at school's '14 Student-Athlete Graduation Ceremony ... A 2013 All-Pac-12 honorable mention selection as a junior, and voted USC's Defensive Perimeter Player of the Year as a junior.*

Career transactions: Selected by Cincinnati in fourth round of 2015 NFL Draft (120th overall) ... Signed with Bengals on 5-18-15.

Head coach Marvin Lewis says: "Josh has both the speed and length to be very successful. We believe he'll transfer very well to the National Football League. He has done a good job playing cornerback, safety and nickel back. We're excited to have him and get going with him. He is a very smart, very intelligent young man."

More college highlights: Played three seasons (2012-14) for USC, after two seasons (2010-11) at Florida ... Played in 30 games (23 starts) for USC and in 11 games (one start) for Florida ... Granted a hardship waiver by NCAA that allowed him to transfer schools without sitting out a season ... Full career totals of 130 tackles, six INTs and 14 passes defended. **2014**—Missed USC's first 10 games on team suspension ... Played in season's last three games, with two starts ... Led team in tackles (nine) in Holiday Bowl win vs.

Nebraska. **2013**—Started all 14 games as a USC junior, seeing time at both corner and safety ... Recorded 67 tackles, four INTs (one returned for a TD) and seven passes defended ... Returned an INT 35 yards for a TD at Hawaii and returned a blocked punt 14 yards for a score at California ... Earned Pac 12 Defensive Player of the Week honors at Oregon State, with team-best eight tackles, an end-zone INT and an additional pass defended. **2012**—Began sophomore 2012 season with the Trojans as a strong safety, but was moved to CB at mid-season ... Appeared in all 13 games (starting seven), posting 30 tackles, six deflections and two INTs for 14 yards. **2011**—Appeared in 10 games for Florida as a redshirt freshman, starting once ... Posted 22 tackles and a deflection. **2010**—Played in one Florida game as a true freshman, but suffered knee injury and was allowed to count the season as a redshirt year.

Shaw on moving forward: "I take full accountability for what happened with my (USC) suspension. I learned from what happened and made up my mind I would never embarrass my family, myself or any organization ever again. I've tried to be open and honest about it with everyone. During my suspension, I went house-to-house apologizing to my teammates for putting our team in a bad position. No matter if they were walk-ons or big-time contributors, I made a point to look them eye-to-eye and tell them I was sorry I let them down."

High school: Attended Palmdale (Calif.) High School ... Named a 2009 first-team All-American by Parade, Under Armour, SuperPrep and PrepStar ... Played CB, RB, QB and WR during his prep career.

Personal: Hometown is Palmdale, Calif. ... Spent five days with teammates in Haiti in the spring of 2012, building homes and assisting those in need.



# SIMS, PAT

DT #92

**Height:** 6-2  
**Weight:** 340  
**College:** Auburn  
**Experience:** 8th-year player in 2015

**2014 games-starts:** 16-2  
**Career games-starts:** 92-41  
**Born:** 11-29-85  
**Hometown:** Fort Lauderdale, Fla.  
**Acquired:** UFA(Oak.)'15

*A Bengal for five seasons (2008-12), Sims returns to Cincinnati as an unrestricted free agent after spending two seasons (2013-14) with Oakland ... A third-round draft selection by Cincinnati in '08, he was a regular contributor to Bengals playoff teams in 2009 and 2011-12 ... Played every game in his two seasons with Raiders, with 17 starts and 85 tackles ... His NFL career totals include 92 games played, 41 starts, 264 tackles, seven sacks and one INT.*

**Career transactions:** Selected by Cincinnati in third round of 2008 NFL Draft (77th overall) ... Signed with Bengals on 7-27-08 ... Re-signed with Bengals as an unrestricted free agent on 3-24-12 ... Signed with Oakland as unrestricted free agent on 3-12-13 ... Re-signed with Raiders as unrestricted free agent on 3-31-14 ... Signed with Cincinnati as unrestricted free agent on 3-26-15.

**2014 highlights:** Played in all 16 games for Oakland, starting two ... Totaled 36 tackles and one pass defended ... Five tackles on Sept. 14 vs. Houston ... On Oct. 26 at Cleveland, part of a line that helped limit the NFL's sixth-ranked rushing offense to just 1.6 yards per carry ... Four tackles on Nov. 16 at San Diego ... On Dec. 21 vs. Buffalo, helped limit Bills to 13 rushing yards, third-lowest opponent total in Raiders history.

**Previous seasons:** **2008**—Played in Bengals' last 11 games as a rookie and started six of the last seven as injuries depleted line depth ... Had 50 tackles, including three for losses, with one sack and five QB pressures ... Inactive for Games 1-5, due in part to a preseason turf toe injury ... Made NFL debut Oct. 12 at N.Y. Jets and posted seven tackles, including one for loss ... On Nov. 2 vs. Jacksonville, logged first NFL sack when he dropped David Garrard for two-yard loss. **2009**—Played every regular-season game (eight starts) as Bengals claimed AFC North title, but was placed on Reserve/Injured for Wild Card playoff vs. Jets, due to right forearm fracture suffered in regular-season finale at Jets ... On Sept. 20 at Green Bay, recovered fumble by HB Ryan Grant at Bengals' 38 in third quarter, returning ball to offense for TD drive that put Bengals ahead to stay at 28-21 ... On Sept. 27 vs. Pittsburgh, had a shared sack of Ben Roethlisberger in fourth quarter that forced Steelers to punt prior to offense's game-winning TD drive. **2010**—Played in 14 Bengals games (eight starts) and had 44 tackles, 2.5 sacks, a pass defended and nine pressures ... In win Sept. 19 vs. Baltimore, had fourth-quarter pass deflection that resulted in an INT by LB Brandon Johnson ... Started as injury replacement Nov. 8 vs.

Pittsburgh, recording a line-leading six tackles (one for loss) ... Five tackles Dec. 12 at Pittsburgh, including eight-yard sack of Ben Roethlisberger ... Four tackles Dec. 19 vs. Cleveland, including eight-yard sack of Colt McCoy. **2011**—Played in Games 1-11 for Bengals, including a start Oct. 16 vs. Indianapolis ... Logged 28 tackles with one sack ... Inactive for Game 12, Dec. 4 at Pittsburgh, due to ankle injury suffered Nov. 27 vs. Cleveland ... Returned to practice the week following Pittsburgh game, but suffered a different ankle injury in practice on Dec. 1 ... Placed Dec. 7 on Reserve/Injured list ... Three tackles Oct. 9 at Jacksonville, including five-yard sack of Blaine Gabbert in first quarter ... Line-leading four tackles Nov. 6 at Tennessee ... On Nov. 20 at Baltimore, made third-down stop of RB Ray Rice for no gain in fourth quarter, forcing a punt. **2012**—Sims played last eight Bengals games and Wild Card playoff after opening season on Reserve/PUP, due to hamstring injury that predated training camp ... Played in Games 9-16, logging 21 tackles, one INT and one forced fumble ... His return to active status coincided with start of Bengals' 7-1 run over final eight games ... Made season debut on Nov. 11 vs. N.Y. Giants, logging two tackles, and had an INT of Eli Manning at the Giants 18, setting up a Bengals TD ... One tackle and a forced fumble on Dec. 13 at Philadelphia ... Personal season-high six tackles in playoff-clinching win Dec. 23 at Pittsburgh ... Four tackles in Wild Card playoff on 1-5-13 at Houston. **2013**—In first season with Oakland, started 16 games for first time in his career and led Raiders interior linemen in tackles (49) ... Recorded first of his two sacks Dec. 15 at Kansas City, dropping Alex Smith for nine-yard loss ... On Dec. 22 at San Diego, logged career high 13 tackles, including five-yard sack of Philip Rivers.

**College:** Played three seasons (2004 and '06-07) at Auburn, entering the NFL draft after junior season ... First team All-SEC choice by Associated Press in 2007, despite playing most of the year with cast to protect left hand fracture ... Key force inside for '07 club that ranked sixth nationally in fewest points allowed (16.9) and average net yards allowed (197.9) ... Had 4.5 sacks as junior ... Missed the 2005 season, absent from the team due to family obligations ... Majored in public administration.

**Personal:** Hometown is Fort Lauderdale, Fla. ... Earned Florida 5A All-State honors as senior at Dillard High School, where he was a PrepStar All-American as senior ... Also played prep basketball and helped lead team to state championship as a junior ... Youngest among 10 children in his family.

## PAT SIMS' STATISTICS

YEAR	TEAM	G-S	DEFENSE						INTERCEPTIONS					SCORING				
			ST	AT	TT	SKS-YDS	PD	FF	FR-YDS	NO	YDS	AVG	LG	TD	TD	TD-IntRt	TD-FRRt	S
2008	Cincinnati	11-6	31	19	50	1-2	0	0	0-0	0	0	—	—	0	—	—	—	—
2009	Cincinnati	16-8	20	16	36	0.5-2.5	0	0	1-0	0	0	—	—	0	—	—	—	—
2010	Cincinnati	14-8	19	25	44	2.5-20	1	0	0-0	0	0	—	—	0	—	—	—	—
2011	Cincinnati	11-1	13	15	28	1-5	0	0	0-0	0	0	—	—	0	—	—	—	—
2012	Cincinnati	8-0	15	6	21	0-0	1	1	0-0	1	3	3.0	3	0	—	—	—	—
2013	Oakland	16-16	31	18	49	2-14	0	0	0-0	0	0	—	—	0	—	—	—	—
2014	Oakland	16-2	16	20	36	0-0	1	0	0-0	0	0	—	—	0	—	—	—	—
CIN. TOTALS		60-23	98	81	179	5-29.5	2	1	1-0	1	3	3.0	3	0	—	—	—	—
OAK. TOTALS		32-18	47	38	85	2-14	1	0	0-0	0	0	—	—	0	—	—	—	—
CAREER		92-41	145	119	264	7-43.5	3	1	1-0	1	3	3.0	3	0	—	—	—	—

## POSTSEASON

YEAR	TEAM	G-S	DEFENSE						INTERCEPTIONS					SCORING				
			ST	AT	TT	SKS-YDS	PD	FF	FR-YDS	NO	YDS	AVG	LG	TD	TD	TD-IntRt	TD-FRRt	S
2009	Cincinnati	0-0	DID NOT PLAY*						DID NOT PLAY*					DID NOT PLAY*				
2011	Cincinnati	0-0	DID NOT PLAY*						DID NOT PLAY*					DID NOT PLAY*				
2012	Cincinnati	1-0	3	1	4	0-0	0	0	0-0	—	—	—	—	—	—	—	—	—
CAREER		1-0	3	1	4	0-0	0	0	0-0	—	—	—	—	—	—	—	—	—

\* NOTE: Sims was on the Reserve/Injured list for one postseason game with Cincinnati in 2009. He was on the Reserve/Injured list for one postseason game with Cincinnati in 2011.

2014 REGULAR-SEASON GAME-BY-GAME

DATE	OPPONENT	DEFENSE									INTERCEPTIONS				
		ST	AT	TT	SKS-YDS	INT-YDS	PD	FF	FR-YDS	NO	YDS	AVG	LG	TD	
9-7	at N.Y. Jets	1	2	3	0-0	0-0	0	0	0-0	—	—	—	—	—	
9-14	HOUSTON	4	1	5	0-0	0-0	0	0	0-0	—	—	—	—	—	
9-21	at New England	1	1	2	0-0	0-0	0	0	0-0	—	—	—	—	—	
9-28	MIAMI	2	1	3	0-0	0-0	0	0	0-0	—	—	—	—	—	
10-5	— BYE —														
10-12	SAN DIEGO	0	2	2	0-0	0-0	0	0	0-0	—	—	—	—	—	
10-19	ARIZONA	1	1	2	0-0	0-0	0	0	0-0	—	—	—	—	—	
10-26	at Cleveland	0	2	2	0-0	0-0	0	0	0-0	—	—	—	—	—	
11-2	at Seattle	1	2	3	0-0	0-0	0	0	0-0	—	—	—	—	—	
11-9	DENVER	0	0	0	0-0	0-0	1	0	0-0	—	—	—	—	—	
11-16	at San Diego	2	2	4	0-0	0-0	0	0	0-0	—	—	—	—	—	
11-20	KANSAS CITY	1	0	1	0-0	0-0	0	0	0-0	—	—	—	—	—	
11-30	at St. Louis	1	0	1	0-0	0-0	0	0	0-0	—	—	—	—	—	
12-7	SAN FRANCISCO	1	1	2	0-0	0-0	0	0	0-0	—	—	—	—	—	
12-14	at Kansas City	1	1	2	0-0	0-0	0	0	0-0	—	—	—	—	—	
12-21	BUFFALO	0	2	2	0-0	0-0	0	0	0-0	—	—	—	—	—	
12-28	at Denver	0	2	2	0-0	0-0	0	0	0-0	—	—	—	—	—	
TOTALS		16	20	36	0-0	0-0	1	0	0-0	—	—	—	—	—	



# SMITH, ANDRE

OT #71

**Height:** 6-4  
**Weight:** 325  
**College:** Alabama  
**Experience:** 7th-year player in 2015

**2014 games-starts:** 9-9  
**Career games-starts:** 68-59  
**Born:** 1-25-87  
**Hometown:** Birmingham, Ala.  
**Acquired:** D1'09

*Smith continued in starting ROT role in 2014 before suffering triceps injury on Nov. 23 at Houston that ended his season ... Key cog in Bengals pass protection for his nine games played, and Bengals finished season ranking third in NFL in fewest sacks allowed (23) and in least sack yardage allowed (123) ... Helped team finish sixth in NFL in rushing (134.2 yards per game) ... Credited by coaches with the key block on Giovani Bernard's 89-yard TD run on Oct. 12 vs. Carolina ... Was a major Bengals re-signing for 2013 from the unrestricted free agent ranks ... Missed all of '14 preseason while rehabbing from a concussion, but was able to start season opener ... Has held starting ROT role when healthy since October 2010.*

**Career transactions:** Selected by Cincinnati in first round of 2009 NFL Draft (sixth overall) ... Signed with Bengals on 8-30-09 ... Re-signed with Bengals as unrestricted free agent on 4-26-13.

**2014 highlights:** Started Games 1-8 and 11 at ROT, and inactive (ankle) for Games 9-10 ... Placed on Reserve/Injured list on Nov. 25 following triceps injury suffered in Game 11, on Nov. 23 at Houston ... Part of protection that allowed no sacks in Games 1-3 for first time in franchise history ... Helped pave way for 170 rushing yards Sept. 14 vs. Atlanta ... Supported protection on Sept. 21 vs. Tennessee which allowed no sacks of QB Andy Dalton for third consecutive game ... Helped power the way for three one-yard TD runs in goal line situations on Oct. 26 vs. Baltimore, including game winning TD by Andy Dalton on fourth-and-one late in the fourth quarter ... Left game in first quarter with triceps injury on Nov. 23 at Houston, and placed on Reserve/Injured list on Nov. 25.

**Previous seasons:** **2009**—Missed most of preseason due to contract negotiations, then suffered fracture in left foot on Sept. 1 (his first week of practice) ... Was on roster exemption for season opener, Sept. 13 vs. Denver ... Added to roster on Sept. 14, and returned to practice the week of Game 7 ... Inactive for Games 2-10 ... Played in Games 11-16, and credited with one start ... Made NFL debut on Nov. 29 vs. Cleveland ... Supported three individual 100-yard rushing efforts over season's final six games, and aided a Bengals playoff record of 169 rushing yards by HB Cedric Benson in Wild Card playoff on 1-9-10 vs. N.Y. Jets. **2010**—Claimed No. 1 ROT position in Games 6-8, but suffered foot fracture (fifth metatarsal) in practice Nov. 10, forcing him to Reserve/Injured list on Nov. 13 ... Helped offense rank fifth in the NFL in fewest sacks allowed per passing play (one every 22.07 plays). **2011**—Started at ROT in Games 1-12 and 15-16, and in Wild Card playoff ... Left Game 12, Dec. 4 at Pittsburgh, due to ankle injury, and was inactive for Games 13-14 ... Contributed to pass protection that ranked tied for fourth in NFL in fewest sacks allowed (25) ... On Sept. 11 at Cleveland, averted a giveaway by recovering an Andy Dalton fumble at Bengals eight-yard line ... Helped team rush 32-for-171 (5.3 average) Oct. 2 vs. Buffalo, including 104 yards for HB Cedric Benson ... On Oct. 16 vs. Indianapolis, supported pass-protection effort that held Colts for the first time on season without a sack, playing primarily against standout DE Robert Mathis ... Aided 165-yard rushing total on Dec. 24 vs. Arizona. **2012**—One of 10 Bengals to start all 16 games, and also started Wild Card playoff ... Helped HB BenJarvus Green-Ellis rank first in NFL in third-and-one rushing conversions, edging Houston's Arian Foster by one (14-13), and Green-Ellis had only 15 attempts to Foster's 19 ... Part of run-blocking effort for Green-Ellis to gain at least 100 yards four times in five-game stretch (Games 10-12 and 14), with 168.2 team average in that span ... Supported blocking effort Sept. 23 at Washington that netted season highs in yards (478) and points (38) ... Supported season-best 221 rushing

yards, with 6.5 average, on Nov. 25 vs. Oakland ... In Thursday night win Dec. 13 at Philadelphia, aided 106-yard rushing total by Green-Ellis, who became only second player in team history to have four 100-yard rushing totals in span of five games. **2013**—Started in Games 1-11 and 13-16 at ROT, and came off bench in Game 12 ... Contributed to Bengals NFL rankings of tied for sixth in scoring and 10th in net offense ... Key cog in pass protection that allowed only one sack over Games 11-14, tying team record for fewest sacks allowed in four-game span ... On Sept. 16 vs. Pittsburgh, helped offense allow no sacks with 407 net yards ... Helped power offense to 162 rushing yards on Oct. 6 vs. New England ... Aided blocking effort on Oct. 13 at Buffalo in which Bengals tallied a season-high in total net yards (483), including season-highs in both rushing (165) and passing (318) yards ... On Oct. 20 at Detroit, helped lead protection that allowed only one sack as Dalton posted 135.9 passer rating ... On Oct. 27 vs. N.Y. Jets, contributed to pass protection allowing only one sack for two yards as Andy Dalton threw career-best five TD passes ... On Dec. 8 vs. Indianapolis, helped keep Dalton sack-free for third straight game and supported 155-yard rushing effort, and Dalton was named AFC Offensive Player of Week with 120.5 passer rating ... Contributed to 439-yard offensive output in Wild Card playoff on 1-5-14 vs. San Diego.

**College:** Played three seasons (2006-08) at Alabama, entering NFL Draft after his junior year ... Consensus 2008 All-America selection, rated among the most powerful run blockers in Southeastern Conference history, and won Outland Trophy, the "Heisman for linemen" ... Started 38 games at LOT over three seasons, and was credited with 46 TD-producing blocks ... Was only the seventh true freshman in Crimson Tide history to start his first game in the program ... As a sophomore in 2007, he shared SEC's Jacobs Blocking Trophy with Arkansas C Jonathan Luigs, who was a Bengal in '09.

**Personal:** Hometown is Birmingham, Ala. ... Attended Huffman High School, where he was the consensus top-rated offensive lineman in the nation as a senior ... Also as a prep senior, became the first OL to win the state of Alabama's "Mr. Football" award ... General studies major at Alabama ... Enjoys fishing and playing the guitar.

## ANDRE SMITH'S STATISTICS

### GAMES-STARTS

YEAR	TEAM	GAMES	STARTS
2009	Cincinnati.....	6	1
2010	Cincinnati.....	7	4
2011	Cincinnati.....	14	14
2012	Cincinnati.....	16	16
2013	Cincinnati.....	16	15
2014	Cincinnati.....	9	9
CAREER		68	59


### POSTSEASON

#### GAMES-STARTS

YEAR	TEAM	GAMES	STARTS
2009	Cincinnati.....	1	0
2011	Cincinnati.....	1	1
2012	Cincinnati.....	1	1
2013	Cincinnati.....	1	1
2014	Cincinnati.....	*DID NOT PLAY	
CAREER		4	3

\* NOTE: Smith was on the Reserve/Injured list for one postseason game in 2014.





## SMITH, DERRON

S #40

**Height:** 5-10  
**Weight:** 200  
**College:** Fresno State  
**Experience:** Rookie in 2015

**2014 games-starts:** 0-0  
**Career games-starts:** 0-0  
**Born:** 2-4-92  
**Hometown:** Banning, Calif.  
**Acquired:** D6'15

*Smith played in 56 games and had 44 starts over five years at Fresno State (2010-14) ... Suffered a season-ending injury in sophomore season but received medical hardship waiver from the NCAA and came back stronger, earning three straight first-team All-Mountain West honors ... One of only six players in school history to record more than 300 career tackles ... Invited to play in 2015 Senior Bowl but did not participate due to injury (sports hernia) ... Was fully recovered from the injury to participate in all Bengals offseason work.*

**Career transactions:** Selected by Cincinnati in sixth round of 2015 NFL Draft (197th overall) ... Signed with Bengals on 5-12-15.

**Coach Mark Carrier says:** "Anytime you are a four-year starter, that says a lot about who you are. He's a very efficient tackler. One of the things we always judge guys on is how good are they at tackling. This kid is a very good tackler. He's very instinctive. He's always in the right spot and doesn't get beat many times."

**More college highlights:** Played four seasons at Fresno State (2010 and '12-14), with a medical hardship waiver in 2012 ... Made 44 career starts, including 40 consecutive to finish his career ... One of 11 players in school history to earn first-team All-Mountain West three times in a career (2012-14) ...

As the 2014 season ended, his 15 career INTs ranked second among active FBS players. **2014**—Started 14 games, 11 at FS and 3 at SS ... Logged 93 tackles, including a season-high 11 tackles on Aug. 30 at No. 15 USC. **2013**—Started 13 games, helping lead Bulldogs to an 11-2 record, and finished second in the nation with seven INTs ... MVP of the Mountain West Championship game, helping Bulldogs defeat Utah State with a sack, an INT, a pass defended in end zone and seven total tackles ... Logged 18 tackles, including an INT returned 41 yards for a TD in the Las Vegas Bowl vs. USC. **2012**—Started 13 games at FS, logging 79 tackles and six INTs ... Led defense that ranked second nationally in pass defense, giving up only 167.5 yards per game ... Logged a Bulldog season-high 13 tackles on Sep. 8 at No. 4 Oregon. **2011**—Started three games before suffering season-ending injury (broken arm). **2010**—Earned playing time on special teams and in the secondary during first year on campus.

**High school:** Attended Banning (Calif.) High School, where he played quarterback, safety and punter ... As a two-way senior, rushed for 1579 yards and 13 TDs while also logging 109 tackles ... Also starred on basketball team, averaging 17 points per game.

**Personal:** Hometown is Banning, Calif. ... Earned degree in Communications at Fresno State ... First name is pronounced "duh-RONN."



**SMITH, JAKE**

**C #63**

**Height:** 6-3  
**Weight:** 306  
**College:** Louisville  
**Experience:** Rookie in 2015

**2014 games-starts:** 0-0  
**Career games-starts:** 0-0  
**Born:** 3-17-92  
**Hometown:** Jacksonville, Ala.  
**Acquired:** CFA'15

*College free agent signee was a four-year starter in the strong Louisville program, playing in all 52 games and tying school record for career starts (51) ... Key protector during the stellar Louisville career of QB Teddy Bridgewater (2011-13) ... Credited by analysts for his footwork and balance in pass protection.*

**Career transactions:** Signed with Cincinnati as college free agent on 5-8-15.

**More college highlights:** Played four seasons (2011-14) at Louisville, with a redshirt year in 2010 ... Cardinals posted a 39-13 record over his career. **2014**—Started 12 games at guard and one at center for 9-4 Cardinals squad ... Earned All-Atlantic Coast Conference honorable mention. **2013**—Made move from guard to center and started every games for 12-1 team that capped season with victory over Miami (Fla.) in Russell Athletic Bowl ... Helped lead

offense that averaged 460.8 yards per game ... Named first-team All Big East. **2012**—Started 12 games at guard on team that went 11-2 and won Big East title ... Played in Sugar Bowl victory over Florida, but did not start due to illness, marking the only career game in which he did not start ... Helped offense total 23 rushing TDs and protected QB Teddy Bridgewater as he passed for 286.0 yards per game. **2011**—Started all 13 games at guard ... First player in school history to be named to the Football Writers of America Freshman All-America team. **2010**—Redshirted.

**High school:** Attended Jacksonville (Ala.) High School, where he was a two-year team captain, playing G and DT ... Named honorable-mention all-state as a senior ... Also was a three-year starting pitcher on baseball team.

**Personal:** Hometown is Jacksonville, Ala. ... Earned a degree in economics in 2014 at Louisville.



## STILL, DEVON

DT #75

**Height:** 6-5  
**Weight:** 305  
**College:** Penn State  
**Experience:** 4th-year player in 2015

**2014 games-starts:** 12-0  
**Career games-starts:** 30-0  
**Born:** 7-11-89  
**Hometown:** Wilmington, Del.  
**Acquired:** D2'12

*Still played in 12 games in 2014, his third year with Bengals and in NFL ... Had a key tackle in win at Houston ... Has played in 30 games since joining Cincinnati as a 2012 draft selection.*

**Career transactions:** Selected by Cincinnati in second round of 2012 NFL Draft (53rd overall) ... Signed with Bengals on 5-12-12 ... Contract terminated by Bengals on 8-30-14 ... Signed to Bengals practice squad on 8-31-14 ... Signed to Bengals roster on 9-10-14 ... Re-signed with Cincinnati as a free agent on 3-19-15.

**2014 highlights:** Waived in final preseason roster cuts, he opened regular season on practice squad but was signed to roster prior to Game 2 ... Played in line rotation in Games 2-9 and 11-14, with 19 tackles ... Inactive (coaches' decision) for Games 10, 15-16 and the Wild Card playoff ... Three tackles on Sept. 14 vs. Atlanta ... Two tackles on Sept 21 vs. Tennessee and on Oct. 5 at New England ... Three tackles on Oct. 26 vs. Baltimore and Nov. 6 vs. Cleveland ... On Nov. 23 at Houston, stopped RB Alfred Blue for one-yard gain on second-and-goal play from Cincinnati eight in third quarter, helping lead to Texans settling for FG and 16-13 deficit.

**Ed Block winner, for Leah:** The Bengals named Still as the recipient of their 2014 Ed Block Courage Award, which goes annually to a player "demonstrating commitment to the values of sportsmanship and courage." Still had his world shaken prior to the '14 season, when his four-year old daughter, Leah, was diagnosed with Stage 4 pediatric cancer. Still responded to the life-changing news with an ongoing effort to raise public awareness of the struggles faced by all families struck by pediatric cancer. The Bengals partnered in the effort for the benefit of Cincinnati Children's Hospital Medical Center. There was tremendous national and even worldwide response to sales of Still's No. 75 jersey — with nearly 15,000 ordered — and more than \$1.3 million from the sales was donated to Cincinnati Children's for pediatric cancer research. Paul Sparling, Bengals head athletic trainer, said, "The manner in which Devon stepped up has helped literally thousands of other families suffering with pediatric cancer in their family as well."

**Previous seasons:** 2012—Rookie played in Games 1-8, totaling 20 tackles with a shared sack and a forced fumble ... Inactive for Games 9-16 and

for Wild Card playoff, losing playing time to veteran linemen back from injuries ... Two tackles in NFL debut Sept. 10 at Baltimore ... Two tackles Oct. 21 vs. Pittsburgh, and had shared sack and forced fumble against Ben Roethlisberger in second quarter, with Bengals recovering at Steelers' eight to set up TD on next play ... Personal season-best of seven tackles Nov. 4 vs. Denver. 2013— Played in the defensive line rotation in 10 games (Games 1-7 and 12-14) ... Missed four games due to an elbow injury suffered on Oct. 20 at Detroit, and then missed the final two regular-season games after suffering a herniated disc in practice on Dec. 18 ... Placed on the Reserve/Injured list prior to the Bengals' Wild Card Playoff vs. San Diego... Recorded eight tackles, three passes defended and two QB pressures ... Had two tackles on Oct. 20 at Detroit before leaving the game due to an elbow injury ... Returned to action on Dec. 1 at San Diego and logged one pass defended ... Had a personal season-high of four tackles Dec. 15 at Pittsburgh.

**College:** Played four years (2008-11) at Penn State, preceded by redshirt year in '07 ... Rated an elite playmaker among interior defensive linemen, he was a first-team Associated Press All-American in 2011 and also was named Big Ten Defensive Player of the Year ... After senior season, was the only defensive player among the three finalists for the 2011 Outland Trophy, which is awarded annually to the nation's top offensive or interior defensive lineman (the award went to Alabama OT Barrett Jones) ... Had 8.5 sacks and 27 tackles-for-loss during his final two seasons ... Started career slowly due to two serious injuries (ACL tear in '07 and ankle fracture in '08), but broke out with fine junior season and topped it with much better senior year ... As a senior, became first Penn State player since DE Courtney Brown in 1999 to earn Big Ten Defensive Player of the Year honors from both coaches and media, leading Big Ten's top scoring defense (16.8).

**Personal:** Born in Camden, N.J., but hometown is Wilmington, Del. ... Attended Howard High School of Technology in Wilmington, where he played on the offensive line as well as the defensive line as both a junior and senior, earning all-state honors at both positions ... Also a member of the prep basketball and track teams ... Graduated from Penn State in December 2011 with a degree in crime, law and justice ... Hobbies include drawing ... Is a cousin of two former All-Pro NFL players, DE Art Still (Kansas City) and LB Levon Kirkland (Pittsburgh) ... First name is pronounced "DEV-un."

### DEVON STILL'S STATISTICS

YEAR	TEAM	G-S	DEFENSE							INTERCEPTIONS					SCORING				
			ST	AT	TT	SKS-YDS	PD	FF	FR-YDS	NO	YDS	AVG	LG	TD	TD	TD-IntRt	TD-FRRt	S	PTS
2012	Cincinnati	8-0	5	15	20	0.5-2.5	0	1	0-0	—	—	—	—	—	—	—	—	—	
2013	Cincinnati	10-0	3	5	8	0-0	3	0	0-0	—	—	—	—	—	—	—	—	—	
2014	Cincinnati	12-0	11	8	19	0-0	0	0	0-0	—	—	—	—	—	—	—	—	—	
CAREER		30-0	19	28	47	0.5-2.5	3	1	0-0	—	—	—	—	—	—	—	—	—	

### POSTSEASON

YEAR	TEAM	G-S	DEFENSE							INTERCEPTIONS					SCORING				
			ST	AT	TT	SKS-YDS	PD	FF	FR-YDS	NO	YDS	AVG	LG	TD	TD	TD-IntRt	TD-FRRt	S	PTS
2012	Cincinnati	0-0	DID NOT PLAY*							DID NOT PLAY*					DID NOT PLAY*				
2013	Cincinnati	0-0	DID NOT PLAY*							DID NOT PLAY*					DID NOT PLAY*				
2014	Cincinnati	0-0	DID NOT PLAY*							DID NOT PLAY*					DID NOT PLAY*				
CAREER		0-0	0	0	0	0-0	0	0	0-0	—	—	—	—	—	—	—	—	—	

\* NOTE: Still was inactive for one postseason game with Cincinnati in 2012. He was on the Reserve/Injured list for one postseason game with Cincinnati in 2013. He was inactive for one postseason game with Cincinnati in 2014.

2014 REGULAR-SEASON GAME-BY-GAME

DATE	OPPONENT	DEFENSE									INTERCEPTIONS				
		ST	AT	TT	SKS-YDS	INT-YDS	PD	FF	FR-YDS	NO	YDS	AVG	LG	TD	
9-7	at Baltimore				PRACTICE SQUAD					PRACTICE SQUAD					
9-14	ATLANTA	2	1	3	0-0	0-0	0	0	0-0	—	—	—	—	—	
9-21	TENNESSEE	2	0	2	0-0	0-0	0	0	0-0	—	—	—	—	—	
9-28	— BYE —														
10-5	at New England	0	2	2	0-0	0-0	0	0	0-0	—	—	—	—	—	
10-12	CAROLINA	1	0	1	0-0	0-0	0	0	0-0	—	—	—	—	—	
10-19	at Indianapolis	0	1	1	0-0	0-0	0	0	0-0	—	—	—	—	—	
10-26	BALTIMORE	3	0	3	0-0	0-0	0	0	0-0	—	—	—	—	—	
11-2	JACKSONVILLE	0	2	2	0-0	0-0	0	0	0-0	—	—	—	—	—	
11-6	CLEVELAND	1	2	3	0-0	0-0	0	0	0-0	—	—	—	—	—	
11-16	at New Orleans				INACTIVE					INACTIVE					
11-23	at Houston	1	0	1	0-0	0-0	0	0	0-0	—	—	—	—	—	
11-30	at Tampa Bay	1	0	1	0-0	0-0	0	0	0-0	—	—	—	—	—	
12-7	PITTSBURGH	0	0	0	0-0	0-0	0	0	0-0	—	—	—	—	—	
12-14	at Cleveland	0	0	0	0-0	0-0	0	0	0-0	—	—	—	—	—	
12-22	DENVER				INACTIVE					INACTIVE					
12-28	at Pittsburgh				INACTIVE					INACTIVE					
TOTALS		11	8	19	0-0	0-0	0	0	0-0	—	—	—	—	—	



# TATE, BRANDON

WR #19

**Height:** 6-1  
**Weight:** 195  
**College:** North Carolina  
**Experience:** 7th-year player in 2015

**2014 games-starts:** 16-4  
**Career games-starts:** 82-18  
**Born:** 10-5-87  
**Hometown:** Burlington, N.C.  
**Acquired:** W(N.E.)'11

*A seventh-year NFL player for 2015, Tate has contributed in various roles for the Bengals, primarily as a kickoff and punt returner, and he saw increased action on offense in '14 ... Caught 17-for-193 with a TD ... Had key 49-yard punt return in playoff-clinching win Dec. 22 vs. Denver, setting up go-ahead score, and also had a key return in win Dec. 14 at Cleveland ... Has played all 16 games in each of the last five seasons ... In 2011, set Bengals record for combined kickoff and punt returns in a season (93), as well as for total punt return yards (543) and most punt returns (51) ... Earned an AFC Special Teams Player of the Week in '11 ... Returned two kickoffs for TDs for Patriots in 2010.*

**Career transactions:** Selected by New England in third round of 2009 NFL Draft (83rd overall) ... Signed with Patriots on 7-23-09 ... Waived by Patriots on 9-3-11 ... Acquired on waivers by Cincinnati on 9-4-11 ... Re-signed with Bengals as unrestricted free agent on 3-25-13 ... Re-signed with Bengals on 3-11-14 ... Re-signed with Bengals as unrestricted free agent on 4-1-15.

**2014 highlights:** Played in Games 1-16, and in Wild Card playoff ... In addition to his 193 receiving yards, had three rushes for 21 yards ... Averaged 22.1 yards on 18 kickoff returns and 9.7 yards on 18 punt returns ... Started Games 5-7 at WR in place of injured A.J. Green ... Four catches for 19 yards on Sept. 7 at Baltimore ... One catch for 50 yards, his longest as a Bengal, on pass from WR Mohamed Sanu on Sept. 14 vs. Atlanta ... Started at WR and caught four-for-38 with a five-yard TD on Oct. 12 vs. Carolina, and had one rush for nine yards ... Started at WR on Oct. 26 vs. Baltimore and caught two-for-30, with both of his catches going for first downs ... On Dec. 14 at Cleveland, his 30-yard punt return in second quarter set up a 36-yard TD drive ... Had a 12-yard reception Dec. 22 vs. Denver, and his 49-yard punt return to Broncos 22 in fourth quarter set up FG that put Bengals ahead to stay at 30-28 ... Caught two-for-22, with a fourth-down conversion and a third-down conversion, on Dec. 28 at Pittsburgh.

**Previous seasons:** **2009**—Limited by injuries to two games for New England ... Played his first game Oct. 25 against Tampa Bay, at London, England's Wembley Stadium, and he had an 11-yard rush plus two KOR for 22.0 average ... Placed on Reserve/Injured list Nov. 14. **2010**—Led New England with 18.0-yard reception average, catching 24 for 432 yards and three TDs ... Third in AFC and sixth in NFL in kickoff returns, with 25.8-yard average on 41 attempts ... Returned second-half kickoff 97 yards for TD Sept. 12 vs. Bengals ... Returned second-half kickoff 103 yards for TD Oct. 4 at Miami, second-longest KOR in

Patriots history ... Was first Patriot since 2002 to return two kickoffs for TDs in a season ... Had three catches for 103 yards on Oct. 31 vs. Minnesota, including 65-yard TD that was Patriots' longest scrimmage play of season ... Two TD receptions in regular-season finale 1-2-11 vs. Miami, for 40 and 42 yards ... Started Divisional playoff game 1-16-11 vs. N.Y. Jets (no catches), logging 21.6-yard average on five KORs. **2011**—Played in all 16 Bengals games, plus Wild Card playoff ... Saw action primarily on special teams, averaging 10.6 yards on 51 punt returns (eighth in AFC), with one TD, and 23.8 yards (seventh in AFC) on 42 kickoff returns ... Named AFC Special Teams Player of the Week for performance Oct. 30 at Seattle, when his 186 total return yards included 56-yard punt return for TD ... Averaged 35.5 yards on two punt returns Dec. 18 at St. Louis, including 56-yarder in third quarter that set up a Cincinnati TD for a 13-6 lead. **2012**—Played in every Bengals game, logging 13 catches for 211 yards and one TD ... Also played in Wild Card playoff ... His 16.2-yard per-catch average led the team ... Averaged 8.9 yards on 21 punt returns and 24.8 yards on 32 kickoff returns ... Three-for-71 receiving in win Sept. 16 vs. Cleveland, including a 44-yard TD in third quarter ... On Oct. 14 at Cleveland, had 32-yard punt return that set up a TD ... In playoff-clinching win on Dec. 23 at Pittsburgh, had a 23-yard gain to the Pittsburgh 24-yard line on a shovel pass in the second quarter, setting up a Cincinnati FG. **2013**—Played in every game ... Saw brief action on offense and had one catch for six yards ... Averaged 26.1 yards on 35 kickoff returns and 9.3 yards on 36 punt returns ... In overtime on Oct. 13 at Buffalo, set up offense at Bills 33 with a 29-yard punt return, and three plays later, Mike Nugent kicked game-winning 43-yard FG ... On Oct. 27 vs. N.Y. Jets, his 71-yard kickoff return to Jets 29 set up a TD for 28-6 halftime lead ... Averaged 25.6 yards on five kickoff returns in Wild Card playoff on 1-5-14 vs. San Diego.

**College:** Left North Carolina with NCAA record for combined career punt and kickoff return yards (3523), despite missing final seven games of 2008 senior season ... Set Atlantic Coast Conference records for both career kickoff returns (109) and career kickoff return yards (2688) ... In 2006 vs. Duke, became ninth player in NCAA history to return a kickoff and a punt for TDs in same game.

**Personal:** Hometown is Burlington, N.C. ... Attended Cummings High School, where he was a three-year starter in both football and basketball ... Helped lead prep basketball team to a state title as a junior, playing guard ... Communications major at North Carolina.

## BRANDON TATE'S STATISTICS

YEAR	TEAM	G-S	RECEIVING					RUSHING					SCORING					
			NO	YDS	AVG	LG	TD	ATT	YDS	AVG	LG	TD	TD	TD-R	TD-P	TD-Rt	2-PtC	PTS
2009	New England	2-1	0	0	—	—	0	1	11	11.0	11	0	0	0	0	0	0	0
2010	New England	16-10	24	432	18.0	65t	3	5	62	12.4	22	0	5	0	3	*2	0	30
2011	Cincinnati	16-0	0	0	—	—	0	0	0	—	—	0	1	0	0	*1	0	6
2012	Cincinnati	16-3	13	211	16.2	44t	1	1	0	0.0	0	0	1	0	1	0	0	6
2013	Cincinnati	16-0	1	6	6.0	6	0	0	0	—	—	0	0	0	0	0	0	0
2014	Cincinnati	16-4	17	193	11.4	50	1	3	21	7.0	12	0	1	0	1	0	0	6
N.E. TOTALS		18-11	24	432	18.0	65t	3	6	73	12.2	22	0	5	0	3	2	0	30
CIN. TOTALS		64-7	31	410	13.2	50	2	4	21	5.3	12	0	3	0	2	1	0	18
CAREER		82-18	55	842	15.3	65t	5	10	94	9.4	22	0	8	0	5	3	0	48

YEAR	TEAM	SPECIAL TEAMS							KICKOFF RETURNS						PUNT RETURNS					
		ST	AT	TT	FF	FR-YDS	BP	BFG	BXP	NO	YDS	AVG	FC	LG	TD	NO	YDS	AVG	FC	LG
2009	New England	—	—	—	—	—	—	—	4	106	26.5	0	34	0	0	0	—	0	—	0
2010	New England	—	—	—	—	—	—	—	41	1057	25.8	0	103t	2	1	4	4.0	0	4	0
2011	Cincinnati	—	—	—	—	—	—	—	42	998	23.8	0	45	0	51	543	10.6	17	56t	1
2012	Cincinnati	—	—	—	—	—	—	—	32	795	24.8	0	45	0	21	187	8.9	11	32	0
2013	Cincinnati	—	—	—	—	—	—	—	35	914	26.1	0	71	0	36	336	9.3	16	43	0
2014	Cincinnati	—	—	—	—	—	—	—	18	397	22.1	0	31	0	18	174	9.7	14	49	0
N.E. TOTALS		—	—	—	—	—	—	—	45	1163	25.8	0	103t	2	1	4	4.0	0	4	0
CIN. TOTALS		—	—	—	—	—	—	—	127	3104	24.4	0	71	0	126	1240	9.8	58	56t	1
CAREER		—	—	—	—	—	—	—	172	4267	24.8	0	103t	2	127	1244	9.8	58	56t	1

RECEIVING SINGLE-GAME HIGHS: RECEPTIONS—4 (four times; most recently for Cincinnati on 10-12-14 vs. Carolina). YARDS—101 (for New England; 10-31-10 vs. Minnesota). LONG—65t (for New England; 10-31-10 vs. Minnesota). TOUCHDOWNS—1 (five times; most recently for Cincinnati on 10-12-14 vs. Carolina).

RUSHING SINGLE-GAME HIGHS: ATTEMPTS—1 (nine times; most recently for Cincinnati on 10-12-14 vs. Carolina). YARDS—22 (for New England; 10-17-10 vs. Baltimore). LONG—22 (for New England; 10-17-10 vs. Baltimore). TOUCHDOWNS—(none).

KICKOFF RETURN SINGLE-GAME HIGHS: RETURNS—7 (for Cincinnati; 10-5-14 at New England). YARDS—184 (for New England; 9-12-10 vs. Cincinnati). LONG—103t (for New England; 10-4-10 at Miami). TOUCHDOWNS—1 (two times; most recently for New England on 10-4-10 at Miami).

PUNT RETURN SINGLE-GAME HIGHS: RETURNS—7 (for Cincinnati; 10-2-11 vs. Buffalo). YARDS—73 (two times; most recently for Cincinnati on 12-8-13 vs. Indianapolis). LONG—56 (two times; most recently for Cincinnati on 12-18-11 at St. Louis ... [NOTE: Tate's first 56-yarder — on 10-30-11 at Seattle — went for a TD while his most recent one did not]). TOUCHDOWNS—1 (for Cincinnati; 10-30-11 at Seattle).

POSTSEASON																		
YEAR	TEAM	G-S	RECEIVING					RUSHING					SCORING					
			NO	YDS	AVG	LG	TD	ATT	YDS	AVG	LG	TD	TD	TD-R	TD-P	TD-Rt	2-PTC	PTS
2009	New England	0-0	DID NOT PLAY**					DID NOT PLAY**					DID NOT PLAY**					
2010	New England	1-1	0	0	—	—	0	1	11	11.0	11	0	—	—	—	—	—	—
2011	Cincinnati	1-0	0	0	—	—	0	0	0	—	—	0	—	—	—	—	—	
2012	Cincinnati	1-0	0	0	—	—	0	0	0	—	—	0	—	—	—	—	—	
2013	Cincinnati	1-0	0	0	—	—	0	0	0	—	—	0	—	—	—	—	—	
2014	Cincinnati	1-0	0	0	—	—	0	0	0	—	—	0	—	—	—	—	—	
N.E. TOTALS		1-1	0	0	—	—	0	1	11	11.0	11	0	—	—	—	—	—	
CIN. TOTALS		4-0	0	0	—	—	0	0	0	—	—	0	—	—	—	—	—	
CAREER		5-1	0	0	—	—	0	1	11	11.0	11	0	—	—	—	—	—	

YEAR	TEAM	SPECIAL TEAMS							KICKOFF RETURNS						PUNT RETURNS						
		ST	AT	TT	FF	FR-YDS	BP	BFG	BXP	NO	YDS	AVG	FC	LG	TD	NO	YDS	AVG	FC	LG	TD
2010	New England	—	—	—	—	—	—	—	—	5	108	21.6	0	33	0	0	0	—	0	—	0
2011	Cincinnati	—	—	—	—	—	—	—	—	1	22	22.0	0	22	0	3	20	6.7	1	8	0
2012	Cincinnati	—	—	—	—	—	—	—	—	1	43	43.0	0	43	0	2	12	6.0	0	12	0
2013	Cincinnati	—	—	—	—	—	—	—	—	5	128	25.6	0	33	0	3	6	2.0	3	12	0
2014	Cincinnati	—	—	—	—	—	—	—	—	0	0	—	0	—	0	1	19	19.0	0	19	0
N.E. TOTALS		—	—	—	—	—	—	—	—	5	108	21.6	0	33	0	0	0	—	0	—	0
CIN. TOTALS		—	—	—	—	—	—	—	—	7	193	27.6	0	43	0	9	57	6.3	4	19	0
CAREER		—	—	—	—	—	—	—	—	12	301	25.1	0	43	0	9	57	6.3	4	19	0


\* NOTE: Tate scored two TDs on kickoff returns with New England in 2010. In 2011, scored a TD on punt return with Cincinnati.

\*\* NOTE: Tate was on the Reserve/Injured list for one postseason game with New England in 2009.

2014 REGULAR-SEASON GAME-BY-GAME

DATE	OPPONENT	RECEIVING					RUSHING				
		NO	YDS	AVG	LG	TD	ATT	YDS	AVG	LG	TD
9-7	at Baltimore	4	19	4.8	7	0	0	0	—	—	0
9-14	ATLANTA	1	50	50.0	50	0	0	0	—	—	0
9-21	TENNESSEE	1	5	5.0	5	0	1	12	12.0	12	0
9-28	— BYE —										
10-5	at New England	0	0	—	—	0	1	0	0.0	0	0
10-12	CAROLINA	4	38	9.5	16	1	1	9	9.9	9	0
10-19	at Indianapolis	1	7	7.0	7	0	0	0	—	—	0
10-26	BALTIMORE	2	30	15.0	17	0	0	0	—	—	0
11-2	JACKSONVILLE	1	10	10.0	10	0	0	0	—	—	0
11-6	CLEVELAND	0	0	—	—	0	0	0	—	—	0
11-16	at New Orleans	0	0	—	—	0	0	0	—	—	0
11-23	at Houston	0	0	—	—	0	0	0	—	—	0
11-30	at Tampa Bay	0	0	—	—	0	0	0	—	—	0
12-7	PITTSBURGH	0	0	—	—	0	0	0	—	—	0
12-14	at Cleveland	0	0	—	—	0	0	0	—	—	0
12-22	DENVER	1	12	12.0	12	0	0	0	—	—	0
12-28	at Pittsburgh	2	22	11.0	14	0	0	0	—	—	0
TOTALS		17	193	11.4	50	1	3	21	7.0	12	0

DATE	OPPONENT	SPECIAL TEAMS							KICKOFF RETURNS						PUNT RETURNS						
		ST	AT	TT	FF	FR-YDS	BP	BFG	BXP	NO	YDS	AVG	FC	LG	TD	NO	YDS	AVG	FC	LG	TD
9-7	at Baltimore	—	—	—	—	—	—	—	—	0	0	—	0	—	0	0	0	—	3	—	0
9-14	ATLANTA	—	—	—	—	—	—	—	—	1	29	29.0	0	29	0	0	0	—	2	—	0
9-21	TENNESSEE	—	—	—	—	—	—	—	—	1	18	18.0	0	18	0	0	0	—	1	—	0
9-28	— BYE —																				
10-5	at New England	—	—	—	—	—	—	—	—	7	141	20.1	0	31	0	1	6	6.0	1	6	0
10-12	CAROLINA	—	—	—	—	—	—	—	—	1	29	29.0	0	29	0	0	0	—	0	—	0
10-19	at Indianapolis	—	—	—	—	—	—	—	—	1	20	20.0	0	20	0	1	6	6.0	1	6	0
10-26	BALTIMORE	—	—	—	—	—	—	—	—	0	0	—	0	—	0	1	6	6.0	0	6	0
11-2	JACKSONVILLE	—	—	—	—	—	—	—	—	1	20	20.0	0	20	0	1	3	3.0	0	3	0
11-6	CLEVELAND	—	—	—	—	—	—	—	—	0	0	—	0	—	0	3	21	7.0	2	11	0
11-16	at New Orleans	—	—	—	—	—	—	—	—	0	0	—	0	—	0	0	0	—	0	—	0
11-23	at Houston	—	—	—	—	—	—	—	—	1	25	25.0	0	25	0	0	0	—	1	—	0
11-30	at Tampa Bay	—	—	—	—	—	—	—	—	0	0	—	0	—	0	1	-1	-1.0	0	-1	0
12-7	PITTSBURGH	—	—	—	—	—	—	—	—	4	91	22.8	0	27	0	3	29	9.7	0	16	0
12-14	at Cleveland	—	—	—	—	—	—	—	—	1	24	24.0	0	24	0	5	49	9.8	2	30	0
12-22	DENVER	—	—	—	—	—	—	—	—	0	0	—	0	—	0	1	49	49.0	0	49	0
12-28	at Pittsburgh	—	—	—	—	—	—	—	—	0	0	—	0	—	0	1	6	6.0	1	6	0
TOTALS		—	—	—	—	—	—	—	—	18	397	22.1	0	31	0	18	174	9.7	14	49	0



# THOMPSON, BRANDON

DT #98

**Height:** 6-2  
**Weight:** 305  
**College:** Clemson  
**Experience:** 4th-year player in 2015

**2014 games-starts:** 11-0  
**Career games-starts:** 30-7  
**Born:** 10-19-89  
**Hometown:** Thomasville, Ga.  
**Acquired:** D3b12

*A fourth-year NFL and Bengals player for 2015, Thompson played in 11 games in '14, missing Games 3-7 with knee injury ... Also played in Wild Card playoff ... Logged 21 tackles in regular season, with one sack ... Held starting DT job in 2013 for last seven games and Wild Card playoff, replacing injured All-Pro Geno Atkins ... Contributed in '13 to team's NFL rank of third on defense (305.5 yards allowed per game).*

**Career transactions:** Selected by Cincinnati in third round of 2012 NFL Draft (93rd overall) ... Signed with Bengals on 7-25-12.

**2014 highlights:** Played in Games 1-2 and 8-16 and had 21 tackles, including one sack ... Inactive (knee) for Games 3-7 ... Tied for line lead with four tackles Sept. 7 at Baltimore ... Sideline with knee injury in first quarter Sept. 14 vs. Atlanta ... Returned to action on Nov. 2 vs. Jacksonville after missing previous five games, and had two tackles ... Led line with six tackles on Nov. 6 vs. Cleveland ... Two tackles on Nov. 16 at New Orleans ... Had three tackles on Nov. 23 at Houston ... On Dec. 14 at Cleveland, his nine-yard sack of Johnny Manziel helped force Browns punt in third quarter ... Led line with four tackles (one for-loss) in Wild Card playoff on 1-4-15 at Indianapolis.

**Previous seasons:** 2012—Played in three games as a rookie (Games 1-2 and 4), and recorded two tackles ... Inactive for Games 3 and 5-16 ... One tackle Sept. 10 at Baltimore and Sept. 16 vs. Cleveland ... Played all four

preseason games and had five tackles. 2013—Played in every game, and started last seven, plus Wild Card playoff, as replacement for injured Geno Atkins ... Had 48 tackles in regular season, with 1.5 sacks ... Two tackles, with a seven-yard shared sack of Thad Lewis, on Oct. 13 at Buffalo. ... Six tackles Oct. 27 vs. N.Y. Jets, with first career solo sack, nine-yarder against Geno Smith ... Led line in tackles (seven) on Oct. 31 at Miami ... Tied for line lead in tackles (seven) on Nov. 10 at Baltimore ... Tied for line lead with six tackles on Dec. 15 at Pittsburgh ... Led the line and finished second on the team with eight tackles in Wild Card Playoff on 1-5-14 vs. San Diego.

**College:** Played four seasons (2008-11) at Clemson ... Was a durable performer, seeing action in 53 games, and 37 of his 38 starts came in his last three seasons ... Finished with 208 total tackles, including 4.5 sacks and 22.5 tackles-for-loss ... Had two forced fumbles and three fumble recoveries ... Was a team captain for 10-4 club as a senior and was named honorable mention All-America by Pro Football Weekly ... Had one of the dominant weightlifting performances at 2012 NFL Combine, with 35 bench presses (225 pounds).

**Personal:** Hometown is Thomasville, Ga. ... Attended Thomasville (Ga.) High School, where he was a four-year starter as a two-way lineman ... Earned all-state honors as both a junior and a senior ... As a senior at Thomasville, he was named the state's Defensive Player of the Year by the Atlanta Journal-Constitution newspaper ... Management major at Clemson.

## BRANDON THOMPSON'S STATISTICS

YEAR	TEAM	G-S	DEFENSE							INTERCEPTIONS					SCORING				
			ST	AT	TT	SKS-YDS	PD	FF	FR-YDS	NO	YDS	AVG	LG	TD	TD	TD-IntRt	TD-FRRt	S	PTS
2012	Cincinnati	3-0	1	1	2	0-0	0	0	0-0	—	—	—	—	—	—	—	—	—	—
2013	Cincinnati	16-7	20	28	48	1.5-12.5	0	0	0-0	—	—	—	—	—	—	—	—	—	—
2014	Cincinnati	11-0	10	11	21	1-9	0	0	0-0	—	—	—	—	—	—	—	—	—	—
CAREER		30-7	31	40	71	2.5-21.5	0	0	0-0	—	—	—	—	—	—	—	—	—	—

## POSTSEASON

YEAR	TEAM	G-S	DEFENSE							INTERCEPTIONS					SCORING				
			ST	AT	TT	SKS-YDS	PD	FF	FR-YDS	NO	YDS	AVG	LG	TD	TD	TD-IntRt	TD-FRRt	S	PTS
2012	Cincinnati	0-0	DID NOT PLAY*							DID NOT PLAY*					DID NOT PLAY*				
2013	Cincinnati	1-1	5	3	8	0-0	0	0	0-0	—	—	—	—	—	—	—	—	—	—
2014	Cincinnati	1-0	2	2	4	0-0	0	0	0-0	—	—	—	—	—	—	—	—	—	—
CAREER		2-1	7	5	12	0-0	0	0	0-0	—	—	—	—	—	—	—	—	—	—

\* NOTE: Thompson was inactive for one postseason game with Cincinnati in 2012.

## 2014 REGULAR-SEASON GAME-BY-GAME

DATE	OPPONENT	DEFENSE									INTERCEPTIONS				
		ST	AT	TT	SKS-YDS	INT-YDS	PD	FF	FR-YDS	NO	YDS	AVG	LG	TD	
9-7	at Baltimore	3	1	4	0-0	0-0	0	0	0-0	—	—	—	—	—	
9-14	ATLANTA	0	0	0	0-0	0-0	0	0	0-0	—	—	—	—	—	
9-21	TENNESSEE	INACTIVE									INACTIVE				
9-28	— BYE —	INACTIVE									INACTIVE				
10-5	at New England	INACTIVE									INACTIVE				
10-12	CAROLINA	INACTIVE									INACTIVE				
10-19	at Indianapolis	INACTIVE									INACTIVE				
10-26	BALTIMORE	INACTIVE									INACTIVE				
11-2	JACKSONVILLE	1	1	2	0-0	0-0	0	0	0-0	—	—	—	—	—	
11-6	CLEVELAND	1	5	6	0-0	0-0	0	0	0-0	—	—	—	—	—	
11-16	at New Orleans	1	1	2	0-0	0-0	0	0	0-0	—	—	—	—	—	
11-23	at Houston	2	1	3	0-0	0-0	0	0	0-0	—	—	—	—	—	
11-30	at Tampa Bay	0	0	0	0-0	0-0	0	0	0-0	—	—	—	—	—	
12-7	PITTSBURGH	0	0	0	0-0	0-0	0	0	0-0	—	—	—	—	—	
12-14	at Cleveland	2	0	2	1-9	0-0	0	0	0-0	—	—	—	—	—	
12-22	DENVER	0	0	0	0-0	0-0	0	0	0-0	—	—	—	—	—	
12-28	at Pittsburgh	0	2	2	0-0	0-0	0	0	0-0	—	—	—	—	—	
TOTALS		10	11	21	1-9	0-0	0	0	0-0	—	—	—	—	—	



## UZOMAH, C.J.

TE #87

**Height:** 6-6  
**Weight:** 271  
**College:** Auburn  
**Experience:** Rookie in 2015

**2014 games-starts:** 0-0  
**Career games-starts:** 0-0  
**Born:** 1-14-93  
**Hometown:** Suwanee, Ga.  
**Acquired:** D5'15

*Uzomah was not a featured receiver in Auburn's spread offense and will need time to adjust to the pros, but Bengals coaches prize him for his potential ... Has fine speed and athleticism for his size, creating potential mismatches in coverage, and has long arms to aid blocking efforts ... Seven of 29 career catches were for TDs, including big plays in 2013 as Auburn went 12-2, missing national title with three-point loss to Florida State in BCS Championship game ... Suffered shoulder injury (later determined to be separated shoulder) in 2013 vs. rival Alabama, but stayed in game and scored TD in six-point win.*

**Career transactions:** Selected by Cincinnati in fifth round of 2015 NFL Draft (157th overall) ... Signed with Bengals on 5-14-15.

**Coach Jonathan Hayes says:** "The thing that you see on tape about C.J. is his athleticism, how he moves. He's a young man who's going to be on the rise. He's got size, and range you need in the AFC North. The people that we're going to be blocking, you've got to have considerably long arms and be able to stay on your feet and be able to get into people and finish. Also, we're confident C.J. is a young man who understands the grind, getting to work early and staying late, to learn the game and improve."

**More college highlights:** Played four seasons (2011-14) at Auburn, seeing action in 49 games with 13 starts. **2014**—Played in 13 games

with five starts, recording 11 receptions for 145 yards and three TDs ... Caught a 20-yard TD pass on 1-1-15 in the Outback Bowl vs. Wisconsin. **2013**—Played in 13 games with five starts for the BCS National Championship Game qualifier ... Recorded 11 receptions for 154 yards and three TDs ... On Nov. 30 vs. Alabama, he kept playing after suffering a separated shoulder, and had a 13-yard TD catch in 34-28 win ... Had a game-winning 11-yard TD catch with 0:10 remaining on Sept. 14 vs. Mississippi State ... Earned second-team All-Southeastern Conference honors from Associated Press. **2012**—Played in 10 games (three starts), catching seven-for-136 with one TD ... In first career start, Oct. 27 vs. Texas A&M, caught three-for-90, including a 27-yard TD. **2011**—Played in 13 games as a true freshman, seeing action mostly on special teams ... Threw a four-yard TD pass to fellow TE Philip Lutzenkirchen on a trick play Nov. 12 at Georgia.

**High school:** Attended North Gwinnett High School (Sugar Hill, Ga.), where he was listed as nation's No. 8 tight end by Scout.com ... Played QB, WR and TE during career with the Bulldogs ... Led team to 11-1 record as a junior, passing for 1750 yards and 15 TDs while also rushing for 800 yards and 10 more TDs ... Named SuperPrep All-American.

**Personal:** Hometown is Suwanee, Ga. ... Marketing major at Auburn ... Last name is pronounced "yew-ZAH-mah."





## WATSON, TERRELL

HB #31

**Height:** 6-1  
**Weight:** 242  
**College:** Azusa Pacific  
**Experience:** Rookie in 2015

**2014 games-starts:** 0-0  
**Career games-starts:** 0-0  
**Born:** 8-22-93  
**Hometown:** Oxnard, Calif.  
**Acquired:** CFA'15

*College free agent signee rewrote virtually every rushing record at his Division II school by the end of his first three seasons, and last season for good measure he tacked on a school-record 2153 rushing yards, leading all of college football ... Had six rushing games last season of 200 or more yards, and set a D-II record for yards in a half with 259 vs. Menlo College ... Rushed for 4756 career yards, most in Great Northwest Athletic Conference history ... Credited by analysts for strength in lower body to rip through arm tackles, and with good agility for his size.*

**Career transactions:** Signed with Cincinnati as college free agent on 5-8-15.

**More college highlights:** Earned playing time the moment he stepped on campus over four years at Azusa Pacific (2011-14), playing 46 games with 35 starts. **2014**—Played in 11 games and logged 29 TDs, breaking

own school record of 23 TDs in the previous season ... Averaged 195.7 rushing yards per game with a 6.7 average per carry ... Was MVP of NFLPA Collegiate Bowl **2013**—Played in 12 games and rushed for 1812 yards and 23 TDs ... Earned Great Northwest Athletic Conference Offensive Player of the Year honors. **2012**—Started 11 games and rushed for 1094 yards and 11 TDs ... Averaged 99.5 yards per game and 5.5 yards per carry. **2011**—Played in 12 games as a freshman with one start ... Rushed for 697 yards and 15 TDs ... Four consecutive games with multiple TDs.

**High school:** Attended Oxnard (Calif.) High School, where he rushed for 2905 yards and 37 TDs as a senior ... Logged 21 receptions for 206 yards and one TD.

**Personal:** Hometown is Oxnard, Calif. ... Majored in sociology at Azusa Pacific ... First name is pronounced "ter-ELL."



**WEISMAN, MARK**

**FB #35**

**Height:** 5-11  
**Weight:** 242  
**College:** Iowa  
**Experience:** Rookie in 2015

**2014 games-starts:** 0-0  
**Career games-starts:** 0-0  
**Born:** 10-28-91  
**Hometown:** Buffalo Grove, Ill.  
**Acquired:** CFA'15

*Stocky 242-pounder joins Bengals as a college free agent to compete for a FB role, but saw extensive and productive action at Iowa as a rusher ... Scored 32 rushing TDs, third-most in school history, over three seasons ... Sixth in Hawkeye annals in career rushing yards (2602), with 4.3-yard average on 599 attempts ... Became sixth Iowa player to lead team in rushing yards for three straight seasons ... Joined Iowa football as a walk-on, after transferring from Air Force Academy, where he did not play football.*

**Career transactions:** Signed with Cincinnati as college free agent on 5-8-15.

**More college highlights:** Played three seasons (2012-14) at Iowa, with a redshirt year in 2011 ... Attended Air Force Academy in 2010 but did not play football. **2014**—Played in 13 games (12 starts), and his 16 rushing TDs were third-most for a season in school history ... Rushed for 812 yards, leading team for third straight year ... Had five multiple TD games ... Was named

team's Permanent Offensive Captain for the season. **2013**—Started all 13 games and led team in rushing with 975 yards ... Scored eight rushing TDs ... Rushed 17-for-88 with a TD in win vs. Michigan. **2012**—Played in 10 games (nine starts) ... Led team in rushing with 815 yards and eight TDs ... Career-best 217 rushing yards vs. Central Michigan, with 27 carries and three TDs. **2011**—Redshirted.

**High school:** Attended Stevenson High School (Lincolnshire, Ill), where he earned first team all-state honors as a senior ... Helped lead team to three straight trips to state playoffs ... Also earned three letters in track.

**Personal:** Hometown is Buffalo Grove, Ill. ... Winner of multiple all-academic honors during his Iowa career, he earned degree in health and human physiology ... Was Iowa's recipient of the 2014 Big Ten Sportsmanship Award, and named to 2014 Good Works Team by American Football Coaches Association ... Last name is pronounced "WICE(rhymes with 'nice')-man."



# WENNING, KEITH

QB #3

**Height:** 6-3  
**Weight:** 225  
**College:** Ball State  
**Experience:** 1st-year player in 2015

**2014 games-starts:** 0-0  
**Career games-starts:** 0-0  
**Born:** 2-14-91  
**Hometown:** Coldwater, Ohio  
**Acquired:** FA'15

*A second-team All-Mid-American Conference selection in both 2012 and '13, Wenning joins the Bengals as a free agent after spending all of last season on the Baltimore Ravens' practice squad ... Was a sixth-round selection of the Ravens in the 2014 NFL Draft ... Developed a reputation for engineering comeback victories in college.*

**Career transactions:** Selected by Baltimore in sixth round of 2014 NFL Draft (194th overall) ... Signed with Ravens on 5-14-14 ... Waived by Ravens on 8-30-14 ... Signed to Ravens practice squad on 9-1-14 ... Signed to Ravens roster on 1-12-15 ... Waived by Ravens on 5-12-15 ... Signed with Cincinnati as free agent on 6-24-15.

**2014:** On Ravens practice squad for all 16 games and both postseason games ... Saw action in three of four Ravens preseason games, passing 10-for-17 for 140 yards with no TDs or INTs (rating of 85.4) ... Passed eight-for-13 for 117 yards in Ravens' preseason finale at New Orleans.

**College:** Played four seasons (2010-13) at Ball State ... As a senior, led team to 10-3 record, passing for 4100 yards and 35 TDs ... Owns Ball State career records for TD passes (92), passing yards (11,402), completions (1035) and pass attempts (1642) ... Finished career with fourth-most TD passes, passing attempts, and completions in Mid-American Conference history ... Two-time team captain who engineered 10 fourth-quarter comeback victories during his career.

**Personal:** Hometown is Coldwater, Ohio (73 miles northwest of Dayton) ... Attended Coldwater High School, where he earned all-state honors at QB as senior ... Also earned all-conference honors in baseball and basketball as junior.

*NOTE ABOUT NFL EXPERIENCE: Wenning did not earn an accrued year of experience toward NFL free agency in 2014 because he was not on a 53-player roster, a Reserve/Injured list or a Reserve/Physically Unable to Perform list for the required minimum of six games.*

## KEITH WENNING'S STATISTICS

			PASSING											
YEAR	TEAM	G-S	ATT	CMP	CMP%	YDS	YDS/ATT	TD	TD%	INT	INT%	LG	SKD-YDS	RAT
2014	Baltimore	0-0	DID NOT PLAY*											
CAREER		0-0	0	0	—	0	—	0	—	0	—	—	0-0	—

## POSTSEASON

			PASSING											
YEAR	TEAM	G-S	ATT	CMP	CMP%	YDS	YDS/ATT	TD	TD%	INT	INT%	LG	SKD-YDS	RAT
2014	Baltimore	0-0	DID NOT PLAY*											
CAREER		0-0	0	0	—	0	—	0	—	0	—	—	0-0	—

\* NOTE: Wenning was on the practice squad for 16 regular-season games and two postseason games with Baltimore in 2014.



# WHITWORTH, ANDREW

OT #77

**Height:** 6-7  
**Weight:** 330  
**College:** Louisiana State  
**Experience:** 10th-year player in 2015

**2014 games-starts:** 16-16  
**Career games-starts:** 136-132  
**Born:** 12-12-81  
**Hometown:** West Monroe, La.  
**Acquired:** D2'06

*A 10th-year Bengals and NFL player for 2015, Whitworth in '14 was named first-team All-Pro by Peter King's Monday Morning QB and second-team All-Pro by Associated Press ... Has been key performer since rookie season, a strong performer on field and one of team's most respected leaders ... Returned to primary position of LOT in 2014 after finishing '13 at LG, as part of shuffle caused by line injuries ... Helped lead '14 pass protection that had Bengals ranked third in NFL in fewest sacks allowed (23) and least sack yardage allowed (130), and supported rushing attack that ranked sixth in league (134.2 yards per game) ... Was Pro Bowl selection at LOT in 2012 season ... His 141 Bengals starts (including postseason) were most on the roster at end of last season.*

**Career transactions:** Selected by Cincinnati in second round of 2006 NFL Draft (55th overall) ... Signed with Bengals on 7-29-06 ... Signed contract extension with Bengals on 7-27-08 ... Signed contract extension with Bengals on 8-31-11.

**Pro Bowl participation:** Has played in one Pro Bowl, in 2012 season.

**2014 highlights:** Started Games 1-16 and Wild Card playoff at LOT ... Part of protection that allowed no sacks in Game 1-3 for first time in franchise history ... Helped pave way for 170 rushing yards Sept. 14 vs. Atlanta ... Supported protection on Sept. 21 vs. Tennessee which allowed no sacks of QB Andy Dalton for third consecutive game ... Helped power the way for three one-yard TD runs in goal line situations on Oct. 26 vs. Baltimore, including game winning TD by Andy Dalton on fourth-and-one play late in the fourth quarter ... Helped lead the way for 423 yards of offense, including 191 rushing, on Nov. 2 vs. Jacksonville ... On Nov. 16 at New Orleans, supported protection allowing only one sack for one yard as Andy Dalton posted career-best 143.9 passer rating, and helped pave way for 186 rushing yards ... On Nov. 23 at Houston, supported pass protection which allowed no sacks of Andy Dalton, while offense put up 372 yards ... Helped power offense to 244 rushing yards on Dec. 14 at Cleveland, highest rushing yardage total for the Bengals since Nov. 28, 2004 vs. Cleveland (253 yards) ... On Dec. 22 vs. Denver, helped pave way for 207 rushing yards and was part of pass protection that allowed no sacks.

**He scores:** Whitworth had his only career reception on 12-12-10 at Pittsburgh — a one-yard TD after lining up as an eligible receiver. His score gave Cincinnati a 7-0 first-quarter lead. He became the first Bengals offensive lineman to score a TD since OT Melvin Tuten vs. Jacksonville in 1995 (also a reception), and no Bengals OL has scored a TD since.

**More from previous seasons:** **2006**—Veterans' injuries opened the door for rookie to make 12 starts among his 16 games played ... Made 10 of his 12 starts at LOT, replacing Levi Jones ... Made first pro start in his second game, Sept. 17 vs. Cleveland, opening at LG. **2007**—Played 1041 of team's 1047 offensive snaps (99.4 percent) as Bengals set club record for fewest sacks allowed (17) ... Started at LOT in Games 1-3, replacing injured Levi Jones ... When injured ROT Willie Anderson left the starting lineup in Game 4, LG Stacy Andrews replaced Anderson, and Whitworth replaced Andrews at LG, starting Games 4-16. **2008**—Started Games 1-10 at LG, but suffered ankle injury in third quarter of Game 10, Nov. 16 vs. Philadelphia ... Placed on Reserve/Injured list on Nov. 28. **2009**—Voted by teammates as a team captain ... Helped team to season record of eight games with a 100-yard rusher, including individual club mark of six by Cedric Benson ... On Oct. 11 at Baltimore, helped limit Ravens to one sack while helping Benson (27-for-120) become first player in 40 games to rush for 100 yards against Baltimore ... Supported Benson's career-high 189 rushing yards Oct. 25 vs. Chicago, while also aiding a sack-free performance up front ... Supported Benson for Bengals postseason-record 169 rushing yards in Wild Card playoff on 1-9-10 vs. N.Y. Jets. **2010**—Started all 16 games at LOT ... Helped Cincinnati offense rank second in AFC and sixth in NFL in fewest sacks allowed per passing play (one every 22.07 passing plays). **2011**—Started at LOT in every game, including Wild Card playoff ... On Oct. 16 vs. Indianapolis, supported pass-protection effort that held Colts for the first time on the season

without a sack, playing primarily against standout DE Dwight Freeney. **2012**—Voted first alternate for Pro Bowl, and named to AFC squad as injury replacement ... Helped HB BenJarvus Green-Ellis post NFL lead of one (14-13) over Houston's Arian Foster in third-and-one rushing conversions ... Part of run-blocking effort for Green-Ellis to gain at least 100 yards four times in a five-game stretch (Games 10-12 and 14), only second instance of a Bengals back getting four 100-yarders in five games ... Team averaged 168.2 rushing yards over the five games. **2013**—Started 14 games (Games 2-8 and 10-16) ... Started at LOT for Games 2-8 and 10-12 ... Switched to LG early in Game 12, as part of a line shuffle to replace injured LG Clint Boling, and started at LG in Games 13-16 and in Wild Card playoff ... Missed all four preseason games and season opener due to rehab from offseason knee surgery ... Missed Game 9 due to knee strain ... Supported rushing totals of 164 and 155 yards in his first two games at LG, Dec. 1 at San Diego and Dec. 8 vs. Indianapolis ... Had key downfield blocks Oct. 13 at Buffalo on 42-yard receiving gain by Marvin Jones and 54-yard gain by A.J. Green ... Contributed to pass protection Oct. 27 vs. N.Y. Jets allowing only one sack as Andy Dalton threw career-best five TD passes ... On Dec. 22 vs. Minnesota, helped offense to 429 yards as Dalton posted 136.5 passer rating ... Aided 439-yard offensive output in Wild Card playoff on 1-5-14 vs. San Diego.

**College:** A pillar of the LSU line from 2002-05, Whitworth never missed a game or a practice due to injury ... Closed career with the second-most starts (52) in NCAA Division I annals ... Played primarily LOT and was credited with no sacks allowed as a senior and only one as a junior ... Earned All-SEC first-team honors as both a junior and senior, including consensus nod as a senior ... Started every game as a sophomore in 2003 as LSU won BCS national championship with 13-1 mark ... Spent five years at LSU, including 2001 redshirt.

**Personal:** Hometown is West Monroe, La. ... Led West Monroe High School to three Class 5A state football titles, as a freshman, sophomore and senior ... Graduated from LSU in December 2005 with degree in general studies ... Former junior tennis champion in Louisiana, and is also an excellent golfer ... Married (wife Melissa), with three children (twins Sarah and Drew, and Michael), and a fourth child due during the 2014 season ... A Bengals leader in community service, working through his BigWhit 77 Foundation ... Hosts a fund-raising golf tournament in Louisiana, and enjoys serving as a motivational speaker to youth groups, and is known for having personally reached out to families in need.

## ANDREW WHITWORTH'S STATISTICS

GAMES-STARTS				
YEAR	TEAM	GAMES	STARTS	
2006	Cincinnati.....	16		12
2007	Cincinnati.....	16		16
2008	Cincinnati.....	10		10
2009	Cincinnati.....	16		16
2010	Cincinnati.....	16		16
2011	Cincinnati.....	16		16
2012	Cincinnati.....	16		16
2013	Cincinnati.....	14		14
2014	Cincinnati.....	16		16
CAREER		136		132

RECEIVING				
YEAR	TEAM			
2010	Cincinnati.....	1	1	1t 1
CAREER		1	1	1t 1

## POSTSEASON

GAMES-STARTS				
YEAR	TEAM	GAMES	STARTS	
2009	Cincinnati.....	1		1
2011	Cincinnati.....	1		1
2012	Cincinnati.....	1		1
2013	Cincinnati.....	1		1
2014	Cincinnati.....	1		1
CAREER		5		5



**WILDER, JAMES JR.**

**HB #34**

**Height:** 6-3  
**Weight:** 232  
**College:** Florida State  
**Experience:** 1st-year player in 2015

**2014 games-starts:** 0-0  
**Career games-starts:** 0-0  
**Born:** 4-14-92  
**Hometown:** Tampa, Fla.  
**Acquired:** CFA'14

*A first-year NFL player, Wilder seeks first game action after spending rookie season on Bengals practice squad ... Chose to forgo senior season at Florida State after playing on 2013 National Championship team, and signed with Bengals as college free agent ... Totaled 1375 rushing yards in three years at FSU ... Finished college with 20 rushing TDs, tied for ninth-most in FSU history.*

**Career transactions:** Signed with Cincinnati as college free agent on 5-12-14 ... Contract terminated by Bengals on 8-30-14 ... Signed to Bengals practice squad on 8-31-14 ... Signed to Bengals roster on 1-14-15.

**2014 recap:** On practice squad for Games 1-16 ... Played in all four preseason games, rushing 14-for-54 (3.9) with one TD and logging two receptions for seven yards.

**More college highlights:** Played in 39 games with two starts over three seasons (2011-13) at Florida State ... Named All-Atlantic Coast

Conference Honorable Mention as a junior in 2013 (579 rushing yards, 7.1-yard average, eight TDs) ... Rushed three-for-21 in BCS National Championship win vs. Auburn ... Finished career with 20 rushing TDs, tied for ninth-most in FSU history ... Named MVP of 2012 ACC Championship game.

**Personal:** Hometown is Tampa, Fla. ... Attended Plant High School, where he played RB and LB and helped lead team to a Class 5A state title game ... Named All-USA first-team defense by USA Today as a prep senior and ranked as the No. 2 running back and No. 11 player nationally by Rivals.com ... Father, James Wilder Sr., rushed for 6008 yards in 10-year NFL career spent mostly with Tampa Bay.

*NOTE ABOUT NFL EXPERIENCE: Wilder did not earn an accrued year of experience toward NFL free agency in 2014 because he was not on a 53-player roster, a Reserve/Injured list or a Reserve/Physically Unable to Perform list for the required minimum of six games.*


**JAMES WILDER'S STATISTICS**

YEAR	TEAM	G-S	RUSHING					RECEIVING					SCORING					
			ATT	YDS	AVG	LG	TD	NO	YDS	AVG	LG	TD	TD	TD-R	TD-P	TD-Rt	2-PTC	PTS
2014	Cincinnati	0-0	DID NOT PLAY*					DID NOT PLAY*					DID NOT PLAY*					
CAREER		0-0	0	0	—	—	0	—	—	—	—	—	—	—	—	—	—	—

**POSTSEASON**

YEAR	TEAM	G-S	RUSHING					RECEIVING					SCORING					
			ATT	YDS	AVG	LG	TD	NO	YDS	AVG	LG	TD	TD	TD-R	TD-P	TD-Rt	2-PTC	PTS
2014	Cincinnati	0-0	DID NOT PLAY*					DID NOT PLAY*					DID NOT PLAY*					
CAREER		0-0	0	0	—	—	0	—	—	—	—	—	—	—	—	—	—	—

\* NOTE: Wilder was on the practice squad for 16 regular-season games and one postseason game with Cincinnati in 2014.



## WILLIAMS, DeSHAWN

DT #69

**Height:** 6-1  
**Weight:** 295  
**College:** Clemson  
**Experience:** Rookie in 2015

**2014 games-starts:** 0-0  
**Career games-starts:** 0-0  
**Born:** 12-29-92  
**Hometown:** Central, S.C.  
**Acquired:** CFA'15

*College free agent signee who appeared in 53 games with 17 starts during his four-year career at Clemson ... Emerged as a co-starter in 2013 and 2014 and logged 161 tackles, including 16.5 for loss and five sacks, during his career ... Tied for fourth in school history in games played ... Credited by analysts with active hands and the ability to shed blockers.*

**Career transactions:** Signed with Cincinnati as college free agent on 5-8-15.

**College Highlights:** **2014**—Appeared in 13 games for the Tigers with seven starts and recorded 54 tackles, including eight for-loss ... His fourth-down pass breakup helped preserve win Oct. 11 vs. Louisville ... On Nov. 29 vs. South Carolina, led team in tackles (eight), including a sack and 2.5 for-loss, and was named co-defensive player of the game ... Earned invite to NFLPA Collegiate Bowl all-star game. **2013**—Appeared in 13 games (four starts) and

had 37 tackles ... Blocked a PAT in Orange Bowl win against No. 6 Ohio State. **2012**—Appeared in 13 games (five starts) and had 50 tackles, including five for loss and two sacks ... Named team's defensive player of the game on Oct. 12 vs. Boston College, logging four tackles, including 1.5 for loss and one sack. **2011**—Appeared in 14 games with one start and had 20 tackles, including two for-loss.

**High school:** Attended Daniel (S.C.) High School, where he was ranked the No. 37 DT in the nation by ESPN ... Logged 106 tackles as a senior, including 26 for-loss and seven sacks ... Helped lead team to 13-1 records as both a sophomore and junior ... Third in state in shot put as a junior.

**Personal:** Hometown is Central, S.C. ... Earned sociology degree from Clemson in December, 2014 ... Father, Ronald, rushed for 1824 yards at Clemson from 1990-92.



# WILLIAMS, SHAWN

S #36

**Height:** 6-0  
**Weight:** 210  
**College:** Georgia  
**Experience:** 3rd-year player in 2015

**2014 games-starts:** 16-0  
**Career games-starts:** 32-0  
**Born:** 5-13-91  
**Hometown:** Damascus, Ga.  
**Acquired:** D3'13

*Third-round 2013 draft pick played primarily on special teams in 2014 ... Ranked tied for third in special teams tackles (nine), after leading team with 14 as rookie, and also had a special teams fumble recovery.*

**Career transactions:** Selected by Cincinnati in third round of 2013 NFL Draft (84th overall) ... Signed with Bengals on 5-24-13.

**2014 highlights:** Played Games 1-16 and in Wild Card playoff ... Two special teams tackles on Oct. 26 vs. Baltimore ... On Nov. 6 vs. Cleveland, had one special teams tackle and a recovery of a Jim Leonhard fumble on a punt return ... On Nov. 16 at New Orleans, teamed with LB Rey Mauluga in stopping Saints FB Erik Lorig on fourth-and-goal play from the one yard line ... One special teams tackle in Wild Card playoff on 1-4-15 at Indianapolis.

**2013:** Had seven of his 14 special teams tackles over the final six games, rising to team lead by two over LB Jayson DiManche ... Tied for team lead with two special teams tackles Oct. 13 at Buffalo ... Two tackles on defense Oct. 27 vs. N.Y. Jets ... Tipped a Spencer Lanning punt Nov. 17 vs. Cleveland, with ball traveling only nine yards, and offense responded with 38-yard TD drive for 14-13 lead ... Also had two special teams tackles vs. Cleveland ... Two special teams

tackles on Dec. 1 at San Diego, and again had two on Dec. 8 vs. Indianapolis, tying for team lead ... Had one of team's two special teams stops in Wild Card playoff 1-5-14 vs. San Diego.

**College:** Played four seasons (2009-12) at Georgia ... Rose to team captain status and was known as "quarterback" of the defense ... Played 13 or 14 games each season, and 27 of his 30 starts came in his last two campaigns ... Totaled 209 career tackles, including 170 over his last two seasons, and had 23 special teams stops ... His run-stuffing ability was such that coaches started him at inside LB for one game as a junior ... Ranked second on team with 98 tackles as a senior, helping lead Bulldogs to 12-2 season and Capital One Bowl victory over Nebraska ... Allowed only 16 completions in 62 passes into his area as a senior ... Twice voted team's True Grit Award at conclusion of spring practice.

**Personal:** Hometown is Damascus, Ga. ... Attended Early County High School in Blakely, Ga., where he played S, WR and LB ... Earned First-Team Class AA All-State honors from Atlanta Journal-Constitution as a senior, despite playing on a team that struggled to a 1-9 record ... Lettered in prep basketball as a power forward and center ... Consumer Economics major at Georgia.

## SHAWN WILLIAMS' STATISTICS

YEAR	TEAM	G-S	DEFENSE							INTERCEPTIONS					SCORING				
			ST	AT	TT	SKS-YDS	PD	FF	FR-YDS	NO	YDS	AVG	LG	TD	TD	TD-IntRt	TD-FRRt	S	PTS
2013	Cincinnati	16-0	1	1	2	0-0	0	0	0-0	—	—	—	—	—	—	—	—	—	—
2014	Cincinnati	16-0	0	1	1	0-0	0	0	0-0	—	—	—	—	—	—	—	—	—	—
CAREER		32-0	1	2	3	0-0	0	0	0-0	—	—	—	—	—	—	—	—	—	—

YEAR	TEAM	SPECIAL TEAMS									KICKOFF RETURNS						PUNT RETURNS					
		ST	AT	TT	FF	FR-YDS	BP	BFG	BXP	NO	YDS	AVG	FC	LG	TD	NO	YDS	AVG	FC	LG	TD	
2013	Cincinnati	8	6	14	0	0-0	0	0	0	—	—	—	—	—	—	—	—	—	—	—	—	
2014	Cincinnati	6	3	9	0	1-0	0	0	0	—	—	—	—	—	—	—	—	—	—	—	—	
CAREER		14	9	23	0	1-0	0	0	0	—	—	—	—	—	—	—	—	—	—	—	—	

## POSTSEASON

YEAR	TEAM	G-S	DEFENSE							INTERCEPTIONS					SCORING				
			ST	AT	TT	SKS-YDS	PD	FF	FR-YDS	NO	YDS	AVG	LG	TD	TD	TD-IntRt	TD-FRRt	S	PTS
2013	Cincinnati	1-0	0	0	0	0-0	0	0	0-0	—	—	—	—	—	—	—	—	—	—
2014	Cincinnati	1-0	0	0	0	0-0	0	0	0-0	—	—	—	—	—	—	—	—	—	—
CAREER		2-0	0	0	0	0-0	0	0	0-0	—	—	—	—	—	—	—	—	—	—

YEAR	TEAM	SPECIAL TEAMS									KICKOFF RETURNS						PUNT RETURNS					
		ST	AT	TT	FF	FR-YDS	BP	BFG	BXP	NO	YDS	AVG	FC	LG	TD	NO	YDS	AVG	FC	LG	TD	
2013	Cincinnati	0	1	1	0	0-0	0	0	0	—	—	—	—	—	—	—	—	—	—	—		
2014	Cincinnati	0	1	1	0	0-0	0	0	0-0	—	—	—	—	—	—	—	—	—	—	—		
CAREER		0	2	2	0	0-0	0	0	0	—	—	—	—	—	—	—	—	—	—	—		

## 2014 REGULAR-SEASON GAME-BY-GAME

DATE	OPPONENT	DEFENSE									INTERCEPTIONS				
		ST	AT	TT	SKS-YDS	INT-YDS	PD	FF	FR-YDS	NO	YDS	AVG	LG	TD	
9-7	at Baltimore	0	0	0	0-0	0-0	0	0	0-0	—	—	—	—	—	
9-14	ATLANTA	0	0	0	0-0	0-0	0	0	0-0	—	—	—	—	—	
9-21	TENNESSEE	0	0	0	0-0	0-0	0	0	0-0	—	—	—	—	—	
9-28	— BYE —														
10-5	at New England	0	0	0	0-0	0-0	0	0	0-0	—	—	—	—	—	
10-12	CAROLINA	0	0	0	0-0	0-0	0	0	0-0	—	—	—	—	—	
10-19	at Indianapolis	0	0	0	0-0	0-0	0	0	0-0	—	—	—	—	—	
10-26	BALTIMORE	0	0	0	0-0	0-0	0	0	0-0	—	—	—	—	—	
11-2	JACKSONVILLE	0	0	0	0-0	0-0	0	0	0-0	—	—	—	—	—	
11-6	CLEVELAND	0	0	0	0-0	0-0	0	0	0-0	—	—	—	—	—	
11-16	at New Orleans	0	0	0	0-0	0-0	0	0	0-0	—	—	—	—	—	
11-23	at Houston	0	0	0	0-0	0-0	0	0	0-0	—	—	—	—	—	
11-30	at Tampa Bay	0	0	0	0-0	0-0	0	0	0-0	—	—	—	—	—	
12-7	PITTSBURGH	0	1	1	0-0	0-0	0	0	0-0	—	—	—	—	—	
12-14	at Cleveland	0	0	0	0-0	0-0	0	0	0-0	—	—	—	—	—	
12-22	DENVER	0	0	0	0-0	0-0	0	0	0-0	—	—	—	—	—	
12-28	at Pittsburgh	0	0	0	0-0	0-0	0	0	0-0	—	—	—	—	—	
TOTALS		0	1	1	0-0	0-0	0	0	0-0	—	—	—	—	—	

DATE	OPPONENT	SPECIAL TEAMS								KICKOFF RETURNS						PUNT RETURNS					
		ST	AT	TT	FF	FR-YDS	BP	BFG	BXP	NO	YDS	AVG	FC	LG	TD	NO	YDS	AVG	FC	LG	TD
9-7	at Baltimore	0	0	0	0	0-0	0	0	0	—	—	—	—	—	—	—	—	—	—	—	—
9-14	ATLANTA	0	0	0	0	0-0	0	0	0	—	—	—	—	—	—	—	—	—	—	—	—
9-21	TENNESSEE	0	0	0	0	0-0	0	0	0	—	—	—	—	—	—	—	—	—	—	—	—
9-28	— BYE —																				
10-5	at New England	1	0	1	0	0-0	0	0	0	—	—	—	—	—	—	—	—	—	—	—	—
10-12	CAROLINA	1	0	1	0	0-0	0	0	0	—	—	—	—	—	—	—	—	—	—	—	—
10-19	at Indianapolis	0	0	0	0	0-0	0	0	0	—	—	—	—	—	—	—	—	—	—	—	—
10-26	BALTIMORE	1	1	2	0	0-0	0	0	0	—	—	—	—	—	—	—	—	—	—	—	—
11-2	JACKSONVILLE	1	0	1	0	0-0	0	0	0	—	—	—	—	—	—	—	—	—	—	—	—
11-6	CLEVELAND	0	1	1	0	1-0	0	0	0	—	—	—	—	—	—	—	—	—	—	—	—
11-16	at New Orleans	0	0	0	0	0-0	0	0	0	—	—	—	—	—	—	—	—	—	—	—	—
11-23	at Houston	0	0	0	0	0-0	0	0	0	—	—	—	—	—	—	—	—	—	—	—	—
11-30	at Tampa Bay	0	0	0	0	0-0	0	0	0	—	—	—	—	—	—	—	—	—	—	—	—
12-7	PITTSBURGH	1	0	1	0	0-0	0	0	0	—	—	—	—	—	—	—	—	—	—	—	—
12-14	at Cleveland	1	0	1	0	0-0	0	0	0	—	—	—	—	—	—	—	—	—	—	—	—
12-22	DENVER	0	1	1	0	0-0	0	0	0	—	—	—	—	—	—	—	—	—	—	—	—
12-28	at Pittsburgh	0	0	0	0	0-0	0	0	0	—	—	—	—	—	—	—	—	—	—	—	—
TOTALS		6	3	9	0	1-0	0	0	0	—	—	—	—	—	—	—	—	—	—	—	—





# WINSTON, ERIC

OT #73

**Height:** 6-7  
**Weight:** 302  
**College:** Miami (Fla.)  
**Experience:** 9th-year player in 2015

**2014 games-starts:** 4-2  
**Career games-starts:** 128-121  
**Born:** 11-17-83  
**Hometown:** Midland, Texas  
**Acquired:** FA'14

*Winston signed with Bengals as free agent prior to Game 13 last season and finished as a starter ... After two games in reserve role, he assumed ROT position that had been in flux since Andre Smith was lost to injury ... Started 16 games at ROT in every NFL season from 2007-13, playing first five of those seasons for Houston, followed by '12 with Kansas City and '13 with Arizona ... Entered the NFL in 2006 as a third-round draft choice of Houston ... Has 131 NFL career games played, with 124 starts (including postseason).*

**Career transactions:** Selected by Houston in third round of 2006 NFL Draft (66th overall) ... Signed with Texans on 7-24-06 ... Signed contract extension with Texans on 9-6-08 ... Contract terminated by Texans on 3-13-12 ... Signed with Kansas City as free agent on 3-18-12 ... Contract terminated by Chiefs on 3-7-13 ... Signed with Arizona as free agent on 7-26-13 ... Signed with Seattle as free agent on 7-29-14 ... Contract terminated by Seahawks on 8-30-14 ... Signed with Cincinnati as free agent on 12-2-14 ... Re-signed with Bengals as unrestricted free agent on 3-11-15.

**2014:** His Arizona contract expired after the 2013 season, and in '14 preseason he was with Seattle, which released him on Aug. 30 ... Signed as free agent by Bengals prior to Dec. 7 game vs. Pittsburgh, and played nine offensive snaps vs. Steelers ... His snap count rose to 32 in 30-0 win on Dec. 14 at Cleveland, and he was promoted to starting ROT for playoff-clinching win Dec. 22 vs. Denver ... Also started Dec. 28 at Pittsburgh and in Wild Card playoff on 1-4-15 at Indianapolis.

**Previous seasons:** **2006**—Played in 12 games as a rookie with Houston, starting last seven at ROT ... Made NFL debut in reserve role Oct. 15 at Dallas ... Moved into starting lineup Nov. 19 vs. Buffalo and helped power 188 rushing yards ... Helped Texans top 100 rushing yards in four of the final five games, including team's 191 and 153 for RB Ron Dayne on Dec. 24 vs. Indianapolis. **2007**—With Houston, started his streak of seven straight seasons starting 16 games ... Key cog as offense allowed only 21 sacks, down from 43 the previous year. **2008**—Helped Texans to 382.1-yards per game in net offense, ranked third in NFL ... Helped Steve Slaton to franchise rookie record of 1282 rushing yards, including three straight games over 100. **2009**—For Texans on Nov. 1 at Buffalo, helped RB Ryan Moats rush for 126 yards and franchise-record three rushing TDs ... Blocked for RB Arian Foster's first 100-yard rushing game, 119 yards on 1-3-10 vs. New England. **2010**—Helped Texans RB Arian Foster earn his first Pro Bowl berth, with 1616 rushing yards and 16 TDs ... Helped Foster log franchise-record 231 rushing yards in season opener Sept. 12 vs. Indianapolis ... In season finale on 1-2-11 vs. Jacksonville, helped power 244 rushing yards, including 180 and two TDs by Foster. **2011**—Named to SI.com's All-Pro team as Houston earned franchise's first playoff berth with 10-6 record for AFC South title ... In Wild Card win over Bengals on 1-7-12, contributed to 188 rushing yards, including 153 by Arian Foster ... Supported net rushing of 150-plus yards in last five regular-season games. **2012**—Moved to Kansas City as a free agent and helped Chiefs lead NFL in rushing (149.7) ... Supported 1509

rushing yards by RB Jamaal Charles ... Part of 352-yard rushing effort Dec. 23 vs. Indianapolis. **2013**—Played in all 16 games at ROT for Arizona, his seventh consecutive season starting every regular season game, and helped the Cardinals post a 10-6 record ... Helped Cardinals rush for season-high 201 yards Oct. 27 vs. Atlanta ... Aided rushing output of 145 yards and two TDs Dec. 15 at Tennessee ... Helped in allowing only one sack on 50 dropbacks Dec. 29 vs. San Francisco.

**College:** Played in 42 games with 29 starts at Miami (Fla.), earning All-America honors as senior ... Started career as TE before switching to offensive line after freshman season ... Started 12 games at LOT as senior, coming back from knee injury that ended his junior season after four games.

**Personal:** Hometown is Midland, Texas ... Attended Midland High School, where as a standout tight end he helped team win three straight Class 5A state titles ... Graduated from Miami with a degree in International Finance and Marketing, and has pursued a second degree, in political science ... Served in 2014 as president of NFL Players Association.

*NOTE ABOUT NFL EXPERIENCE: Winston did not earn an accrued year of experience toward NFL free agency in 2014 because he was not on a 53-player roster, a Reserve/Injured list or a Reserve/Physically Unable to Perform list for the required minimum of six games.*

ERIC WINSTON'S STATISTICS				
GAMES-STARTS				
YEAR	TEAM	GAMES	STARTS	
2006	Houston	12	7	
2007	Houston	16	16	
2008	Houston	16	16	
2009	Houston	16	16	
2010	Houston	16	16	
2011	Houston	16	16	
2012	Kansas City	16	16	
2013	Arizona	16	16	
2014	Cincinnati	4	2	
HOU. TOTALS		92	87	
K.C. TOTALS		16	16	
ARIZ. TOTALS		16	16	
CIN. TOTALS		4	2	
CAREER		128	121	

POSTSEASON				
GAMES-STARTS				
YEAR	TEAM	GAMES	STARTS	
2011	Houston	2	2	
2014	Cincinnati	1	1	
CAREER		3	3	



# WRIGHT, JAMES

WR #86

**Height:** 6-1  
**Weight:** 201  
**College:** Louisiana State  
**Experience:** 2nd-year player in 2015

**2014 games-starts:** 11-0  
**Career games-starts:** 11-0  
**Born:** 12-31-91  
**Hometown:** Buras, La.  
**Acquired:** D7a'14

A 2014 seventh-round draft selection, Wright earned spot on Bengals season-opening roster after strong play in training camp and preseason ... Played in 11 games before his season was cut short by a knee injury on Nov. 30 at Tampa Bay ... His first career reception, on Oct. 12 vs. Carolina, was a 24-yard catch late in overtime to put Bengals in range for game-winning FG, but the attempt was missed ... Made key plays in win at Tampa Bay before suffering injury ... Logged five special teams tackles, plus a forced fumble on punt coverage ... Made only six starts among his 50 career college games, but earned a spot on NFL draft boards with his physical potential, superior special teams play and overall contributions on offense.

**Career transactions:** Selected by Cincinnati in seventh round of 2014 NFL Draft (239th overall) ... Signed with Bengals on 5-21-14.

**2014 highlights:** Played in Games 2-12 and had five catches for 91 yards, three rushes for 30 yards, five special teams tackles and a forced fumble on special teams ... Inactive for Game 1 (concussion) and Games 13-16 (knee) ... Made NFL debut Sept. 14 vs. Atlanta, with one special teams tackle ... Had first career reception late in overtime on Oct. 12 vs. Carolina, a 24-yarder to Panthers 31, putting the Bengals in FG range ... Had an 11-yard rush on a reverse play and one special teams tackle on Nov. 2 vs. Jacksonville, and teamed with CB Dre Kirkpatrick to down a Kevin Huber punt at the Jacksonville six ... On Nov. 6 vs. Cleveland, had a 13-yard rush on a reverse play and forced

a fumble by Jim Leonhard on kickoff coverage, with Bengals recovering ... Also vs. Cleveland, teamed with Dre Kirkpatrick to down a punt at the Cleveland three-yard line ... Had one catch for eight yards, converting a third-and-eight play, on Nov. 16 at New Orleans ... Prior to suffering knee injury Nov. 30 at Tampa Bay, produced his best game as a pro, leading team in receiving yards (59 on three receptions), including acrobatic 30-yard catch on third down in the fourth quarter to keep clock moving ... Also at Tampa Bay, had a 12-yard reception on third down on an eventual Bengals TD drive and had one rush for six yards.

**College:** Played four seasons (2010-13) at LSU, seeing action in 11 or more games each season and helping Tigers to a 44-9 record ... Totaled 25 receptions for 304 yards (12.2) ... Special teams captain as a senior, when he played in every game for 10-3 team and won team's "Wild Tiger" trophy for accumulating team's highest total of special teams "production points" ... Career-best receiving totals (18-for-242) as a junior ... As a sophomore, played in all 14 games for team that was unbeaten before falling to Alabama in national title game.

**Personal:** Hometown is Buras, La. ... Attended Belle Chasse High School, in Greater New Orleans, where he earned Class 4A All-State honors as a senior in 2009 and had 39 career TD catches. ... Business administration major at LSU, with concentration in management.

## JAMES WRIGHT'S STATISTICS

YEAR	TEAM	G-S	RECEIVING					RUSHING					SCORING					
			NO	YDS	AVG	LG	TD	ATT	YDS	AVG	LG	TD	TD	TD-R	TD-P	TD-Rt	2-PIC	PTS
2014	Cincinnati	11-0	5	91	18.2	30	0	3	30	10.0	13	0	—	—	—	—	—	—
CAREER		11-0	5	91	18.2	30	0	3	30	10.0	13	0	—	—	—	—	—	—

YEAR	TEAM	SPECIAL TEAMS							KICKOFF RETURNS					PUNT RETURNS							
		ST	AT	TT	FF	FR-YDS	BP	BFG	BXP	NO	YDS	AVG	FC	LG	TD	NO	YDS	AVG	FC	LG	TD
2014	Cincinnati	5	0	5	1	0-0	0	0	0	—	—	—	—	—	—	—	—	—	—	—	—
CAREER		5	0	5	1	0-0	0	0	0	—	—	—	—	—	—	—	—	—	—	—	—

**RECEIVING SINGLE-GAME HIGHS:** RECEPTIONS—3 (11-30-14 at Tampa Bay). YARDS—59 (11-30-14 at Tampa Bay). LONG—30 (11-30-14 at Tampa Bay). TOUCHDOWNS—(none).

**RUSHING SINGLE-GAME HIGHS:** ATTEMPTS—1 (three times; most recently on 11-30-14 at Tampa Bay). YARDS—13 (11-6-14 vs. Cleveland). LONG—13 (11-6-14 vs. Cleveland). TOUCHDOWNS—(none).

## POSTSEASON

YEAR	TEAM	G-S	RECEIVING					RUSHING					SCORING						
			NO	YDS	AVG	LG	TD	ATT	YDS	AVG	LG	TD	TD	TD-R	TD-P	TD-Rt	2-PIC	PTS	
2014	Cincinnati	0-0	DID NOT PLAY*					DID NOT PLAY*					DID NOT PLAY*						
CAREER		0-0	0	0	—	—	0	—	—	—	—	—	—	—	—	—	—	—	—

\* NOTE: Wright was inactive for one postseason game with Cincinnati in 2014.

## 2014 REGULAR-SEASON GAME-BY-GAME

DATE	OPPONENT	RECEIVING					RUSHING				
		NO	YDS	AVG	LG	TD	ATT	YDS	AVG	LG	TD
9-7	at Baltimore	INACTIVE					INACTIVE				
9-14	ATLANTA	0	0	—	—	0	0	0	—	—	0
9-21	TENNESSEE	0	0	—	—	0	0	0	—	—	0
9-28	— BYE —										
10-5	at New England	0	0	—	—	0	0	0	—	—	0
10-12	CAROLINA	1	24	24.0	24	0	0	0	—	—	0
10-19	at Indianapolis	0	0	—	—	0	0	0	—	—	0
10-26	BALTIMORE	0	0	—	—	0	0	0	—	—	0
11-2	JACKSONVILLE	0	0	—	—	0	1	11	11.0	11	0
11-6	CLEVELAND	0	0	—	—	0	1	13	13.0	13	0
11-16	at New Orleans	1	8	8.0	8	0	0	0	—	—	0
11-23	at Houston	0	0	—	—	0	0	0	—	—	0
11-30	at Tampa Bay	3	59	19.7	30	0	1	6	6.0	6	0
12-7	PITTSBURGH	INACTIVE					INACTIVE				
12-14	at Cleveland	INACTIVE					INACTIVE				
12-22	DENVER	INACTIVE					INACTIVE				
12-28	at Pittsburgh	INACTIVE					INACTIVE				
TOTALS		5	91	18.2	30	0	3	30	10.0	13	0

DATE	OPPONENT	SPECIAL TEAMS								KICKOFF RETURNS						PUNT RETURNS					
		ST	AT	TT	FF	FR-YDS	BP	BFG	BXP	NO	YDS	AVG	FC	LG	TD	NO	YDS	AVG	FC	LG	TD
9-7	at Baltimore					INACTIVE										INACTIVE					
9-14	ATLANTA	1	0	1	0	0-0	0	0	0	—	—	—	—	—	—	—	—	—	—	—	
9-21	TENNESSEE	0	0	0	0	0-0	0	0	0	—	—	—	—	—	—	—	—	—	—	—	
9-28	— BYE —																				
10-5	at New England	0	0	0	0	0-0	0	0	0	—	—	—	—	—	—	—	—	—	—	—	
10-12	CAROLINA	0	0	0	0	0-0	0	0	0	—	—	—	—	—	—	—	—	—	—	—	
10-19	at Indianapolis	1	0	1	0	0-0	0	0	0	—	—	—	—	—	—	—	—	—	—	—	
10-26	BALTIMORE	1	0	1	0	0-0	0	0	0	—	—	—	—	—	—	—	—	—	—	—	
11-2	JACKSONVILLE	1	0	1	0	0-0	0	0	0	—	—	—	—	—	—	—	—	—	—	—	
11-6	CLEVELAND	1	0	1	1	0-0	0	0	0	—	—	—	—	—	—	—	—	—	—	—	
11-16	at New Orleans	0	0	0	0	0-0	0	0	0	—	—	—	—	—	—	—	—	—	—	—	
11-23	at Houston	0	0	0	0	0-0	0	0	0	—	—	—	—	—	—	—	—	—	—	—	
11-30	at Tampa Bay	0	0	0	0	0-0	0	0	0	—	—	—	—	—	—	—	—	—	—	—	
12-7	PITTSBURGH					INACTIVE									INACTIVE						
12-14	at Cleveland					INACTIVE									INACTIVE						
12-22	DENVER					INACTIVE									INACTIVE						
12-28	at Pittsburgh					INACTIVE									INACTIVE						
TOTALS		5	0	5	1	0-0	0	0	0	—	—	—	—	—	—	—	—	—	—	—	



# ZEITLER, KEVIN

G #68

**Height:** 6-4  
**Weight:** 315  
**College:** Wisconsin  
**Experience:** 4th-year player in 2015

**2014 games-starts:** 12-12  
**Career games-starts:** 40-39  
**Born:** 3-8-90  
**Hometown:** Waukesha, Wis.  
**Acquired:** D1b'12

*A fourth-year NFL player for 2015, Zeitler has been the Bengals' starting RG since joining the team as a 2012 first-round draft choice ... Helped 2014 Bengals rank third in NFL in fewest sacks allowed (23), third in least sack yardage allowed (130) and sixth in rushing yards (134.2 per game) ... Missed three games due to a calf injury suffered Sept. 14 vs. Atlanta ... Missed Nov. 2 game vs. Jacksonville with a different calf injury, but returned Nov. 6 vs. Cleveland ... Veteran Bengals OL boss Paul Alexander calls Zeitler "the hardest-working guy I've ever coached."*

**Career transactions:** Selected by Cincinnati in first round of 2012 NFL Draft (27th overall) ... Signed with Bengals on 5-25-12 ... Bengals exercised option to extend contract by one year through 2016 on 4-28-15.

**2014 highlights:** Started at RG in 12 games (Games 2-3, 6-7 and 9-16), and in Wild Card playoff ... Inactive for Games 3-5 and 8 (calf) ... Helped Bengals allow no sacks in Games 1-3 for first time in franchise history ... On Sept. 7 at Baltimore and helped lead protection which allowed no sacks of Andy Dalton, while offense tallied 380 net yards ... Started in win Sept. 14 vs. Atlanta but sidelined in second quarter with calf injury ... Returned to starting RG spot on Oct. 19 at Indianapolis ... Left Oct. 26 game vs. Baltimore in fourth quarter due to calf injury ... On Nov. 16 at New Orleans, supported pass protection allowing only one sack for one yard as Andy Dalton posted career-best 143.9 passer rating, and helped pave way for 186 rushing yards ... On Nov. 23 at Houston, supported pass protection which allowed no sacks of Dalton, while offense put up 372 yards ... Helped power offense to 244 rushing yards on Dec. 14 at Cleveland, highest rushing yardage total for Bengals since Nov. 28, 2004 vs. Cleveland (253 yards) ... On Dec. 22 vs. Denver, helped pave way for 207 rushing yards and was part of pass protection that allowed no sacks.

**Previous seasons:** **2012**—Rookie started every game, including Wild Card playoff ... Part of run-blocking effort for HB BenJarvus Green-Ellis to gain at least 100 yards four times in a five-game stretch (Games 10-12 and 14), only second Bengal to get four in five games ... Team averaged 168.2 rushing yards over the five games ... For the season, helped Green-Ellis lead NFL in third-and-one rushing conversions (14), with only one failed try ... In Nov. 11 win vs. N.Y. Giants that started team's second-half surge, helped offense allow no sacks for third game on the season ... Supported 189 team rushing yards Nov. 18 at Kansas City ... Supported season-best 221 rushing yards (6.5 average) Nov. 25 vs. Oakland. **2013**—Started at RG in Games 1-10 and 16 for AFC North champs, and in Wild Card playoff ... Inactive for Games 11-12 and active-DNP for Games 13-14, due to foot injury suffered in Game 10 at Baltimore ... Contributed to Bengals NFL rankings of tied for sixth in scoring and 10th in net

offense ... On Sept. 16 vs. Pittsburgh, helped offense allow no sacks and post 407 net yards ... Helped power 162 rushing yards Oct. 6 vs. New England ... On Oct. 27 vs. N.Y. Jets, contributed to pass protection allowing only one sack for two yards as Andy Dalton threw career-best five TD passes ... On Dec. 22 vs. Minnesota, helped offense to 429 yards as Dalton posted 136.5 passer rating ... Contributed to blocking effort on Dec. 29 vs. Baltimore that allowed no sacks of Andy Dalton, and offense tallied 392 yards of net offense.

**College:** Played four seasons (2008-11) at Wisconsin, starting 37 games over his final three seasons ... Rated in film studies with no sacks allowed during his career ... Capped his senior season with All-America first-team honors from the American Football Coaches Association, Pro Football Weekly and the NFL Draft Report ... As a junior and as a senior, helped Badgers capture Big Ten championships and Rose Bowl berths ... Wisconsin went 32-8 record in his last three campaigns ... Credited with 68 TD-producing blocks, and had 23 games of blocking grades at 90 percent or higher ... As a senior, ranked as FBS leader in TD-resulting blocks (33).

**Personal:** Hometown is Waukesha, Wis. (in Greater Milwaukee) ... Attended Wisconsin Lutheran High School in Milwaukee, where he started for two 13-1 teams and was named Little Ten Conference Lineman of the Year as a senior ... Also as a senior, was ranked as No. 4 college prospect in the state by Scout.com ... National Honor Society student in high school, and was an Academic All-Big Ten first-team choice as a senior, after also placing on the team as a junior ... Married (wife Sara) ... Majored at Wisconsin in kinesiology ... Hobbies include reading and training ... Last name is pronounced "ZITE-ler."

## KEVIN ZEITLER'S STATISTICS


### GAMES-STARTS

YEAR	TEAM	GAMES	STARTS
2012	Cincinnati.....	16	16
2013	Cincinnati.....	12	11
2014	Cincinnati.....	12	12
CAREER		40	39

### POSTSEASON

### GAMES-STARTS

YEAR	TEAM	GAMES	STARTS
2012	Cincinnati.....	1	1
2013	Cincinnati.....	1	1
2014	Cincinnati.....	1	1
CAREER		3	3



**PUNTER  
KEVIN HUBER**

# **2014 REVIEW**



## 2014 STANDINGS

### AMERICAN FOOTBALL CONFERENCE

EAST DIVISION	W	L	T	PCT.	PF	PA
#-New England Patriots.....	12	4	0	.750	468	313
Buffalo Bills.....	9	7	0	.563	343	289
Miami Dolphins.....	8	8	0	.500	388	373
N.Y. Jets.....	4	12	0	.250	283	401
NORTH DIVISION	W	L	T	PCT.	PF	PA
Pittsburgh Steelers.....	11	5	0	.688	436	368
*-Cincinnati Bengals.....	10	5	1	.656	365	344
*-Baltimore Ravens.....	10	6	0	.625	409	302
Cleveland Browns.....	7	9	0	.438	299	337
SOUTH DIVISION	W	L	T	PCT.	PF	PA
Indianapolis Colts.....	11	5	0	.688	458	369
Houston Texans.....	9	7	0	.563	372	307
Jacksonville Jaguars.....	3	13	0	.188	249	412
Tennessee Titans.....	2	14	0	.125	254	438
WEST DIVISION	W	L	T	PCT.	PF	PA
Denver Broncos.....	12	4	0	.750	482	354
Kansas City Chiefs.....	9	7	0	.563	353	281
San Diego Chargers.....	9	7	0	.563	348	348
Oakland Raiders.....	3	13	0	.188	253	452

### NATIONAL FOOTBALL CONFERENCE

EAST DIVISION	W	L	T	PCT.	PF	PA
Dallas Cowboys.....	12	4	0	.750	467	352
Philadelphia Eagles.....	10	6	0	.625	474	400
N.Y. Giants.....	6	10	0	.375	380	400
Washington Redskins.....	4	12	0	.250	301	438
NORTH DIVISION	W	L	T	PCT.	PF	PA
Green Bay Packers.....	12	4	0	.750	486	348
*-Detroit Lions.....	11	5	0	.688	321	282
Minnesota Vikings.....	7	9	0	.438	325	343
Chicago Bears.....	5	11	0	.313	319	442
SOUTH DIVISION	W	L	T	PCT.	PF	PA
Carolina Panthers.....	7	8	1	.469	339	374
New Orleans Saints.....	7	9	0	.438	401	424
Atlanta Falcons.....	6	10	0	.375	381	417
Tampa Bay Buccaneers.....	2	14	0	.125	277	410
WEST DIVISION	W	L	T	PCT.	PF	PA
#-Seattle Seahawks.....	12	4	0	.750	394	254
*-Arizona Cardinals.....	11	5	0	.688	310	299
San Francisco 49ers.....	8	8	0	.500	306	340
St. Louis Rams.....	6	10	0	.375	324	354

\*-Wild Card qualifier; #-Clinched home-field advantage throughout playoffs.

**NOTES:**

- New England was seeded ahead of Denver based on head-to-head victory.
- Pittsburgh was seeded ahead of Indianapolis based on head-to-head victory.
- Kansas City finished ahead of San Diego in the AFC West Division based on head-to-head meetings (2-0).
- Seattle was seeded ahead of Green Bay and Dallas based on conference record (10-2 to Packers' 9-3 and Cowboys' 8-4).
- Green Bay was seeded ahead of Dallas based on conference record (9-3 to Cowboys' 8-4).
- Arizona was seeded ahead of Detroit based on head-to-head victory.

**PLAYOFF SEEDINGS:**

AFC	NFC
1. New England	1. Seattle
2. Denver	2. Green Bay
3. Pittsburgh	3. Dallas
4. Indianapolis	4. Carolina
5. Cincinnati	5. Arizona
6. Baltimore	6. Detroit

**POSTSEASON AT A GLANCE**

*Home team in CAPS.*

<b>AFC Wild Card Playoff Games</b> Baltimore 30, PITTSBURGH 17 INDIANAPOLIS 26, Cincinnati 10	<b>NFC Wild Card Playoff Games</b> CAROLINA 27, Arizona 16 DALLAS 24, Detroit 20
<b>AFC Divisional Playoff Games</b> NEW ENGLAND 35, Baltimore 31 Indianapolis 24, DENVER 13	<b>NFC Divisional Playoff Games</b> SEATTLE 31, Carolina 17 GREEN BAY 26, Dallas 21
<b>AFC Championship Game</b> NEW ENGLAND 45, Indianapolis 7	<b>NFC Championship Game</b> SEATTLE 28, Green Bay 22 (OT)

**Super Bowl XLIX at University of Phoenix Stadium, Glendale, Ariz.**  
 New England 28, SEATTLE 24

# 2014 REGULAR-SEASON STATISTICS

RECORD: 10-5-1

DATE	W-L	SCORE	OPPONENT	ATTENDANCE
9-7	W	23-16	at Baltimore	70,925
9-14	W	24-10	ATLANTA	58,574
9-21	W	33-7	TENNESSEE	56,743
9-28			— BYE —	
10-5	L	17-43	at New England	68,756
10-12	T	37-37 (OT)	CAROLINA	57,053
10-19	L	0-27	at Indianapolis	66,539
10-26	W	27-24	BALTIMORE	55,711
11-2	W	33-23	JACKSONVILLE	60,057
11-6	L	3-24	CLEVELAND	65,871
11-16	W	27-10	at New Orleans	73,073
11-23	W	22-13	at Houston	71,777
11-30	W	14-13	at Tampa Bay	56,340
12-7	L	21-42	PITTSBURGH	65,512
12-14	W	30-0	at Cleveland	67,431
12-22	W	37-28	DENVER	66,107
12-28	L	17-27	at Pittsburgh	64,697

TEAM STATISTICS		BENGALS	OPPONENTS
TOTAL FIRST DOWNS		313	337
Rushing		122	105
Passing		164	197
Penalty		27	35
3rd Down: Made-Att		84-211	79-215
3rd Down Pct.		39.8	36.7
4th Down: Made-Att		7-13	10-19
4th Down Pct.		53.8	52.6
POSSESSION AVG.		30:04	29:56
TOTAL NET YARDS		5568	5749
Avg. Per Game		348.0	359.3
Total Plays		1018	1067
Avg. Per Play		5.5	5.4
NET YARDS RUSHING		2147	1861
Avg. Per Game		134.2	116.3
Total Rushes		492	439
NET YARDS PASSING		3421	3888
Avg. Per Game		213.8	243.0
Sacked-Yards Lost		23-130	20-125
Gross Yards		3551	4013
Att.-Completions		503-323	608-365
Completion Pct.		64.2	60.0
Had Intercepted		17	20
PUNTS-AVG.		73-46.8	75-43.7
Net Punting Avg.		42.1	36.0
PENALTIES-YARDS		102-812	105-876
FUMBLES-BALLS LOST		20-9	15-6
TOUCHDOWNS		40	38
Rushing		19	16
Passing		20	18
Returns		1	4

SCORE BY PERIODS	1	2	3	4	OT	PTS
BENGALS	67	112	90	93	3	365
OPPONENTS	57	65	102	117	3	344

SCORING	TD	TD-R	TD-P	TD-Rt	K-PAT	FG	S	PTS
Mike Nugent	0	0	0	0	39-39	26-33	0	117
Jeremy Hill	9	9	0	0	—	—	0	54
Giovani Bernard	7	5	2	0	—	—	0	42
A.J. Green	6	0	6	0	—	—	0	36
Mohamed Sanu	5	0	5	0	—	—	0	32
Andy Dalton	5	4	1	0	—	—	0	30
Jermaine Gresham	5	0	5	0	—	—	0	30
Rex Burkhead	1	1	0	0	—	—	0	6
Dre Kirkpatrick	1	0	0	1	—	—	0	6
Brandon Tate	1	0	1	0	—	—	0	6
Geno Atkins	0	0	0	0	—	—	1	2
Taylor Mays	0	0	0	0	—	—	1	2
(team)	0	0	0	0	—	—	1	2
BENGALS	40	19	20	1	39-39	26-33	3	365
OPPONENTS	38	16	18	4	34-34	26-32	0	344

Two-point conversions: Sanu 1 (1 P). BENGALS 1-1 (0-0 R, 1-1 P), OPPONENTS 2-4 (1-2 R, 1-2 P).

Fumbles-lost: Jeremy Hill 5-2, Andy Dalton 3-2, A.J. Green 3-2, Jermaine Gresham 3-0, Brandon Tate 2-1, Jason Campbell 1-1, Dane Sanzenbacher 1-1, Adam Jones 1-0, Cedric Peerman 1-0. BENGALS 20-9, OPPONENTS 15-6.

PASSING	ATT	CMP	YDS	CMP%	YDS/ATT	TD	TD%	INT	INT%	LG	SKD-YDS	RAT
Andy Dalton	481	309	3398	64.2	7.06	19	4.0	17	3.5	81t	21-124	83.5
Jason Campbell	19	11	74	57.9	3.89	0	0.0	0	0.0	38	1-0	66.6
Mohamed Sanu	3	3	79	100.0	26.33	1	33.3	0	0.0	50	1-6	158.3
BENGALS	503	323	3551	64.2	7.06	20	4.0	17	3.4	81t	23-130	84.2
OPPONENTS	608	365	4013	60.0	6.60	18	3.0	20	3.3	94t	20-125	75.8

RUSHING	ATT	YDS	AVG	LG	TD
Jeremy Hill	222	1124	5.1	85t	9
Giovani Bernard	168	680	4.0	89t	5
Andy Dalton	60	169	2.8	20t	4
Mohamed Sanu	7	51	7.3	26	0
Cedric Peerman	15	43	2.9	21	0
James Wright	3	30	10.0	13	0
Rex Burkhead	9	27	3.0	10t	1
Brandon Tate	3	21	7.0	12	0
A.J. Green	2	2	1.0	5	0
Jason Campbell	1	1	1.0	1	0
Ryan Hewitt	1	0	0.0	0	0
Dane Sanzenbacher	1	-1	-1.0	-1	0
BENGALS	492	2147	4.4	89t	19
OPPONENTS	439	1861	4.2	53	16

RECEIVING	REC	YDS	AVG	LG	TD
A.J. Green	69	1041	15.1	81t	6
Jermaine Gresham	62	460	7.4	23	5
Mohamed Sanu	56	790	14.1	76t	5
Giovani Bernard	43	349	8.1	46	2
Jeremy Hill	27	215	8.0	38	0
Brandon Tate	17	193	11.4	50	1
Ryan Hewitt	10	86	8.6	19	0
Dane Sanzenbacher	9	105	11.7	26	0
Rex Burkhead	7	49	7.0	15	0
Greg Little	6	69	11.5	21	0
James Wright	5	91	18.2	30	0
Kevin Brock	5	21	4.2	10	0
Tyler Eifert	3	37	12.3	20	0
Cedric Peerman	3	27	9.0	17	0
Andy Dalton	1	18	18.0	18t	1
BENGALS	323	3551	11.0	81t	20
OPPONENTS	365	4013	11.0	94t	18

INTERCEPTIONS	NO	YDS	AVG	LG	TD
Reggie Nelson	4	30	7.5	31	0
George Iloka	3	58	19.3	28	0
Dre Kirkpatrick	3	32	10.7	30t	1
Adam Jones	3	23	7.7	12	0
Emmanuel Lamur	2	6	3.0	5	0
Dane Sanzenbacher	1	6	6.0	6	0
Rey Mauluga	1	4	4.0	4	0
Terence Newman	1	3	3.0	3	0
Robert Geathers	1	2	2.0	2	0
Leon Hall	1	-3	-3.0	-3	0
BENGALS	20	161	8.1	31	1
OPPONENTS	17	348	20.5	80	2

PUNTING	NO	YDS	AVG	NET	TB	IN-20	LG	BLK.
Kevin Huber	73	3419	46.8	42.1	6	27	69	0
BENGALS	73	3419	46.8	42.1	6	27	69	0
OPPONENTS	75	3277	43.7	36.0	7	19	74	1

PUNT RETURNS	NO	FC	YDS	AVG	LG	TD
Adam Jones	22	1	265	12.0	47	0
Brandon Tate	18	14	174	9.7	49	0
BENGALS	40	15	439	11.0	49	0
OPPONENTS	30	15	226	7.5	71t	1

KICKOFF RETURNS	NO	YDS	AVG	LG	TD
Adam Jones	27	844	31.3	97	0
Brandon Tate	18	397	22.1	31	0
BENGALS	45	1241	27.6	97	0
OPPONENTS	44	1123	25.5	77	0

FIELD GOALS	1-19	20-29	30-39	40-49	50+
Mike Nugent	0-0	6-6	10-12	10-12	0-3
BENGALS	0-0	6-6	10-12	10-12	0-3
OPPONENTS	1-1	7-7	8-9	7-11	3-4

Mike Nugent: (49G, 22G, 28G, 46G, 38G, 45B), (31G, 38WR, 49WL, 55SH), (29G), (52SH, 23G), (44G, 38G, 42G, 36WR), (—), (32G, 33G), (31G), (43G), (22G, 42G), (31G, 49G), (—), (—), (44G, 44G, 34G), (37G, 49G, 23G), (39G, 50WR).

Opponents: (55WR, 38G), (46G), (40WR, 44WR), (48G, 19G, 23G, 47G, 35G), (39G, 38WR, 44G, 36G), (23G, 50G), (45G, 50G, 53G), (25G), (32G, 44WR), (31G), (36G, 25G), (32G, 42G), (22G, 44G), (—), (49WL), (29G, 25G).

DEFENSE*	ST	AT	TT	SKS-YDS	INT-YDS	PD	FF	FR-YDS
Vincent Rey	61	60	121	0-0	0-0	5	0	0-0
Reggie Nelson	60	32	92	1.5-12.5	4-30	13	0	0-0
Emmanuel Lamur	52	38	90	0-0	2-6	7	0	0-0
George Iloka	48	26	74	0-0	3-58	10	0	0-0
Terence Newman	47	24	71	0-0	1-3	14	0	0-0
Leon Hall	48	19	67	0-0	1-(-3)	8	0	0-0
Carlos Dunlap	40	26	66	8-49.5	0-0	5	2	1-0
Adam Jones	51	12	63	0-0	3-23	11	0	1-0
Rey Mauluga	33	26	59	0-0	1-4	4	0	0-0
Wallace Gilberry	19	29	48	1.5-8.5	0-0	2	0	1-0
Domata Peko	26	20	46	1-0	0-0	0	0	0-0
Geno Atkins	20	14	34	3-23.5	0-0	1	1	0-0
Vontaze Burfict	15	14	29	0-0	0-0	2	1	1-0
Robert Geathers	10	11	21	1-7	1-2	3	0	0-0
Brandon Thompson	10	11	21	1-9	0-0	0	0	0-0
Devon Still	11	8	19	0-0	0-0	0	0	0-0
Dre Kirkpatrick	12	2	14	0-0	3-32	7	0	0-0
Nico Johnson	7	4	11	0-0	0-0	0	0	0-0
Darqueze Dennard	6	1	7	1-3	0-0	1	0	0-0
Jayson DilManche	4	3	7	0-0	0-0	0	0	0-0
Margus Hunt	4	2	6	1-6	0-0	1	0	0-0
Marquis Flowers	3	2	5	0-0	0-0	1	0	0-0
Will Clarke	2	1	3	0-0	0-0	0	0	1-0
Taylor Mays	2	1	3	1-6	0-0	0	0	0-0
Shawn Williams	0	1	1	0-0	0-0	0	0	0-0
Dane Sanzenbacher	0	0	0	0-0	1-6	1	0	0-0

SPECIAL TEAMS*	ST	AT	TT	FF	FR-YDS	BP	BFG	BXP
Cedric Peerman	14	1	15	0	0-0	0	0	0
Darqueze Dennard	8	2	10	0	0-0	0	0	0
Dre Kirkpatrick	8	1	9	0	0-0	0	0	0
Shawn Williams	6	3	9	0	1-0	0	0	0
Taylor Mays	5	1	6	0	0-0	1	0	0
James Wright	5	0	5	1	0-0	0	0	0
Rex Burkhead	1	3	4	0	0-0	0	0	0
Nico Johnson	1	3	4	0	0-0	0	0	0
Chris Carter	2	1	3	0	0-0	0	0	0
Jayson DilManche	2	1	3	1	0-0	0	0	0
Ryan Hewitt	2	1	3	0	0-0	0	0	0
Reggie Nelson	2	1	3	0	0-0	0	0	0
Marquis Flowers	1	2	3	0	0-0	0	0	0
Mike Nugent	1	1	2	0	0-0	0	0	0
Kevin Brock	1	0	1	0	0-0	0	0	0
Clark Harris	1	0	1	0	0-0	0	0	0
Margus Hunt	1	0	1	0	0-0	0	0	0
Emmanuel Lamur	1	0	1	0	0-0	0	0	0
Terence Newman	1	0	1	0	0-0	0	0	0

\* NOTE: All defensive statistics above are press box statistics produced at the games.

# 2014 POSTSEASON STATISTICS

RECORD: 0-1

DATE	W-L	SCORE	OPPONENT	ATTENDANCE
1-4-15*	L	10-26	at Indianapolis	63,385

\* AFC Wild Card Playoff

### TEAM STATISTICS

	BENGALS	OPPONENTS
TOTAL FIRST DOWNS	14	22
Rushing	6	6
Passing	7	15
Penalty	1	1
3rd Down: Made-Att	6-15	6-14
3rd Down Pct.	40.0	42.9
4th Down: Made-Att	0-0	0-0
4th Down Pct.	0.0	0.0
POSSESSION AVG.	25:50	34:10
TOTAL NET YARDS	254	482
Avg. Per Game	254.0	482.0
Total Plays	59	70
Avg. Per Play	4.3	6.9
NET YARDS RUSHING	110	114
Avg. Per Game	110.0	114.0
Total Rushes	21	25
NET YARDS PASSING	144	368
Avg. Per Game	144.0	368.0
Sacked-Yards Lost	3-11	1-8
Gross Yards	155	376
Att.-Completions	35-18	44-31
Completion Pct.	51.4	70.5
Had Intercepted	0	0
PUNTS-AVG.	8-47.5	4-51.5
Net Punting Avg.	43.1	36.5
PENALTIES-YARDS	6-45	9-66
FUMBLES-BALLS LOST	1-1	2-1
TOUCHDOWNS	1	2
Rushing	1	1
Passing	0	1
Returns	0	0

SCORE BY PERIODS	1	2	3	4	OT	PTS
BENGALS	7	3	0	0	0	10
OPPONENTS	7	6	10	3	0	26

SCORING	TD	TD-R	TD-P	TD-Rt	K-PAT	FG	S	PTS
Jeremy Hill	1	1	0	0	—	—	0	6
Mike Nugent	0	0	0	0	1-1	1-1	0	4
BENGALS	1	1	0	0	1-1	1-1	0	10
OPPONENTS	2	1	1	0	2-2	4-4	0	26

Two-point conversions: None. BENGALS 0-0 (0-0 R, 0-0 P), OPPONENTS 0-0 (0-0 R, 0-0 P).

Fumbles-lost: Andy Dalton 1-1. BENGALS 1-1, OPPONENTS 2-1.

PASSING	ATT	CMP	YDS	CMP%	YDS/ATT	TD	TD%	INT	INT%	LG	SKD-YDS	RAT
Andy Dalton	35	18	155	51.4	4.43	0	0.0	0	0.0	26	3-11	63.4
BENGALS	35	18	155	51.4	4.43	0	0.0	0	0.0	26	3-11	63.4
OPPONENTS	44	31	376	70.5	8.55	1	2.3	0	0.0	45	1-8	104.0

RUSHING	ATT	YDS	AVG	LG	TD
Jeremy Hill	13	47	3.6	18	1
Andy Dalton	4	34	8.5	16	0
Rex Burkhead	1	23	23.0	23	0
Giovani Bernard	3	6	2.0	6	0
BENGALS	21	110	5.2	23	1
OPPONENTS	25	114	4.6	27	1

RECEIVING	REC	YDS	AVG	LG	TD
Giovani Bernard	8	46	5.8	13	0
Ryan Hewitt	3	37	12.3	14	0
Rex Burkhead	3	34	11.3	26	0
Mohamed Sanu	3	31	10.3	11	0
Kevin Brock	1	7	7.0	7	0
BENGALS	18	155	8.6	26	0
OPPONENTS	31	376	12.1	45	1

INTERCEPTIONS	NO	YDS	AVG	LG	TD
(none)	0	0	—	—	0
BENGALS	0	0	—	—	0
OPPONENTS	0	0	—	—	0

PUNTING	NO	YDS	AVG	NET	TB	IN-20	LG	BLK
Kevin Huber	8	380	47.5	43.1	0	3	62	0
BENGALS	8	380	47.5	43.1	0	3	62	0
OPPONENTS	4	206	51.5	36.5	2	0	68	0

PUNT RETURNS	NO	FC	YDS	AVG	LG	TD
Brandon Tate	1	0	19	19.0	19	0
Adam Jones	1	0	1	1.0	1	0
BENGALS	2	0	20	10.0	19	0
OPPONENTS	5	2	35	7.0	15	0

KICKOFF RETURNS	NO	YDS	AVG	LG	TD
Adam Jones	3	80	26.7	32	0
BENGALS	3	80	26.7	32	0
OPPONENTS	3	76	25.3	38	0

FIELD GOALS	1-19	20-29	30-39	40-49	50+
Mike Nugent	0-0	0-0	0-0	0-0	1-1
BENGALS	0-0	0-0	0-0	0-0	1-1
OPPONENTS	0-0	2-2	1-1	0-0	1-1

Mike Nugent: (57G).  
Opponents: (38G, 29G, 22G, 53G).

DEFENSE*	ST	AT	TT	SKS-YDS	INT-YDS	PD	FF	FR-YDS
Vincent Rey	5	6	11	0-0	0-0	0	1	0-0
Emmanuel Lamur	6	0	6	0-0	0-0	0	0	0-0
Adam Jones	4	2	6	0-0	0-0	0	0	0-0
Reggie Nelson	4	1	5	0-0	0-0	0	0	1-6
Marquis Flowers	3	2	5	0-0	0-0	0	0	0-0
George Iloka	2	3	5	0-0	0-0	0	0	0-0
Brandon Thompson	2	2	4	0-0	0-0	0	0	0-0
Terence Newman	3	0	3	0-0	0-0	1	0	0-0
Geno Atkins	2	1	3	0.5-4	0-0	0	0	0-0
Dre Kirkpatrick	2	1	3	0-0	0-0	1	0	0-0
Domata Peko	1	2	3	0-0	0-0	0	0	0-0
Darqueze Dennard	2	0	2	0-0	0-0	0	1	0-0
Rey Mauluga	2	0	2	0-0	0-0	1	0	0-0
Carlos Dunlap	1	1	2	0-0	0-0	0	0	0-0
Leon Hall	1	1	2	0-0	0-0	1	0	0-0
Wallace Gilberry	0	2	2	0-0	0-0	0	0	0-0
Margus Hunt	0	2	2	0.5-4	0-0	0	0	0-0

SPECIAL TEAMS*	ST	AT	TT	FF	FR-YDS	BP	BFG	BXP
Clark Harris	1	2	3	0	0-0	0	0	0
Taylor Mays	2	0	2	0	0-0	0	0	0
Cedric Peerman	0	2	2	0	0-0	0	0	0
Ryan Hewitt	1	0	1	0	0-0	0	0	0
Dre Kirkpatrick	1	0	1	0	0-0	0	0	0
Nico Johnson	0	1	1	0	0-0	0	0	0
Shawn Williams	0	1	1	0	0-0	0	0	0

\* NOTE: All defensive statistics above are press box statistics produced at the games.



# 2014 GAME-BY-GAME TEAM STATISTICS

## OFFENSE

DATE	OPPONENT	YDS	RUSH-YDS	PASS YDS	COMP-ATT	TD-P/INT	SKD-YDS	1D	3D-CONV	F-FL	POSS
Sept. 7	at Baltimore	380	26-79	301	25-38	1/0	0-0	16	4-14	0-0	30:30
Sept. 14	ATLANTA	472	45-170	302	16-24	1/0	0-0	21	6-14	0-0	32:59
Sept. 21	TENNESSEE	300	31-116	184	17-26	1/1	0-0	25	3-9	0-0	28:44
Sept. 28	— BYE —										
Oct. 5	at New England	320	18-79	241	18-29	2/0	1-8	17	0-7	3-3	21:04
Oct. 12	CAROLINA	513	31-193	320	33-43	2/2	1-3	29	10-16	0-0	35:30
Oct. 19	at Indianapolis	135	12-32	103	18-38	0/0	4-23	8	1-13	1-0	20:17
Oct. 26	BALTIMORE	350	34-111	239	21-28	0/1	2-27	19	8-14	2-1	30:44
Nov. 2	JACKSONVILLE	423	34-191	232	19-31	2/2	2-1	23	6-13	1-0	32:44
Nov. 6	CLEVELAND	165	22-86	79	13-39	0/3	2-14	11	3-17	1-1	24:11
Nov. 16	at New Orleans	405	36-186	219	16-22	3/0	1-1	22	9-13	2-0	29:14
Nov. 23	at Houston	372	43-139	233	24-35	1/1	0-0	24	11-20	1-0	39:10
Nov. 30	at Tampa Bay	288	28-112	176	20-28	1/3	2-11	19	5-11	0-0	30:37
Dec. 7	PITTSBURGH	408	21-86	322	25-35	2/0	3-5	16	3-11	3-2	27:15
Dec. 14	at Cleveland	347	45-244	103	14-24	0/1	2-14	24	7-14	3-0	38:52
Dec. 22	DENVER	353	37-207	146	17-26	2/1	0-0	20	2-11	2-1	31:38
Dec. 28	at Pittsburgh	337	29-116	221	27-38	2/2	3-23	19	6-14	1-1	34:58
2014 REG. SEASON TOTALS		5568	492-2147	3421	323-504	20/17	23-130	313	84-211	20-9	30:04
Jan. 4	at Indianapolis	254	21-110	144	18-35	0/0	3-11	14	6-15	1-1	25:50
2014 POSTSEASON TOTALS		254	21-110	144	18-35	0/0	3-11	14	6-15	1-1	25:50

## DEFENSE

DATE	OPPONENT	YDS	RUSH-YDS	PASS YDS	COMP-ATT	TD-P/INT	SKD-YDS	1D	3D-CONV	F-FL	POSS
Sept. 7	at Baltimore	423	20-94	329	35-62	1/1	3-16	26	8-17	2-1	29:30
Sept. 14	ATLANTA	309	19-97	212	24-44	1/3	2-19	19	3-12	0-0	27:01
Sept. 21	TENNESSEE	326	28-149	177	17-34	0/2	2-8	22	2-12	2-0	31:16
Sept. 28	— BYE —										
Oct. 5	at New England	505	46-220	285	23-35	2/0	1-7	30	6-16	1-0	38:56
Oct. 12	CAROLINA	431	34-147	284	29-46	2/1	0-0	29	8-17	0-0	39:30
Oct. 19	at Indianapolis	506	34-171	335	27-42	2/0	2-9	27	5-13	2-2	39:43
Oct. 26	BALTIMORE	294	26-107	187	17-34	0/2	1-8	18	5-13	1-0	29:16
Nov. 2	JACKSONVILLE	365	25-132	233	22-33	2/1	2-14	19	4-12	0-0	27:16
Nov. 6	CLEVELAND	368	52-170	198	15-23	0/0	0-0	21	7-16	1-1	35:49
Nov. 16	at New Orleans	330	26-75	255	33-41	1/0	0-0	24	8-13	2-1	30:46
Nov. 23	at Houston	248	19-64	184	21-45	0/1	1-5	18	4-14	0-0	20:50
Nov. 30	at Tampa Bay	263	25-75	188	15-29	0/1	1-2	14	2-11	2-0	29:23
Dec. 7	PITTSBURGH	543	31-193	350	25-39	3/0	0-0	25	8-16	0-0	32:45
Dec. 14	at Cleveland	107	17-53	54	10-18	0/2	3-26	5	1-10	0-0	21:08
Dec. 22	DENVER	385	19-85	300	28-44	2/4	2-11	22	5-12	0-0	28:22
Dec. 28	at Pittsburgh	346	18-29	317	24-39	2/2	0-0	18	3-11	2-1	25:02
2014 REG. SEASON TOTALS		5749	439-1861	3888	365-608	18/20	20-125	337	79-215	15-6	29:56
Jan. 4	at Indianapolis	482	25-114	368	31-44	1/0	1-8	22	6-14	2-1	34:10
2014 POSTSEASON TOTALS		482	25-114	368	31-44	1/0	1-8	22	6-14	2-1	34:10

# 2014 BEST PERFORMANCES

## REGULAR SEASON

### RUSHING YARDS

154 — Jeremy Hill, Nov. 2 vs. Jacksonville  
152 — Jeremy Hill, Nov. 16 at New Orleans  
148 — Jeremy Hill, Dec. 14 at Cleveland

### RUSHING ATTEMPTS

27 — Giovani Bernard, Sept. 14 vs. Atlanta  
27 — Jeremy Hill, Nov. 16 at New Orleans  
25 — Jeremy Hill, Dec. 14 at Cleveland

### LONGEST RUSHES

89 — Giovani Bernard, Oct. 12 vs. Carolina (TD)  
85 — Jeremy Hill, Dec. 22 vs. Denver (TD)  
62 — Jeremy Hill, Nov. 16 at New Orleans

### RECEPTIONS

12 — A.J. Green, Nov. 23 at Houston  
11 — A.J. Green, Dec. 7 vs. Pittsburgh  
10 — (two times)

### RECEIVING YARDS

224 — A.J. Green, Dec. 7 vs. Pittsburgh  
131 — A.J. Green, Sept. 7 at Baltimore  
127 — A.J. Green, Nov. 16 at New Orleans

### PASSING YARDS

323 — Andy Dalton, Oct. 12 vs. Carolina  
302 — Andy Dalton, Dec. 7 vs. Pittsburgh  
301 — Andy Dalton, Sept. 7 at Baltimore

### PASS ATTEMPTS

43 — Andy Dalton, Oct. 12 vs. Carolina  
38 — (three times)

### PASS COMPLETIONS

33 — Andy Dalton, Oct. 12 vs. Carolina  
27 — Andy Dalton, Dec. 28 at Pittsburgh  
25 — Andy Dalton, Sept. 7 at Baltimore

### LONGEST PASSES

81 — Andy Dalton to A.J. Green, Dec. 7 vs. Pittsburgh (TD)  
77 — Andy Dalton to A.J. Green, Sept. 7 at Baltimore (TD)  
76 — Andy Dalton to Mohamed Sanu, Sept. 14 vs. Atlanta (TD)

### YARDS FROM SCRIMMAGE

224 — A.J. Green, Dec. 7 vs. Pittsburgh  
169 — Giovani Bernard, Sept. 14 vs. Atlanta  
165 — Jeremy Hill, Nov. 16 at New Orleans

### LONGEST KICKOFF RETURNS

97 — Adam Jones, Oct. 12 vs. Carolina  
80 — Adam Jones, Dec. 22 vs. Denver  
43 — Adam Jones, Nov. 16 at New Orleans

### LONGEST PUNT RETURNS

49 — Brandon Tate, Dec. 22 vs. Denver  
47 — Adam Jones, Oct. 5 at New England  
45 — Adam Jones, Sept. 7 at Baltimore

### TOTAL TACKLES\*

16 — Vincent Rey, Oct. 19 at Indianapolis  
15 — Vincent Rey, Dec. 7 vs. Pittsburgh  
12 — Vincent Rey, Nov. 16 at New Orleans

### SOLO TACKLES\*

10 — Vincent Rey, Nov. 16 at New Orleans  
9 — Reggie Nelson, Oct. 12 vs. Carolina  
8 — Emmanuel Lamur, Nov. 16 at New Orleans

\*NOTE: The defensive statistics above are press box statistics produced at the games.

# 2014 STARTING LINEUPS

## OFFENSE

DATE	OPPONENT	WR	LOT	LG	C	RG	ROT	TE	H-B	WR	QB	HB
Sept. 7	at Baltimore	Green	Whitworth	Boling	Bodine	Zeitler	An.Smith	Gresham	Hewitt	Eifert(2ndTE)	Dalton	Bernard
Sept. 14	ATLANTA	Green	Whitworth	Boling	Bodine	Zeitler	An.Smith	Gresham	Hewitt	Sanu	Dalton	Bernard
Sept. 21	TENNESSEE	Green	Whitworth	Boling	Bodine	Pollak	An.Smith	Gresham	Newhouse(2ndTE)	Sanu	Dalton	Bernard
Sept. 28	— BYE —											
Oct. 5	at New England	Green	Whitworth	Boling	Bodine	Pollak	An.Smith	Gresham	Hewitt	Sanu	Dalton	Bernard
Oct. 12	CAROLINA	Tate	Whitworth	Boling	Bodine	Pollak	An.Smith	Gresham	Hill(2ndHB)	Sanu	Dalton	Bernard
Oct. 19	at Indianapolis	Tate	Whitworth	Boling	Bodine	Zeitler	An.Smith	Gresham	Sanzenbacher(3rdWR)	Sanu	Dalton	Bernard
Oct. 26	BALTIMORE	Tate	Whitworth	Boling	Bodine	Zeitler	An.Smith	Gresham	Hewitt	Sanu	Dalton	Bernard
Nov. 2	JACKSONVILLE	Green	Whitworth	Boling	Bodine	Pollak	An.Smith	Gresham	Little(3rdWR)	Sanu	Dalton	Hill
Nov. 6	CLEVELAND	Green	Whitworth	Boling	Bodine	Zeitler	Newhouse	Gresham	Hewitt	Sanu	Dalton	Hill
Nov. 16	at New Orleans	Green	Whitworth	Boling	Bodine	Zeitler	Newhouse	Gresham	Hewitt	Sanu	Dalton	Hill
Nov. 23	at Houston	Green	Whitworth	Boling	Bodine	Zeitler	An.Smith	Gresham	Hewitt	Sanu	Dalton	Bernard
Nov. 30	at Tampa Bay	Green	Whitworth	Boling	Bodine	Zeitler	Newhouse	Gresham	Hewitt	Brock(2ndTE)	Dalton	Hill
Dec. 7	PITTSBURGH	Green	Whitworth	Pollak	Bodine	Zeitler	Boling	Gresham	Hewitt	Sanu	Dalton	Bernard
Dec. 14	at Cleveland	Green	Whitworth	Pollak	Bodine	Zeitler	Boling	Brock	Hewitt	Newhouse(2ndTE)	Dalton	Hill
Dec. 22	DENVER	Green	Whitworth	Boling	Bodine	Zeitler	Winston	Gresham	Hewitt	Sanu	Dalton	Hill
Dec. 28	at Pittsburgh	Green	Whitworth	Boling	Bodine	Zeitler	Winston	Gresham	Tate(3rdWR)	Sanu	Dalton	Hill
Jan. 4	at Indianapolis	Burkhead(2ndHB)	Whitworth	Boling	Bodine	Zeitler	Winston	Brock	Hewitt	Sanu	Dalton	Hill

## DEFENSE

DATE	OPPONENT	LDE	NT	DT	RDE	SLB	MLB	WLB	LCB	RCB	SS	FS
Sept. 7	at Baltimore	Dunlap	Peko	Atkins	Gilberry	Lamur	Maualuga	Burfict	Newman	Hall	Iloka	Nelson
Sept. 14	ATLANTA	Dunlap	Peko	Atkins	Gilberry	Lamur	Maualuga	Burfict	Newman	Hall	Iloka	Nelson
Sept. 21	TENNESSEE	Dunlap	Peko	Atkins	Gilberry	Lamur	Maualuga	Rey	Newman	Hall	Iloka	Nelson
Sept. 28	— BYE —											
Oct. 5	at New England	Dunlap	Peko	Atkins	Gilberry	Lamur	Maualuga	Rey	Newman	Hall	Iloka	Nelson
Oct. 12	CAROLINA	Dunlap	Peko	Atkins	Gilberry	Lamur	Maualuga	Burfict	Newman	Hall	Iloka	Nelson
Oct. 19	at Indianapolis	Dunlap	Peko	Atkins	Gilberry	DiManche	Rey	Burfict	Newman	Hall	Iloka	Nelson
Oct. 26	BALTIMORE	Dunlap	Peko	Atkins	Gilberry	Lamur	Rey	Burfict	Newman	Hall	Iloka	Nelson
Nov. 2	JACKSONVILLE	Dunlap	Peko	Atkins	Gilberry	Lamur	N.Johnson	Rey	Newman	Hall	Iloka	Nelson
Nov. 6	CLEVELAND	Dunlap	Peko	Atkins	Gilberry	Lamur	N.Johnson	Rey	Newman	A.Jones	Iloka	Nelson
Nov. 16	at New Orleans	Dunlap	Peko	Atkins	Gilberry	Lamur	Maualuga	Rey	A.Jones	Hall	Iloka	Nelson
Nov. 23	at Houston	Dunlap	Peko	Atkins	Gilberry	Lamur	Maualuga	Rey	Newman	Hall	Iloka	Nelson
Nov. 30	at Tampa Bay	Dunlap	Peko	Atkins	Gilberry	Lamur	Maualuga	Rey	Newman	Hall	Iloka	Nelson
Dec. 7	PITTSBURGH	Dunlap	Peko	Atkins	Gilberry	Lamur	Maualuga	Rey	Newman	Hall	Iloka	Nelson
Dec. 14	at Cleveland	Dunlap	Peko	Atkins	Gilberry	Lamur	Maualuga	Rey	Kirkpatrick	Hall	Iloka	Nelson
Dec. 22	DENVER	Dunlap	Peko	Atkins	Gilberry	Flowers	Maualuga	Rey	Newman	Hall	Iloka	Nelson
Dec. 28	at Pittsburgh	Dunlap	Peko	Atkins	Gilberry	A.Jones(nickel)	Maualuga(LB)	Rey(LB)	Kirkpatrick	Hall	Iloka	Nelson
Jan. 4	at Indianapolis	Dunlap	Peko	Atkins	Gilberry	A.Jones(nickel)	Maualuga(LB)	Rey(LB)	Kirkpatrick	Hall	Iloka	Nelson

# 2014 REGULAR-SEASON PARTICIPATION CHART

## LEGEND

(NOTE: Position designation indicates start.)  
 P — played as a substitute  
 DNP — did not play  
 IL — inactive list  
 PS — practice squad

RI — reserve/injured list  
 RPUP — reserve/physically unable to perform list  
 RNF1 — reserve/non-football injury list  
 RNF-I — reserve/non-football illness list  
 RSBC — reserve/suspended by commissioner list

RF — reserve/future list  
 REX — roster exemption  
 ^ — reserve/injured player designated for return  
 \* — eligible to practice with a roster exemption  
 NWT — not with team

NAME	Cin.	1	2	3	4	5	6	7	8	9	10	11	12	13	14	15	16
	G-S	@Balt.	ATL.	TENN.	@N.E.	CAR	@Ind.	BALT.	JAX.	CLE.	@N.O.	@Hou.	@T.B.	PITT.	@Cle.	DEN.	@Pitt.
Atkins, Geno.....	16-16	DT	DT	DT	DT	DT	DT	DT	DT	DT	DT	DT	DT	DT	DT	DT	DT
Baca, Jeff.....	0-0	NWT	NWT	NWT	NWT	PS	NWT	NWT	NWT	NWT	NWT	NWT	NWT	NWT	NWT	NWT	NWT
Bernard, Giovanni.....	13-9	HB	HB	HB	HB	HB	HB	HB	IL	IL	IL	HB	P	HB	P	P	P
Bodine, Russell.....	16-16	C	C	C	C	C	C	C	C	C	C	C	C	C	C	C	C
Boling, Clint.....	16-16	LG	LG	LG	LG	LG	LG	LG	LG	LG	LG	LG	LG	ROT	ROT	LG	LG
Brock, Kevin.....	14-2	NWT	NWT	P	P	P	P	P	P	P	P	P	2ndTE	P	TE	P	P
Burfict, Vontaze.....	5-5	WLB	WLB	IL	IL	WLB	WLB	WLB	IL	IL	IL	IL	IL	IL	RI	RI	RI
Burkhead, Rex.....	9-0	IL	IL	IL	IL	P	P	IL	P	P	P	IL	IL	P	P	P	P
Campbell, Jason.....	4-0	DNP	DNP	P	P	DNP	DNP	DNP	DNP	DNP	DNP	DNP	DNP	P	DNP	DNP	DNP
Carter, Chris.....	3-0	NWT	NWT	NWT	NWT	NWT	NWT	NWT	NWT	NWT	NWT	NWT	NWT	IL	P	P	P
Clarke, Will.....	7-0	IL	IL	P	IL	IL	IL	IL	IL	IL	IL	P	P	P	P	P	DNP
Cleary, Emmett.....	0-0	NWT	NWT	PS	PS	PS	PS	PS	PS	PS	PS	PS	PS	PS	PS	PS	PS
Dalton, Andy.....	16-16	QB	QB	QB	QB	QB	QB	QB	QB	QB	QB	QB	QB	QB	QB	QB	QB
Dennard, Darqueze.....	14-0	IL	P	P	P	P	P	IL	P	P	P	P	P	P	P	P	P
DiManche, Jayson.....	12-1	P	P	P	P	P	SLB	P	P	P	P	P	P	RI	RI	RI	RI
Dunlap, Carlos.....	16-16	LDE	LDE	LDE	LDE	LDE	LDE	LDE	LDE	LDE	LDE	LDE	LDE	LDE	LDE	LDE	LDE
Eifert, Tyler.....	1-1	2ndTE	RI^	RI^	RI^	RI^	RI^	RI^	RI^	RI^	RI^	RI^	RI^	RI^	RI^	RI^	RI^
Flowers, Marquis.....	16-0	P	P	P	P	P	P	P	P	P	P	P	P	P	P	P	P
Fort, L.J.....	0-0	NWT	NWT	NWT	NWT	NWT	NWT	NWT	NWT	NWT	NWT	NWT	PS	PS	PS	PS	PS
Fortt, Khairi.....	0-0	NWT	NWT	NWT	NWT	IL	PS	PS	PS	NWT	NWT	NWT	NWT	NWT	NWT	NWT	NWT
France, Dan.....	0-0	PS	PS	PS	PS	PS	PS	PS	PS	PS	PS	PS	PS	PS	PS	PS	PS
Geathers, Kwame.....	0-0	NWT	NWT	NWT	NWT	NWT	NWT	NWT	NWT	NWT	NWT	NWT	NWT	NWT	NWT	NWT	NWT
Geathers, Robert.....	16-0	P	P	P	P	P	P	P	P	P	P	P	P	P	P	P	P
Gilberry, Wallace.....	16-16	RDE	RDE	RDE	RDE	RDE	RDE	RDE	RDE	RDE	RDE	RDE	RDE	RDE	RDE	RDE	RDE
Green, A.J.....	13-13	WR	WR	WR	WR	IL	IL	IL	WR	WR	WR	WR	WR	WR	WR	WR	WR
Greene, Kevin.....	0-0	PS	PS	PS	PS	PS	PS	PS	PS	NWT	NWT	NWT	NWT	NWT	NWT	NWT	NWT
Gresham, Jermaine.....	15-15	TE	TE	TE	TE	TE	TE	TE	TE	TE	TE	TE	TE	TE	IL	TE	TE
Hall, Leon.....	15-15	RCB	RCB	RCB	RCB	RCB	RCB	RCB	RCB	RCB	RCB	RCB	RCB	RCB	RCB	RCB	RCB
Hamilton, Cobi.....	0-0	NWT	NWT	NWT	NWT	NWT	PS	PS	PS	PS	PS	PS	PS	PS	PS	PS	PS
Harris, Clark.....	16-0	P	P	P	P	P	P	P	P	P	P	P	P	P	P	P	P
Hawkinson, Tanner.....	3-0	DNP	IL	P	DNP	DNP	IL	IL	P	IL	IL	IL	IL	IL	IL	IL	IL
Hewitt, Ryan.....	16-11	H-B	H-B	P	H-B	P	P	H-B	H-B	H-B	H-B	H-B	H-B	H-B	H-B	H-B	H-B
Hill, Jeremy.....	16-8	P	P	P	P	2ndHB	P	HB	HB	P	HB	P	HB	P	HB	HB	HB
Hopkins, Trey.....	0-0	RI	RI	RI	RI	RI	RI	RI	RI	RI	RI	RI	RI	RI	RI	RI	RI
Huber, Kevin.....	16-0	P	P	P	P	P	P	P	P	P	P	P	P	P	P	P	P
Hunt, Margus.....	12-0	P	P	P	P	P	P	P	P	P	P	IL	IL	IL	IL	P	P
Iloka, George.....	16-16	SS	SS	SS	SS	SS	SS	SS	SS	SS	SS	SS	SS	SS	SS	SS	SS
Jackson, Justin.....	0-0	NWT	NWT	NWT	NWT	NWT	NWT	NWT	NWT	PS	PS	NWT	NWT	NWT	NWT	NWT	NWT
Johnson, Nico.....	11-2	NWT	NWT	NWT	NWT	NWT	P	MLB	MLB	P	P	P	P	P	P	P	P
Johnson, T.J.....	4-0	IL	IL	P	DNP	DNP	DNP	DNP	DNP	DNP	DNP	P	P	P	P	DNP	IL
Jones, Adam.....	16-3	P	P	P	P	P	P	P	P	RCB	LCB	P	P	P	P	P	nkIDB
Jones, Marvin.....	0-0	IL	IL	IL	IL	IL	RI	RI	RI	RI	RI	RI	RI	RI	RI	RI	RI
King, David.....	0-0	PS	PS	PS	PS	PS	PS	PS	PS	PS	PS	PS	PS	PS	NWT	NWT	NWT
Kirkpatrick, Dre.....	16-2	P	P	P	P	P	P	P	P	P	P	P	P	LCB	P	LCB	P
Lamur, Emmanuel.....	14-13	SLB	SLB	SLB	SLB	SLB	IL	SLB	SLB	SLB	SLB	SLB	SLB	SLB	SLB	IL	P
Lewis-Harris, Chris.....	4-0	RSBC	RSBC	IL	IL	IL	IL	IL	P	DNP	P	IL	IL	IL	IL	IL	IL
Little, Greg.....	6-1	NWT	NWT	NWT	NWT	NWT	P	3rdWR	P	IL	IL	IL	IL	P	P	IL	IL
Lockett, Colin.....	0-0	PS	PS	PS	PS	PS	NWT	NWT	NWT	NWT	NWT	NWT	NWT	NWT	NWT	NWT	NWT
Manning, Terrell.....	0-0	NWT	NWT	NWT	NWT	NWT	NWT	NWT	NWT	NWT	NWT	PS	NWT	NWT	NWT	NWT	NWT
Mauluga, Rey.....	12-12	MLB	MLB	MLB	MLB	MLB	IL	IL	IL	IL	MLB	MLB	MLB	MLB	MLB	MLB	LB
Mays, Taylor.....	16-0	P	P	P	P	P	P	P	P	P	P	P	P	P	P	P	P
McCalebb, Onterio.....	1-0	P	PS	PS	PS	PS	PS	PS	PS	PS	PS	PS	PS	PS	PS	PS	PS
McCarron, AJ.....	0-0	RNF1	RNF1	RNF1	RNF1	RNF1	RNF1	RNF1	RNF1	RNF1	RNF1	RNF1*	RNF1*	RNF1*	IL	IL	IL
Meredith, Jamon.....	0-0	NWT	NWT	NWT	NWT	NWT	NWT	NWT	NWT	NWT	NWT	NWT	IL	NWT	NWT	NWT	NWT
Montgomery, Sam.....	0-0	PS	PS	PS	PS	PS	PS	PS	PS	PS	PS	PS	PS	PS	PS	PS	PS
Murphy, Jake.....	0-0	NWT	NWT	NWT	NWT	NWT	NWT	NWT	NWT	PS	PS	PS	PS	PS	PS	PS	PS
Nelson, Reggie.....	16-16	FS	FS	FS	FS	FS	FS	FS	FS	FS	FS	FS	FS	FS	FS	FS	FS
Newhouse, Marshall.....	15-5	P	2ndTE	P	P	DNP	P	P	ROT	ROT	P	ROT	P	2ndTE	P	P	P
Newman, Terence.....	13-13	LCB	LCB	LCB	LCB	LCB	LCB	LCB	LCB	LCB	IL	LCB	LCB	LCB	IL	LCB	IL
Nugent, Mike.....	16-0	P	P	P	P	P	P	P	P	P	P	P	P	P	P	P	P
Otten, Ryan.....	0-0	NWT	PS	NWT	NWT	NWT	NWT	NWT	NWT	NWT	NWT	NWT	NWT	NWT	NWT	NWT	NWT
Peerman, Cedric.....	16-0	P	P	P	P	P	P	P	P	P	P	P	P	P	P	P	P
Peko, Domata.....	16-16	NT	NT	NT	NT	NT	NT	NT	NT	NT	NT	NT	NT	NT	NT	NT	NT
Pollak, Mike.....	14-6	DNP	P	RG	RG	RG	DNP	P	RG	P	P	P	P	LG	LG	P	P
Porter, Sean.....	1-0	IL	IL	IL	P	RI	RI	RI	RI	RI	RI	RI	RI	RI	RI	RI	RI
Reese, Tevin.....	0-0	PS	PS	PS	PS	PS	PS	PS	PS	PS	PS	PS	PS	PS	PS	PS	PS
Rey, Vincent.....	16-13	P	P	WLB	WLB	P	MLB	MLB	WLB	WLB	WLB	WLB	WLB	WLB	WLB	WLB	LB
Robinson, Trevor.....	0-0	PS	PS	PS	PS	NWT	NWT	NWT	NWT	NWT	NWT	NWT	NWT	NWT	NWT	NWT	NWT
Sanu, Mohamed.....	16-13	P	WR	WR	WR	WR	WR	WR	WR	WR	WR	WR	P	WR	P	WR	WR
Sanzenbacher, Dane.....	10-1	P	P	P	P	P	3rdWR	P	IL	IL	DNP	IL	P	IL	P	P	P
Schaffer, J.K.....	0-0	RI	RI	RI	RI	RI	RI	RI	RI	RI	RI	RI	RI	NWT	NWT	NWT	NWT
Smith, Alex.....	2-0	P	P	RI	RI	RI	RI	RI	RI	RI	RI	RI	RI	RI	RI	RI	RI
Smith, Andre.....	9-9	ROT	ROT	ROT	ROT	ROT	ROT	ROT	ROT	IL	IL	ROT	RI	RI	RI	RI	RI
Still, Devon.....	12-0	PS	P	P	P	P	P	P	P	IL	P	P	P	P	P	IL	IL
Tate, Brandon.....	16-4	P	P	P	P	WR	WR	WR	P	P	P	P	P	P	P	P	3rdWR
Thompson, Brandon.....	11-0	P	P	IL	IL	IL	IL	IL	P	P	P	P	P	P	P	P	P
Ward, Eric.....	0-0	NWT	NWT	NWT	NWT	NWT	NWT	NWT	NWT	NWT	NWT	NWT	NWT	NWT	NWT	NWT	NWT
Whitworth, Andrew.....	16-16	LOT	LOT	LOT	LOT	LOT	LOT	LOT	LOT	LOT	LOT	LOT	LOT	LOT	LOT	LOT	LOT
Wilder, James Jr.....	0-0	PS	PS	PS	PS	PS	PS	PS	PS	PS	PS	PS	PS	PS	PS	PS	PS
Williams, Shawn.....	16-0	P	P	P	P	P	P	P	P	P	P	P	P	P	P	P	P
Winston, Eric.....	4-2	NWT	NWT	NWT	NWT	NWT	NWT	NWT	NWT	NWT	NWT	NWT	NWT	P	P	ROT	ROT
Wright, James.....	11-0	IL	P	P	P	P	P	P	P	P	P	P	P	IL	IL	IL	IL
Zeitler, Kevin.....	12-12	RG	RG	IL	IL	IL	RG	RG	IL	RG	RG	RG	RG	RG	RG	RG	RG

# 2014 POSTSEASON PARTICIPATION CHART

## LEGEND

(NOTE: Position designation indicates start.)

P — played as a substitute  
 DNP — did not play  
 IL — inactive list  
 PS — practice squad

RI — reserve/injured list  
 RPUP — reserve/physically unable to perform list  
 RNFI — reserve/non-football injury list  
 RNF-I — reserve/non-football illness list  
 RSBC — reserve/suspended by commissioner list

RF — reserve/future list  
 REX — roster exemption  
 ^ — reserve/injured player designated for return  
 \* — eligible to practice with a roster exemption  
 NWT — not with team

NAME	Cin. G-S	1-4 @Ind.	AFC Div.	AFC Chmp.	SB XLIX
Atkins, Geno.....	1-1	DT	—	—	—
Baca, Jeff.....	0-0	NWT	—	—	—
Bernard, Giovanni.....	1-0	P	—	—	—
Bodine, Russell.....	1-1	C	—	—	—
Boling, Clint.....	1-1	LG	—	—	—
Brock, Kevin.....	1-1	TE	—	—	—
Burfict, Vontaze.....	0-0	RI	—	—	—
Burkhead, Rex.....	1-1	2ndHB	—	—	—
Campbell, Jason.....	0-0	DNP	—	—	—
Carter, Chris.....	1-0	P	—	—	—
Clarke, Will.....	1-0	P	—	—	—
Cleary, Emmett.....	0-0	PS	—	—	—
Dalton, Andy.....	1-1	QB	—	—	—
Dennard, Darqueze.....	1-0	P	—	—	—
DilManche, Jayson.....	0-0	RI	—	—	—
Dunlap, Carlos.....	1-1	LDE	—	—	—
Eifert, Tyler.....	0-0	RI	—	—	—
Flowers, Marquis.....	1-0	P	—	—	—
Fort, L.J.....	0-0	PS	—	—	—
Fortt, Khairi.....	0-0	NWT	—	—	—
France, Dan.....	0-0	PS	—	—	—
Geathers, Kwame.....	0-0	PS	—	—	—
Geathers, Robert.....	1-0	P	—	—	—
Gilberry, Wallace.....	1-1	RDE	—	—	—
Green, A.J.....	0-0	IL	—	—	—
Greene, Kevin.....	0-0	NWT	—	—	—
Gresham, Jermaine.....	0-0	IL	—	—	—
Hall, Leon.....	1-1	RCB	—	—	—
Hamilton, Cobi.....	1-0	P	—	—	—
Harris, Clark.....	1-0	P	—	—	—
Hawkinson, Tanner.....	0-0	IL	—	—	—
Hewitt, Ryan.....	1-1	H-B	—	—	—
Hill, Jeremy.....	1-1	HB	—	—	—
Hopkins, Trey.....	0-0	RI	—	—	—
Huber, Kevin.....	1-0	P	—	—	—
Hunt, Margus.....	1-0	P	—	—	—
Iloka, George.....	1-1	SS	—	—	—
Jackson, Justin.....	0-0	NWT	—	—	—
Johnson, Nico.....	1-0	P	—	—	—
Johnson, T.J.....	0-0	DNP	—	—	—
Jones, Adam.....	1-1	nkIDB	—	—	—
Jones, Marvin.....	0-0	RI	—	—	—
King, David.....	0-0	NWT	—	—	—
Kirkpatrick, Dre.....	1-1	LCB	—	—	—
Lamur, Emmanuel.....	1-0	P	—	—	—
Lewis-Harris, Chris.....	0-0	IL	—	—	—
Little, Greg.....	1-0	P	—	—	—
Lockett, Colin.....	0-0	NWT	—	—	—
Manning, Terrell.....	0-0	NWT	—	—	—
Mausaluga, Rey.....	1-1	LB	—	—	—
Mays, Taylor.....	1-0	P	—	—	—
McCalebb, Onterio.....	0-0	PS	—	—	—
McCarron, AJ.....	0-0	IL	—	—	—
Meredith, Jamon.....	0-0	NWT	—	—	—
Montgomery, Sam.....	0-0	PS	—	—	—
Murphy, Jake.....	0-0	PS	—	—	—
Nelson, Reggie.....	1-1	FS	—	—	—
Newhouse, Marshall.....	1-0	P	—	—	—
Newman, Terence.....	1-0	P	—	—	—
Nugent, Mike.....	1-0	P	—	—	—
Otten, Ryan.....	0-0	NWT	—	—	—
Peerman, Cedric.....	1-0	P	—	—	—
Peko, Domata.....	1-1	NT	—	—	—
Pollak, Mike.....	1-0	P	—	—	—
Porter, Sean.....	0-0	RI	—	—	—
Reese, Tevin.....	0-0	PS	—	—	—
Rey, Vincent.....	1-1	LB	—	—	—
Robinson, Trevor.....	0-0	NWT	—	—	—
Sanu, Mohamed.....	1-1	WR	—	—	—
Sanzenbacher, Dane.....	0-0	RI	—	—	—
Schaffer, J.K.....	0-0	NWT	—	—	—
Smith, Alex.....	0-0	RI	—	—	—
Smith, Andre.....	0-0	RI	—	—	—
Still, Devon.....	0-0	IL	—	—	—
Tate, Brandon.....	1-0	P	—	—	—
Thompson, Brandon.....	1-0	P	—	—	—
Ward, Eric.....	0-0	PS	—	—	—
Whitworth, Andrew.....	1-1	LOT	—	—	—
Wilder, James Jr.....	0-0	PS	—	—	—
Williams, Shawn.....	1-0	P	—	—	—
Winston, Eric.....	1-1	ROT	—	—	—
Wright, James.....	0-0	IL	—	—	—
Zeitler, Kevin.....	1-1	RG	—	—	—

# 2014-15 TRANSACTIONS

(TRANSACTIONS FROM 6-12-13 THROUGH 6-18-14 ARE IN BENGALS 2014 MEDIA GUIDE)

- June 18, 2014 — Waived HB **Jeff Scott**.
- July 21, 2014 — Signed DT **LaKendrick Ross** (FA); Waived WR **Alex Neutz**.
- July 24, 2014 — Acquired WR **Conner Vernon** on waivers from Cleveland; Signed WR **Jeremy Johnson** (FA); Waived P **T.J. Conley**.
- July 26, 2014 — Waived OT **Curtis Feigt** (left squad).
- Aug. 4, 2014 — Signed QB **Andy Dalton\*** to a contract extension.
- Aug. 8, 2014 — Waived WR **Jeremy Johnson**, DT **Zach Minter** and WR **Conner Vernon**.
- Aug. 9, 2014 — Signed QB **Tyler Wilson** (FA).
- Aug. 17, 2014 — Waived G **Chandler Burden**.
- Aug. 25, 2014 — Terminated the contract of CB **R.J. Stanford**; Waived DT **Larry Black**, S **Isaiah Lewis**, K **Quinn Sharp** and WR **Ryan Whalen**.
- Aug. 26, 2014 — Waived TE **Kevin Brock**, WR **Jasper Collins**, LB **James Davidson**, LB **J.K. Schaffer** (injured), QB **Matt Scott** and CB **Lavelle Westbrook** (injured).
- Aug. 27, 2014 — Signed LB **Vontaze Burfict\*** to a contract extension; LB **J.K. Schaffer** and CB **Lavelle Westbrook** cleared waivers and reverted to the Reserve/Injured list.
- Aug. 29, 2014 — Terminated the contract of HB **BenJarvus Green-Ellis**; Waived LB **Brandon Joiner**, DT **LaKendrick Ross** and QB **Tyler Wilson**.
- Aug. 30, 2014 — Placed G **Trey Hopkins** on the Reserve/Injured list; Placed QB **AJ McCarron** on the Reserve/Non-Football Injury list; Placed CB **Chris Lewis-Harris** on the Reserve/Suspended by Commissioner list; Terminated the contracts of S **Danieal Manning** and OT **Will Svitek**; Waived CB **Lavelle Westbrook** from the Reserve/Injured list (injury settlement); Waived the following 13 players: H-B **Orson Charles**, OT **Dan France**, WR **Cobi Hamilton**, CB **Victor Hampton**, DT **David King**, WR **Colin Lockett**, CB **Onterio McCalebb**, DE **Dontay Moch**, DE **Sam Montgomery**, C **Trevor Robinson**, DT **Devon Still**, FB **Nikita Whitlock** and HB **James Wilder Jr.**.
- Aug. 31, 2014 — Signed the following nine players to the practice squad: OT **Dan France**, TE **Kevin Greene** (FA), DT **David King**, WR **Colin Lockett**, CB **Onterio McCalebb**, DE **Sam Montgomery**, C **Trevor Robinson**, DT **Devon Still**, and HB **James Wilder Jr.**.
- Sept. 3, 2014 — Signed WR **Tevin Reese** to the practice squad.
- Sept. 6, 2014 — Signed CB **Onterio McCalebb** from the practice squad; Waived DT **Christo Bilukidi**.
- Sept. 9, 2014 — Waived CB **Onterio McCalebb**.
- Sept. 10, 2014 — Signed DT **Devon Still** from practice squad; Placed TE **Tyler Eifert** on the Reserve/Injured list (designated for possible return); Signed CB **Onterio McCalebb** and TE **Ryan Otten** (FA) to practice squad.
- Sept. 15, 2014 — Announced that the NFL granted CB **Chris Lewis-Harris** (Reserve/Suspended by Commissioner list) a two-day roster exemption to participate in team activities.
- Sept. 16, 2014 — Signed TE **Kevin Brock** (FA); Placed TE **Alex Smith** on the Reserve/Injured list; Signed OT/G **Emmett Cleary** (FA) to the practice squad; Released TE **Ryan Otten** from the practice squad.
- Sept. 17, 2014 — Activated CB **Chris Lewis-Harris** from exemption status to the 53-player roster.
- Oct. 7, 2014 — Acquired LB **Khairi Fortt** on waivers from New Orleans; Placed LB **Sean Porter** on the Reserve/Injured list; C **Trevor Robinson** (practice squad) signed with San Diego.
- Oct. 8, 2014 — Signed G/C **Jeff Baca** (FA) to the practice squad.
- Oct. 14, 2014 — Signed WR **Greg Little** (FA); Placed WR **Marvin Jones** on the Reserve/Injured list; Waived LB **Khairi Fortt**; Signed WR **Cobi Hamilton** (FA) to practice squad; Released WR **Colin Lockett** from the practice squad.
- Oct. 15, 2014 — Signed LB **Nico Johnson** off Kansas City practice squad.
- Oct. 16, 2014 — Signed LB **Khairi Fortt** to the practice squad; Released G/C **Jeff Baca** from the practice squad.
- Nov. 3, 2014 — Signed LB **Justin Jackson** and TE **Jake Murphy** to the practice squad; Released TE **Kevin Greene** from the practice squad; LB **Khairi Fortt** (practice squad) signed with Jacksonville.
- Nov. 18, 2014 — Announced that QB **AJ McCarron** (Reserve/Non-Football Injury list) was eligible to return to practice on a roster exemption; Signed LB **Terrell Manning** to the practice squad; Released LB **Justin Jackson** from the practice squad.
- Nov. 25, 2014 — Signed OT **Jamon Meredith** (FA); Placed OT **Andre Smith** on the Reserve/Injured list; LB **Terrell Manning** (practice squad) signed with the N.Y. Giants.
- Nov. 26, 2014 — Signed LB **L.J. Fort** to the practice squad.
- Dec. 1, 2014 — Placed LB **Jayson DiManche** on the Reserve/Injured list.
- Dec. 2, 2014 — Signed OT **Eric Winston** (FA); Waived OT **Jamon Meredith**; Waived LB **J.K. Schaffer** from the Reserve/Injured list.
- Dec. 3, 2014 — Signed LB **Chris Carter** (FA).
- Dec. 9, 2014 — Activated QB **AJ McCarron** from the Reserve/Non-Football Injury list; Placed LB **Vontaze Burfict** on the Reserve/Injured list.
- Dec. 11, 2014 — Signed DT **Kwame Geathers** (FA) to the practice squad; DT **David King** (practice squad) signed with Seattle.
- Dec. 31, 2014 — Signed WR **Cobi Hamilton** from the practice squad; Placed WR **Dan Sanzenbacher** on the Reserve/Injured list.
- Jan. 1, 2015 — Signed WR **Eric Ward** (FA) to the practice squad.
- Jan. 5, 2015 — Signed the following seven practice squad players to the Reserve/Future list: LB **L.J. Fort**, OT **Dan France**, DT **Kwame Geathers**, CB **Onterio McCalebb**, TE **Jake Murphy**, WR **Tevin Reese**, WR **Eric Ward**.
- Jan. 9, 2015 — Signed TE **Kevin Brock\*** to a contract extension; Signed S **Shiloh Keo** (FA) to the Reserve/Future list.
- Jan. 11, 2015 — The practice squad contracts expired for OT/G **Emmett Cleary**, DE **Sam Montgomery** and HB **James Wilder Jr.**
- Jan. 14, 2015 — Signed HB **James Wilder Jr.** to the Reserve/Future list.
- Jan. 23, 2015 — Signed DE **Sam Montgomery** to the Reserve/Future list.
- Feb. 2, 2015 — Signed OT **Matthew O'Donnell** (FA).
- Feb. 20, 2015 — Terminated the contract of G **Mike Pollak**.
- Feb. 27, 2015 — Terminated the contracts of DE **Robert Geathers** and WR **Greg Little**.
- March 5, 2015 — Re-signed LB **Rey Mauluga**.
- March 9, 2015 — Re-signed K **Mike Nugent**.
- March 10, 2015 — Announced that tender offers were made to potential restricted free agent LB **Emmanuel Lamur** and potential exclusive rights CB **Chris Lewis-Harris**; Announced that a tender offer was not made to potential restricted free agent DT **Devon Still**; With the beginning of the new league year, the free agency signing period began; The following 11 players became unrestricted free agents: G **Clint Boling**, QB **Jason Campbell**, TE **Jermaine Gresham**, S **Taylor Mays**, OT **Marshall Newhouse**, CB **Terence Newman**, HB **Cedric Peerman**, WR **Dane Sanzenbacher**, TE **Alex Smith**, WR **Brandon Tate** and OT **Eric Winston**.
- March 11, 2015 — Re-signed G **Clint Boling** (UFA-Cin.), CB **Chris Lewis-Harris** (exclusive rights-Cin.) and OT **Eric Winston** (UFA-Cin.); Signed LB **A.J. Hawk** (FA); OT **Marshall Newhouse** (UFA-Cin.) signed with the N.Y. Giants.
- March 15, 2015 — Signed DE **Michael Johnson** (FA).
- March 19, 2015 — Signed CB **Brandon Ghee** (FA); Re-signed DT **Devon Still** (FA).
- March 26, 2015 — Signed DT **Pat Sims** (UFA-Oak.); S **Taylor Mays** signed with Minnesota.
- March 30, 2015 — CB **Terence Newman** (UFA-Cin.) signed with Minnesota.
- April 1, 2015 — Re-signed WR **Brandon Tate** (UFA-Cin.).
- April 2, 2015 — Signed QB **Josh Johnson** (UFA-S.F.).
- April 6, 2015 — Signed WR **Denarius Moore** (UFA-Oak.).
- April 8, 2015 — Re-signed LB **Emmanuel Lamur** (RFA-Cin.).
- April 9, 2015 — Re-signed HB **Cedric Peerman** (UFA-Cin.).

April 28, 2015 — Exercised options to extend the contracts of CB **Dre Kirkpatrick** and G **Kevin Zeitler** by one year each through 2016.

April 29, 2015 — Waived LB **L.J. Fort**.

April 30, 2015 — Selected one player in the annual NFL draft: OT **Cedric Ogbuehi** of Texas A&M in Round 1 (21st overall).

May 1, 2015 — Selected three players in the annual NFL draft: OT **Jake Fisher** of Oregon in Round 2 (53rd overall), TE **Tyler Kroft** of Rutgers in Round 3 (85th) and LB **P.J. Dawson** of Texas Christian in Round 3 (99); Waived WR **Eric Ward**.

May 2, 2015 — Selected five players in the annual NFL draft: CB **Josh Shaw** of Southern California in Round 4 (120th overall), DT **Marcus Hardison** of Arizona State in Round 4 (135th), TE **C.J. Uzomah** of Auburn in Round 5 (157th), S **Derron Smith** of Fresno State in Round 6 (197th) and WR **Mario Alford** of West Virginia in Round 7 (238th).

May 8, 2015 — Signed the following 11 college free agents: CB **Troy Hill** (CFA-Oregon), C/G **Chris Jasperse** (CFA-Marshall), WR **Jake Kumerow** (CFA-Wisconsin-Whitewater), TE **Matt Lengel** (CFA-Eastern Kentucky), K **Tom Obarski** (CFA-Concordia-St. Paul), S **Floyd Raven Sr.**

(CFA-Texas A&M), LB **Trevor Roach** (CFA-Nebraska), C **Jake Smith** (CFA-Louisville), HB **Terrell Watson** (CFA-Azusa Pacific), FB **Mark Weisman** (CFA-Iowa) and DT **DeShawn Williams** (CFA-Clemson).

May 9, 2015 — Added assistant coach **Robert Livingston** (Defensive Quality Control/Special Teams Assistant).

May 10, 2015 — Signed QB **Terrelle Pryor** (FA); Signed the following three college free agents: S **Erick Dargan** (CFA-Oregon), TE **John Peters** (CFA-Mount St. Joseph) and DT **Kalafitoni Pole** (CFA-Washington State); Signed WR **Mario Alford** (D7); Waived TE **Kevin Brock**.

May 12, 2015 — Signed S **Derron Smith** (D6).

May 14, 2015 — Signed TE **C.J. Uzomah** (D5).

May 18, 2015 — Signed LB **P.J. Dawson** (D3b), CB **Josh Shaw** (D4a) and DT **Marcus Hardison** (D4b).

May 20, 2015 — Signed OT **Jake Fisher** (D2).

May 28, 2015 — Signed TE **Tyler Kroft** (D3a).

June 11, 2015 — Signed OT **Cedric Ogbuehi** (D1).

June 18, 2015 — Deleted QB **Terrelle Pryor**.

June 24, 2015 — Signed QB **Keith Wenning** (FA).

\* *NOTE: Signed a new contract before finishing the final season(s) of existing contract.*

# 2014 GAME SUMMARIES

## WEEK 1, GAME 1

### Cincinnati Bengals 23, Baltimore Ravens 16 Sunday, Sept. 7, 2014 at M&T Bank Stadium

The Bengals were dangerously close to a gut-wrenching opening loss when Baltimore scored on an 80-yard TD pass from QB Joe Flacco to WR Steve Smith with 5:46 left, taking a 16-15 lead after trailing 15-0. But the Bengals responded on the second play of their next possession with a 77-yard scoring bomb from QB Andy Dalton to WR A.J. Green at the 4:58 mark. The Ravens had one more shot, moving to a third-and-four at the Cincinnati 16-yard line with 1:09 left, but the Bengals sacked Flacco on the next two plays to secure the win. DE Wallace Gilberry had one of the sacks and shared the other with S Reggie Nelson. The Bengals dominated the game well into the third quarter but could not cash a TD, moving ahead 15-0 on five Mike Nugent FGs in the first half. Nugent tied the NFL record for FGs in a half.

SCORE BY PERIODS	1	2	3	4	OT	PTS.
Cincinnati.....	6	9	0	8	—	23
Baltimore.....	0	0	7	9	—	16

TEAM — SCORING PLAY	QTR.-LEFT
Cin. — M.Nugent 49 field goal.....	1-10:25
Cin. — M.Nugent 22 field goal.....	1-1:25
Cin. — M.Nugent 28 field goal.....	2-10:13
Cin. — M.Nugent 46 field goal.....	2-4:36
Cin. — M.Nugent 38 field goal.....	2-2:07
Balt. — J.Forsett 13 run (J.Tucker kick).....	3-2:20
Balt. — J.Tucker 38 field goal.....	4-10:28
Balt. — S.Smith 80 pass from J.Flacco (run failed).....	4-5:46
Cin. — A.Green 77 pass from A.Dalton (M.Sanu pass from A.Dalton).....	4-4:58

Missed FGs: M. Nugent (45B), J. Tucker (55WR).  
Attendance: 70,925. Time: 3:14.

TEAM STATISTICS	CIN.	BALT.
First downs.....	16	26
Third down conversions-attempts.....	4-14	8-17
Total net yards.....	380	423
Net yards rushing.....	79	94
Net yards passing.....	301	329
Pass attempts-completions-interceptions.....	38-25-0	62-35-1
Sacks against-yards lost.....	0-0	3-16
Punts-average.....	4-37.8	4-42.3
Punt returns-yards.....	1-45	2-2
Kickoff returns-yards.....	0-0	4-109
Penalties-yards.....	4-45	3-29
Fumbles-lost.....	0-0	2-1
Time of possession.....	30:30	29:30

#### RUSHING

CIN.	ATT	YDS	LG	TD	BALT.	ATT	YDS	LG	TD
G.Bernard	14	48	16	0	J.Forsett	11	70	13t	1
J.Hill	4	19	8	0	B.Pierce	6	17	6	0
A.Green	1	5	5	0	J.Flacco	3	7	3	0
M.Sanu	1	4	4	0					
A.Dalton	6	3	3	0					
TOTALS	26	79	16	0	TOTALS	20	94	13	1

#### PASSING

CIN.	ATT	CMP	YDS	TD-I	BALT.	ATT	CMP	YDS	TD-I
A.Dalton	38	25	301	1-0	J.Flacco	62	35	345	1-1
TOTALS	38	25	301	1-0	TOTALS	62	35	345	1-1

#### RECEIVING

CIN.	NO	YDS	LG	TD	BALT.	NO	YDS	LG	TD
A.Green	6	131	77t	1	D.Pitta	10	83	23	0
G.Bernard	6	62	32	0	S.Smith	7	118	80t	1
M.Sanu	4	36	13	0	J.Forsett	5	14	6	0
B.Tate	4	19	7	0	O.Daniels	4	34	12	0
T.Eifert	3	37	20	0	K.Aiken	4	30	8	0
J.Gresham	2	16	12	0	T.Smith	3	50	25	0
					J.Jones	2	16	11	0
TOTALS	25	301	77t	1	TOTALS	35	345	80t	1

#### DEFENSE

Cincinnati (press box stats) — ST-AT-TT: E.Lamur 5-5-10, R.Nelson 6-3-9, T.Newman 5-2-7, A.Jones 4-1-5, V.Burfict 4-0-4, G.Iloka 4-0-4, W.Gilberry 3-1-4, B.Thompson 3-1-4, V.Rey 2-2-4, L.Hall 3-0-3, C.Dunlap 2-1-3, R.Mauluga 1-2-3, D.Kirkpatrick 2-0-2, D.Peko 0-2-2, G.Atkins 1-0-1, R.Gaethers 1-0-1. SKS.-YDS.: W.Gilberry 1.5-8.5, C.Dunlap 1-4, R.Nelson 0.5-3.5. INT.-YDS.: E.Lamur 1-1. PD: V.Rey 2, V.Burfict 1, W.Gilberry 1, L.Hall 1, M.Hunt 1, E.Lamur 1, T.Newman 1. FF: V.Burfict 1. FR-YDS.: 1-0.

Baltimore (press box stats) — ST-AT-TT: D.Smith 4-5-9, D.Stewart 4-5-9, C.Mosley 4-2-6, A.Jackson 5-0-5, C.Brown 4-1-5, J.Smith 2-3-5, T.Suggs 2-3-5, C.Canty 2-2-4, C.Upshaw 2-1-3, M.Elam 1-2-3, D.Tyson 1-2-3, B.Williams 1-1-2, T.Jernigan 0-2-2, H.Ngata 0-2-2, E.Dumervil 0-1-1. SKS.-YDS.: None. INT.-YDS.: None. PD: A.Jackson 1, P.McPhee 1, C.Mosley 1, H.Ngata 1, J.Smith 1. FF: None. FR-YDS.: None.

## WEEK 2, GAME 2

### Cincinnati Bengals 24, Atlanta Falcons 10 Sunday, Sept. 14, 2014 at Paul Brown Stadium

The Bengals started slowly, missing two FGs with the score tied 3-3. But Cincinnati broke ahead 10-3 late in the second quarter, as a 91-yard drive featured a 46-yard gain by HB Giovani Bernard on a short pass and a four-yard TD run by Bernard. Bernard had 169 yards from scrimmage (90 rushing and 79 receiving). His 27 rushing attempts topped by 12 his previous career high. Two more TDs in the third quarter sealed the deal as Cincinnati went ahead 24-3. One of the TDs came on a 76-yard pass from QB Andy Dalton to WR Mohamed Sanu, as Dalton became the first Bengals QB to complete a pass of 75-plus in each of two consecutive games. A week earlier, the Falcons had won their opener in OT against New Orleans with 568 yards of offense. QB Matt Ryan had passed for three TDs and no INTs against the Saints. But the Bengals held Atlanta to 309 yards and intercepted three Ryan passes. The victory was Cincinnati's 10th straight in the regular season at home, tying a franchise record set in 1988-89. The Bengals completed a second straight game without allowing a sack or turnover on offense, marking the first time in franchise history for such a feat in Games 1-2. Cincinnati improved to 2-0 and took an undisputed one-game lead in the AFC North. Atlanta dropped to 1-1.

SCORE BY PERIODS	1	2	3	4	OT	PTS.
Atlanta.....	3	0	0	7	—	10
Cincinnati.....	3	7	14	0	—	24

TEAM — SCORING PLAY	QTR.-LEFT
Cin. — M.Nugent 31 field goal.....	1-5:19
Atl. — M.Bryant 46 field goal.....	1-1:08
Cin. — G.Bernard 4 run (M.Nugent kick).....	2-2:11
Cin. — M.Sanu 76 pass from A.Dalton (M.Nugent kick).....	3-10:58
Cin. — J.Hill 1 run (M.Nugent kick).....	3-6:28
Atl. — J.Jones 14 pass from M.Ryan (M.Bryant kick).....	4-8:35

Missed FGs: M.Nugent (38WR, 49WL, 55SH).  
Attendance: 58,574. Time: 3:11.

TEAM STATISTICS	ATL.	CIN.
First downs.....	19	21
Third down conversions-attempts.....	3-12	6-14
Total net yards.....	309	472
Net yards rushing.....	97	170
Net yards passing.....	212	302
Pass attempts-completions-interceptions.....	44-24-3	24-16-0
Sacks against-yards lost.....	2-19	0-0
Punts-average.....	6-44.3	4-42.8
Punt returns-yards.....	1-7	3-26
Kickoff returns-yards.....	4-118	1-29
Penalties-yards.....	7-56	7-55
Fumbles-lost.....	0-0	0-0
Time of possession.....	27:01	32:59

#### RUSHING

ATL.	ATT	YDS	LG	TD	CIN.	ATT	YDS	LG	TD
S.Jackson	11	46	13	0	G.Bernard	27	90	12	1
M.Ryan	3	28	12	0	J.Hill	15	74	13	1
J.Rodgers	5	23	9	0	A.Dalton	3	6	4	0
TOTALS	19	97	13	0	TOTALS	45	170	13	2

#### PASSING

ATL.	ATT	CMP	YDS	TD-I	CIN.	ATT	CMP	YDS	TD-I
M.Ryan	44	24	231	1-3	A.Dalton	23	15	252	1-0
					M.Sanu	1	1	50	0-0
TOTALS	44	24	231	1-3	TOTALS	24	16	302	1-0

#### RECEIVING

ATL.	NO	YDS	LG	TD	CIN.	NO	YDS	LG	TD
J.Jones	7	88	24	1	G.Bernard	5	79	46	0
R.White	5	42	19	0	M.Sanu	3	84	76t	1
H.Douglas	4	38	16	0	J.Gresham	3	25	19	0
D.Freeman	2	22	18	0	D.Sanzenbacher	2	42	26	0
A.Smith	2	19	15	0	J.Hill	2	22	18	0
L.Tollolo	2	13	10	0	B.Tate	1	50	50	0
S.Jackson	1	7	7	0					
D.Hester	1	2	2	0					
TOTALS	24	231	24	1	TOTALS	16	302	76t	1

#### DEFENSE

Atlanta (press box stats) — ST-AT-TT: P.Worilow 6-8-14, J.Bartu 8-1-9, D.Lowery 4-2-6, P.Solai 4-2-6, K.Biermann 3-3-6, W.Moore 2-4-6, P.Shembo 2-4-6, R.Alford 2-3-5, J.Massaquoi 2-2-4, J.Babineaux 2-0-2, D.Trufant 2-0-2, R.Hageman 1-1-2, R.McClain 1-1-2, C.Peters 1-1-2, M.Goodman 0-2-2. SKS.-YDS.: None. INT.-YDS.: None. PD: D.Trufant 1. FF: None. FR-YDS.: None.

Cincinnati (press box stats) — ST-AT-TT: T.Newman 7-3-10, E.Lamur 5-3-8, L.Hall 5-1-6, D.Peko 3-2-5, A.Jones 4-0-4, V.Burfict 2-2-4, R.Nelson 2-2-4, W.Gilberry 3-0-3, D.Still 2-1-3, C.Dunlap 1-1-2, G.Iloka 1-0-1, G.Atkins 0-1-1, R.Mauluga 0-1-1, V.Rey 0-1-1. SKS.-YDS.: C.Dunlap 1-10, R.Nelson 1-9. INT.-YDS.: G.Iloka 2-42, L.Hall 1-(-3). PD: G.Iloka 3, T.Newman 3, L.Hall 2, V.Burfict 1, C.Dunlap 1, A.Jones 1, E.Lamur 1, R.Nelson 1. FF: None. FR-YDS.: None.



WEEK 3, GAME 3

Cincinnati Bengals 33, Tennessee Titans 7  
Sunday, Sept. 21, 2014 at Paul Brown Stadium

The Bengals broke to a 10-0 lead on the last snap of the first quarter, on one of their most entertaining plays in recent years, a TD pass from WR Mohamed Sanu to QB Andy Dalton covering 18 yards. Dalton lateraled to Sanu on an apparent end-around, but Sanu pulled up and threw back across the field to Dalton, who snatched the ball against tight coverage from CB Bliidi Wreh-Wilson before dashing to the end zone. Dalton became the first QB in Bengals history to catch a TD pass, and Sanu became the first Bengals WR to throw one. It was all Bengals from that point on, as Cincinnati rolled to a 33-0 lead before allowing a Tennessee TD in the fourth quarter. The Bengals' defense allowed the Titans to convert their first two third-down situations and then stopped them on their last 10 opportunities. The victory was Cincinnati's 11th straight at home in the regular season, dating back to the 2012 home finale, setting a club record. The Bengals improved to 3-0 and maintained a one-game lead over Baltimore and Pittsburgh in the AFC North. The Titans fell to 1-2.

SCORE BY PERIODS table with columns 1, 2, 3, 4, OT, PTS. for Tennessee and Cincinnati.

TEAM — SCORING PLAY table with columns QTR., LEFT, and play details.

Missed FGs: R.Succop (40WR, 44WR). Attendance: 56,743. Time: 2:56.

TEAM STATISTICS table with columns TENN., CIN., and various stats like First downs, Total net yards, etc.

RUSHING table with columns TENN., CIN., ATT, YDS, LG, TD.

PASSING table with columns TENN., CIN., ATT, CMP, YDS, TD-I.

RECEIVING table with columns TENN., CIN., NO, YDS, LG, TD.

DEFENSE

Tennessee (press box stats) — ST-AT-TT: W.Woodyard 5-4-9, B.Pollard 4-1-5, J.McCourty 4-1-5, M.Griffin 4-0-4, A.Williamson 2-2-4, B.Wreh-Wilson 3-0-3, J.Casey 2-1-3, C.Sensabaugh 2-1-3, G.Wilson 2-1-3, S.Hill 1-2-3, K.Wimbley 1-2-3, Z.Gooden 0-3-3, A.Woods 1-1-2, D.Morgan 1-0-1, S.Phillips 1-0-1, R.Pitoitua 0-1-1. SKS.-YDS.: None. INT.-YDS.: G.Wilson 1-0. PD: S.Hill 1, J.McCourty 1, G.Wilson 1, B.Wreh-Wilson 1. FF: None. FR-YDS.: None.

Cincinnati (press box stats) — ST-AT-TT: G.Iloka 7-1-8, C.Dunlap 6-0-6, R.Nelson 3-3-6, A.Jones 5-0-5, V.Rey 3-0-3, E.Lamur 2-1-3, D.Peko 2-1-3, R.Geathers 1-2-3, D.Dennard 2-0-2, L.Hall 2-0-2, D.Still 2-0-2, R.Maulaluga 1-1-2, G.Atkins 0-2-2, W.Gilberry 0-2-2, T.Newman 0-2-2, D.Kirkpatrick 1-0-1, M.Hunt 0-1-1. SKS.-YDS.: C.Dunlap 1-5, D.Dennard 1-3. INT.-YDS.: R.Geathers 1-2, R.Nelson 1-0. PD: R.Geathers 1, G.Iloka 1, A.Jones 1, R.Nelson 1, T.Newman 1. FF: None. FR-YDS.: None.

WEEK 5, GAME 4

New England Patriots 43, Cincinnati Bengals 17  
Sunday night, Oct. 5, 2014 at Gillette Stadium

The Bengals started the Sunday night game as the NFL's only remaining unbeaten team (3-0), but New England quickly signaled that the singular status would end. The Patriots scored TDs on their first two possessions for a 14-0 lead, and the Bengals were not able to reduce that deficit into single figures. Cincinnati pulled to within 20-10 in the third quarter, when CB Adam Jones' 47-yard punt return set up a TD pass from Andy Dalton to WR Mohamed Sanu, but the Patriots responded with an 86-yard TD drive and then went up 34-10 when CB Kyle Arrington returned WR Brandon Tate's fumble of the ensuing kickoff for a TD. The Patriots churned out 505 yards of net offense, most allowed by the Bengals since Sept. 16, 2007 at Cleveland, and New England posted a deadly plus-three edge in turnover differential (three fumble recoveries, no giveaways). Though falling to 3-1 on the season, the Bengals held on to the AFC North Division lead by a half game over Baltimore and Pittsburgh. The Patriots improved to 3-2.

SCORE BY PERIODS table with columns 1, 2, 3, 4, OT, PTS. for Cincinnati and New England.

TEAM — SCORING PLAY table with columns QTR., LEFT, and play details.

Missed FGs: M.Nugent (52SH). Attendance: 68,756. Time: 3:00.

TEAM STATISTICS table with columns CIN., N.E., and various stats like First downs, Total net yards, etc.

RUSHING table with columns CIN., N.E., ATT, YDS, LG, TD.

PASSING table with columns CIN., N.E., ATT, CMP, YDS, TD-I.

RECEIVING table with columns CIN., N.E., NO, YDS, LG, TD.

DEFENSE

Cincinnati (press box stats) — ST-AT-TT: G.Iloka 5-4-9, R.Maulaluga 5-4-9, T.Newman 7-1-8, L.Hall 4-4-8, D.Peko 3-5-8, V.Rey 5-2-7, E.Lamur 4-3-7, W.Gilberry 3-4-7, C.Dunlap 2-3-5, R.Nelson 2-2-4, A.Jones 2-1-3, R.Geathers 1-2-3, G.Atkins 1-1-2, D.Still 0-2-2, D.Kirkpatrick 1-0-1. SKS.-YDS.: R.Geathers 1-7. INT.-YDS.: None. PD: E.Lamur 2, A.Jones 1. FF: None. FR-YDS.: None.

New England (press box stats) — ST-AT-TT: J.Mayo 4-4-8, K.Arrington 4-3-7, P.Chung 4-2-6, D.Revis 4-1-5, J.Collins 1-3-4, A.Dennard 2-1-3, R.Ninkovich 2-1-3, Ch.Jones 1-2-3, L.Ryan 1-0-1, C.Walker 1-0-1, M.Buchanan 0-1-1, D.Easley 0-1-1, D.McCourty 0-1-1, D.Skinner 0-1-1, V.Wilfork 0-1-1. SKS.-YDS.: Ch.Jones 1-8. INT.-YDS.: None. PD: D.McCourty 1. FF: K.Arrington 1, D.Revis 1. FR-YDS.: J.Collins 1-3, D.Harmon 1-(-1).

WEEK 6, GAME 5

Cincinnati Bengals 37, Carolina Panthers 37  
Sunday, Oct. 12, 2014 at Paul Brown Stadium

The Bengals and Panthers played to the highest-scoring tie in the NFL's era of regular-season overtime, topping a 35-all deadlock between Denver and Pittsburgh in 1974, the first year of such OT. Two American Football League games prior to the OT era played to higher tie scores. It was the third tie in Bengals history, and the first Bengals OT game affected by the 2013 rule change that does not give a victory to a team scoring a FG on the opening possession. The Bengals did that, taking a 37-34 lead, but the Panthers came back to tie at 37, and the contest ended in a tie when Bengals K Mike Nugent missed a 36-yard FG try as the OT period expired. The Bengals exited with a 3-1-1 record, good for a percentage points lead over 4-2 Baltimore in the AFC North. Carolina fell to 3-2-1.

SCORE BY PERIODS table with columns 1, 2, 3, 4, OT, PTS. for Carolina and Cincinnati.

TEAM - SCORING PLAY QTR.-LEFT table listing plays for Carolina and Cincinnati with time of play.

Missed FGs: G.Gano (38WR), M.Nugent (36WR).  
Attendance: 57,053. Time: 3:59.

TEAM STATISTICS CAR. CIN. table with columns for various statistics like First downs, Total net yards, etc.

RUSHING CAR. CIN. table with columns for ATT, YDS, LG, TD for individual players and totals.

PASSING CAR. CIN. table with columns for ATT, CMP, YDS, TD-I for individual players and totals.

RECEIVING CAR. CIN. table with columns for NO, YDS, LG, TD for individual players and totals.

DEFENSE table with columns for ST-AT-TT, SKS.-YDS., INT.-YDS., PD, FF for individual players and totals.

Cincinnati (press box stats) — ST-AT-TT: R.Nelson 9-2-11, V.Burfict 7-3-10, A.Jones 5-3-8, E.Lamur 5-3-8, C.Dunlap 4-1-5, T.Newman 3-2-5, L.Hall 3-1-4, R.Mauualuga 2-2-4, D.Peko 2-1-3, W.Gilberry 1-2-3, R.Geathers 1-1-2, V.Rey 1-1-2, G.Iloka 0-2-2, G.Atkins 1-0-1, D.Still 1-0-1. SKS.-YDS.: None. INT.-YDS.: R.Nelson 1-31. PD: R.Nelson 2, L.Hall 1, A.Jones 1, T.Newman 1, R.Geathers 1, G.Iloka 1. FF: None. FR-YDS.: None.

WEEK 7, GAME 6

Indianapolis Colts 27, Cincinnati Bengals 0  
Sunday, Oct. 19, 2014 at Lucas Oil Stadium

The Bengals were outgained by 371 yards — 506 to 135 — and they suffered only their second shutout in 12 seasons under head coach Marvin Lewis. The first of those, 37-0 against the N.Y. Jets in the 2009 season finale, came in a game when Cincinnati's starters saw virtually no action with a playoff berth already clinched. The Bengals trailed only 10-0 at halftime, thanks in large part to a plus-two turnover advantage (two lost fumbles by the Colts), but Indianapolis drove 85 yards on eight plays for a TD on its first third-quarter possession, ending any reasonable suspense over the outcome. The Bengals reached the Colts' four-yard line in the fourth quarter but gave up possession on downs. The Bengals fell to 3-2-1 on the season, a game behind Baltimore in the AFC North Division race. Indianapolis won its fifth straight after an 0-2 start.

SCORE BY PERIODS table with columns 1, 2, 3, 4, OT, PTS. for Cincinnati and Indianapolis.

TEAM - SCORING PLAY QTR.-LEFT table listing plays for Indianapolis with time of play.

TEAM STATISTICS CIN. IND. table with columns for various statistics like First downs, Total net yards, etc.

RUSHING CIN. IND. table with columns for ATT, YDS, LG, TD for individual players and totals.

PASSING CIN. IND. table with columns for ATT, CMP, YDS, TD-I for individual players and totals.

RECEIVING CIN. IND. table with columns for NO, YDS, LG, TD for individual players and totals.

DEFENSE

Cincinnati (press box stats) — ST-AT-TT: V.Rey 7-9-16, R.Nelson 5-4-9, J.DiManche 4-3-7, G.Iloka 3-2-5, A.Jones 3-2-5, D.Peko 3-2-5, C.Dunlap 1-4-5, L.Hall 4-0-4, M.Flowers 2-2-4, V.Burfict 1-3-4, T.Newman 3-0-3, D.Dennard 2-1-3, W.Gilberry 0-3-3, R.Geathers 1-0-1, D.Kirkpatrick 1-0-1, G.Atkins 0-1-1, M.Hunt 0-1-1, D.Still 0-1-1. SKS.-YDS.: D.Peko 1-0, G.Atkins 0.5-4.5, C.Dunlap 0.5-4.5. INT.-YDS.: None. PD: A.Jones 2, C.Dunlap 1, L.Hall 1. FF: C.Dunlap 1. FR-YDS.: C.Dunlap 1-0, A.Jones 1-0.

Indianapolis (press box stats) — ST-AT-TT: J.Freeman 4-3-7, D.Jackson 3-4-7, C.Redding 2-3-4, V.Davis 3-0-3, J.Gordy 3-0-3, R.Jean Francois 1-2-3, S.Brown 2-0-2, G.Toler 2-0-2, E.Walden 1-1-2, M.Adams 1-0-1, Z.Kerr 1-0-1, J.McNary 1-0-1, J.Newsome 1-0-1, L.Purifoy 1-0-1, B.Werner 1-0-1, M.Hughes 0-1-1, A.Studebaker 0-1-1. SKS.-YDS.: C.Redding 1-8, R.Jean Francois 1-6, B.Werner 1-5, Z.Kerr 1-4. INT.-YDS.: None. PD: V.Davis 4, M.Adams 1, S.Brown 1, J.Freeman 1, Z.Kerr 1, G.Toler 1. FF: None. FR-YDS.: None.

WEEK 8, GAME 7

Cincinnati Bengals 27, Baltimore Ravens 24 Sunday, Oct. 26, 2014 at Paul Brown Stadium

The Bengals completed a two-game sweep over their AFC North rival, and for the second time on the season, they did it with a fourth-quarter comeback. After Baltimore had erased a 17-6 Bengals lead to go ahead 24-20 in the final period, the Bengals mounted a 10-play, 80-yard march for the winning score. QB Andy Dalton kept the drive alive with two key third-down passes — one of them 53 yards to WR Mohamed Sanu on a third-and-10 play — and Dalton scored the winning TD himself on a one-yard sneak on fourth down. Playing for a third straight game without injured flagship WR A.J. Green, the Bengals netted 266 passing yards, including a career-high 125 from Sanu on five catches. Sanu had a spectacular one-handed catch to gain 48 yards on Cincinnati's first TD drive, and he also gained 27 rushing yards. The Bengals scored three TDs in five red-zone chances (60 percent) against a defense that entered the game with an NFL-best defensive TD percentage of only 36.4. Cincinnati improved to 4-2-1 and took first place in the AFC North Division by percentage points over the Ravens, who fell to 5-3.

SCORE BY PERIODS table with columns 1, 2, 3, 4, OT, PTS. Rows for Baltimore and Cincinnati.

TEAM — SCORING PLAY table with columns QTR-LEFT. Lists plays like A.Dalton 1 run (M.Nugent kick) and J.Tucker 45 field goal.

Missed FGs: None. Attendance: 55,711. Time: 2:59.

TEAM STATISTICS table with columns BALT., CIN. Rows include First downs, Third down conversions, Total net yards, etc.

RUSHING table with columns BALT., ATT, YDS, LG, TD, CIN., ATT, YDS, LG, TD. Lists players like J.Forsett, L.Taliaferro, J.Flacco.

PASSING table with columns BALT., ATT, CMP, YDS, TD-I, CIN., ATT, CMP, YDS, TD-I. Lists players like J.Flacco, A.Dalton.

RECEIVING table with columns BALT., NO, YDS, LG, TD, CIN., NO, YDS, LG, TD. Lists players like M.Campanaro, S.Smith, J.Forsett.

DEFENSE table with columns BALT., NO, YDS, LG, TD, CIN., NO, YDS, LG, TD. Lists players like C.Mosley, D.Smith, H.Ngata.

Baltimore (press box stats) — ST-AT-TT: C.Mosley 8-5-13, D.Smith 3-10-13, H.Ngata 5-3-8, B.Williams 4-2-6, T.Brooks 3-1-4, T.Suggs 2-2-4, C.Upshaw 2-2-4, L.Webb 1-3-4, D.Franks 3-0-3, D.Stewart 2-1-3, M.Elam 1-1-2, T.Jernigan 1-1-2, E.Dumervil 1-0-1, W.Hill 1-0-1, A.McClellan 1-0-1, P.McPhee 0-1-1. SKS.-YDS.: H.Ngata 1-21, T.Suggs 1-6. INT.-YDS.: C.Mosley 1-5. PD: D.Franks 3, M.Elam 1, C.Mosley 1. FF: H.Ngata 1, D.Smith 1. FR-YDS.: D.Smith 1-39.

Cincinnati (press box stats) — ST-AT-TT: L.Hall 4-3-7, V.Burfict 1-6-7, R.Nelson 3-2-5, G.Iloka 2-3-5, E.Lamur 2-3-5, V.Rey 1-4-5, W.Gilberry 0-5-5, G.Atkins 3-1-4, T.Newman 2-2-4, D.Still 3-0-3, C.Dunlap 2-1-3, D.Peko 1-2-3, R.Geathers 0-2-2, M.Hunt 1-0-1. SKS.-YDS.: G.Atkins 1-8. INT.-YDS.: A.Jones 1-12, E.Lamur 1-5. PD: M.Flowers 1, A.Jones 1, D.Kirkpatrick 1, E.Lamur 1, T.Newman 1. FF: G.Atkins 1. FR-YDS.: None.

WEEK 9, GAME 8

Cincinnati Bengals 33, Jacksonville Jaguars 23 Sunday, Nov. 2, 2014 at Paul Brown Stadium

The Bengals rolled to leads of 19-3 in the third quarter and 26-10 in the fourth quarter, but the Jaguars, coming in at 1-7, made it interesting, closing to within 26-23 with 8:13 left. The Jaguars' score to close within three was set up when LB J.T. Thomas III intercepted an Andy Dalton pass and returned it 10 yards to the Bengals' seven-yard line. But on the Bengals' first scrimmage play after that Jacksonville TD, rookie HB Jeremy Hill capped a day to remember by rushing 60 yards for a TD and the eventual 33-23 final margin. Hill, making his first NFL start due to an injury to HB Giovani Bernard, rushed 24 times for 154 yards and two TDs and also caught a nine-yard pass. The Bengals special teams got hands on two Jaguars punts. HB Rex Burkhead tipped a second quarter punt to help set up a FG drive, and S Taylor Mays blocked one out of the end zone in the second quarter for a safety. The Bengals improved to 5-2-1 and remained in first place in the AFC North, by percentage points over 6-3 Pittsburgh. The Jaguars fell to 1-8.

SCORE BY PERIODS table with columns 1, 2, 3, 4, OT, PTS. Rows for Jacksonville and Cincinnati.

TEAM — SCORING PLAY table with columns QTR-LEFT. Lists plays like J.Scobee 25 field goal and M.Sanu 19 pass from A.Dalton.

Missed FGs: None. Attendance: 60,057. Time: 3:13.

TEAM STATISTICS table with columns JAX., CIN. Rows include First downs, Third down conversions, Total net yards, etc.

RUSHING table with columns JAX., ATT, YDS, LG, TD, CIN., ATT, YDS, LG, TD. Lists players like D.Robinson, T.Gerhart, B.Bortles.

PASSING table with columns JAX., ATT, CMP, YDS, TD-I, CIN., ATT, CMP, YDS, TD-I. Lists players like B.Bortles, A.Dalton.

RECEIVING table with columns JAX., NO, YDS, LG, TD, CIN., NO, YDS, LG, TD. Lists players like A.Hurns, C.Shortts, A.Robinson.

DEFENSE table with columns JAX., NO, YDS, LG, TD, CIN., NO, YDS, LG, TD. Lists players like J.Cyprien, J.Thomas.

Jacksonville (press box stats) — ST-AT-TT: J.Cyprien 4-5-9, J.Thomas 2-6-8, T.Smith 5-2-7, D.Gratz 3-3-6, J.Evans 2-4-6, S.Martin 2-2-4, D.McCray 2-2-4, T.Aluolu 0-4-4, J.George 2-1-3, S.Marks 2-1-3, L.Reynolds 2-1-3, R.Davis 1-2-3, A.Jones 1-2-3, C.Clemons 1-1-2, G.Hayes 1-1-2, E.Hood 1-1-2, R.Miller 1-0-1, R.Bryant 0-1-1, C.Smith 0-1-1. SKS.-YDS.: S.Marks 1-1, R.Davis 0-5-0, C.Smith 0-5-0. INT.-YDS.: J.Thomas 1-10, S.Martin 1-0. PD: S.Martin 2, J.Thomas 2, D.Gratz 1, R.Miller 1. FF: R.Davis 1. FR-YDS.: None.

Cincinnati (press box stats) — ST-AT-TT: E.Lamur 3-5-8, G.Atkins 5-1-6, T.Newman 4-2-6, G.Iloka 5-0-5, L.Hall 2-3-5, V.Rey 2-3-5, C.Dunlap 3-1-4, W.Gilberry 2-2-4, A.Jones 2-2-4, R.Nelson 2-1-3, B.Thompson 1-1-2, D.Still 0-2-2, R.Geathers 1-0-1, M.Hunt 1-0-1, N.Johnson 1-0-1, D.Peko 0-1-1. SKS.-YDS.: C.Dunlap 1-8, M.Hunt 1-6. INT.-YDS.: G.Iloka 1-16. PD: G.Iloka 2, E.Lamur 2, G.Atkins 1, T.Newman 1, V.Rey 1. FF: None. FR-YDS.: None.

WEEK 10, GAME 9

Cleveland Browns 24, Cincinnati Bengals 3
Thursday night, Nov. 6, 2014 at Paul Brown Stadium

The Bengals mustered only 165 net offensive yards and finished minus-three in turnover differential as the visiting Browns posted their largest winning margin since 1994 in the Battle of Ohio.

SCORE BY PERIODS table with columns 1, 2, 3, 4, OT, PTS. Rows for Cleveland and Cincinnati.

TEAM - SCORING PLAY table with columns QTR.-LEFT and TD. Rows for Cleveland and Cincinnati.

Missed FGs: B.Cundiff (44WR). Attendance: 65,871. Time: 3:14.

TEAM STATISTICS table with columns CLE. and CIN. Rows for First downs, Third down conversions, Total net yards, etc.

RUSHING table with columns CLE. and CIN. Rows for T.West, I.Crowell, B.Tate, B.Hoyer, and TOTALS.

PASSING table with columns CLE. and CIN. Rows for B.Hoyer and TOTALS.

RECEIVING table with columns CLE. and CIN. Rows for M.Austin, T.Benjamin, T.Gabriel, G.Barnidge, B.Tate, and TOTALS.

DEFENSE Cleveland (press box stats) - ST-AT-TT: K.Dansby 1-7-8, D.Bryant 3-3-6, J.Sheard 1-4-5, D.Whitner 2-2-4, K.Williams 1-3-4, C.Kirksey 2-1-3, J.Haden 2-1-3, J.Leonard 2-1-3, B.Skrine 2-1-3, P.Taylor 2-1-3, T.Gipson 1-2-3, C.Robertson 1-2-3, P.Kruger 1-1-2, B.Winn 1-0-1. SKS.-YDS.: D.Bryant 2-14. INT.-YDS.: B.Skrine 2-30, C.Robertson 1-15. PD: B.Skrine 3, J.Haden 2, K.Williams 2, T.Gipson 1, C.Kirksey 1, P.Kruger 1, C.Robertson 1, P.Taylor 1, D.Whitner 1. FF: T.Gipson 1. FR-YDS.: J.Haden 1-0.

Cincinnati (press box stats) - ST-AT-TT: E.Lamur 5-6-11, N.Johnson 6-4-10, V.Rey 1-9-10, G.Iloka 7-1-8, A.Jones 6-2-8, R.Nelson 3-5-8, B.Thompson 1-5-6, C.Dunlap 2-3-5, T.Newman 2-3-5, D.Peko 2-1-3, W.Gilberry 1-2-3, D.Kirkpatrick 1-2-3, D.Still 1-2-3, M.Hunt 2-0-2, G.Atkins 1-0-1. SKS.-YDS.: None. INT.-YDS.: None. PD: R.Nelson 2, G.Iloka 1, A.Jones 1. FF: None. FR-YDS.: None.

WEEK 11, GAME 10

Cincinnati Bengals 27, New Orleans Saints 10
Sunday, Nov. 16, 2014 at Mercedes-Benz Superdome

QB Andy Dalton posted a career-best 143.9 passer rating as the Bengals rolled with relative ease over New Orleans. Dalton threw two TD passes to TE Jermaine Gresham and one to WR A.J. Green, and the Cincinnati defense held the Saints to 330 yards, 105 less than the 435.0 average that had them ranked second in the NFL prior to the game.

SCORE BY PERIODS table with columns 1, 2, 3, 4, OT, PTS. Rows for Cincinnati and New Orleans.

TEAM - SCORING PLAY table with columns QTR.-LEFT and TD. Rows for Cincinnati and New Orleans.

Missed FGs: None. Attendance: 73,073. Time: 2:50.

TEAM STATISTICS table with columns CIN. and N.O. Rows for First downs, Third down conversions, Total net yards, etc.

RUSHING table with columns CIN. and N.O. Rows for J.Hill, C.Peerman, A.Dalton, R.Burkhead, and TOTALS.

PASSING table with columns CIN. and N.O. Rows for A.Dalton and TOTALS.

RECEIVING table with columns CIN. and N.O. Rows for A.Green, R.Burkhead, M.Sanu, J.Gresham, J.Hill, J.Wright, and TOTALS.

DEFENSE Cincinnati (press box stats) - ST-AT-TT: V.Rey 10-2-12, E.Lamur 8-2-10, D.Peko 5-3-8, R.Nelson 5-2-7, A.Jones 5-1-6, L.Hall 3-2-5, R.Mauluga 3-0-3, W.Gilberry 1-2-3, C.Dunlap 2-0-2, D.Kirkpatrick 2-0-2, G.Atkins 1-1-2, B.Thompson 1-1-2, R.Geathers 0-2-2, W.Clarke 1-0-1, D.Dennard 1-0-1, G.Iloka 1-0-1. SKS.-YDS.: None. INT.-YDS.: None. PD: D.Kirkpatrick 2, D.Dennard 1, C.Dunlap 1, R.Geathers 1. FF: C.Dunlap 1. FR-YDS.: W.Clarke 1-0.

New Orleans (press box stats) - ST-AT-TT: C.Lofton 8-3-11, D.Hawthorne 4-3-7, A.Hicks 4-1-5, R.Bush 2-3-5, P.Haralson 4-0-4, C.Jordan 3-1-4, J.Jenkins 3-0-3, K.Vaccaro 3-0-3, B.Bunkley 2-1-3, C.White 2-1-3, K.Edebali 1-1-2, J.Galette 0-2-2, K.Lewis 1-0-1, P.Robinson 1-0-1, B.Dixon 0-1-1, T.Walker 0-1-1. SKS.-YDS.: P.Haralson 1-1. INT.-YDS.: None. PD: None. FF: J.Galette 1, C.White 1. FR-YDS.: None.

**WEEK 12, GAME 11**

**Cincinnati Bengals 22, Houston Texans 13**  
**Sunday, Nov. 23, 2014 at NRG Stadium**

The Bengals earned a measure of revenge for playoff losses at Houston in the 2011 and '12 seasons. The defense did not allow a TD, as Houston's lone TD came on an INT return, and Houston was held to 248 yards, fewest of the season to date by a Bengals foe. The defense also scored a safety in the second quarter, when a strong push by LB Rey Mauluga and NT Domata Peko led to RB Alfred Blue tripping over his own offensive lineman in the end zone, after which he was tackled by DT Geno Atkins. Bengals QB Andy Dalton, a Greater Houston native, got his first pro victory in Houston. Twelve of his 24 pass completions went to A.J. Green, a career-high for Green, and Green totaled 121 yards. The Bengals led all the way after going ahead 7-0 in the first quarter on a five-yard pass from Dalton to WR Mohamed Sanu. The Bengals improved to 7-3-1 and remained ahead of Baltimore, Cleveland and Pittsburgh in the AFC North Division race. The Texans fell to 5-6.

SCORE BY PERIODS	1	2	3	4	OT	PTS.
Cincinnati.....	7	2	7	6	—	22
Houston.....	0	3	10	0	—	13

TEAM — SCORING PLAY	QTR.-LEFT
Cin. — M.Sanu 6 pass from A.Dalton (M.Nugent kick).....	1-1:19
Cin. — G.Atkins tackled A.Blue in end zone for safety.....	2-8:57
Hou. — R.Bullock 36 field goal.....	2-1:45
Cin. — J.Hill 2 run (M.Nugent kick).....	3-11:48
Hou. — J.Joseph 60 interception return (R.Bullock kick).....	3-7:19
Hou. — R.Bullock 25 field goal.....	3-1:48
Cin. — M.Nugent 31 field goal.....	4-8:48
Cin. — M.Nugent 49 field goal.....	4-1:55

Missed FGs: None. Attendance: 71,777. Time: 3:02.

TEAM STATISTICS	CIN.	HOU.
First downs.....	24	18
Third down conversions-attempts.....	11-20	4-14
Total net yards.....	372	248
Net yards rushing.....	139	64
Net yards passing.....	233	184
Pass attempts-completions-interceptions.....	35-24-1	45-21-1
Sacks against-yards lost.....	0-0	1-5
Punts-average.....	4-48.3	5-48.7
Punt returns-yards.....	3-23	2-7
Kickoff returns-yards.....	4-109	1-23
Penalties-yards.....	6-60	3-15
Fumbles-lost.....	1-0	0-0
Time of possession.....	39:10	20:50

**RUSHING**

CIN.	ATT	YDS	LG	TD	HOU.	ATT	YDS	LG	TD
J.Hill	18	87	30	1	A.Blue	16	46	9	0
G.Bernard	17	45	19	0	J.Grimes	2	16	8	0
A.Dalton	7	6	3	0	R.Mallett	1	2	2	0
M.Sanu	1	1	1	0					
TOTALS	43	139	30	1	TOTALS	19	64	9	0

**PASSING**

CIN.	ATT	CMP	YDS	TD-I	HOU.	ATT	CMP	YDS	TD-I
A.Dalton	35	24	233	1-1	R.Mallett	45	21	189	0-1
TOTALS	35	24	233	1-1	TOTALS	45	21	189	0-1

**RECEIVING**

CIN.	NO	YDS	LG	TD	HOU.	NO	YDS	LG	TD
A.Green	12	121	20	0	D.Hopkins	5	39	13	0
M.Sanu	5	48	12	1	G.Graham	4	41	16	0
J.Gresham	4	33	19	0	A.Johnson	3	36	22	0
G.Bernard	2	22	13	0	J.Grimes	3	32	16	0
J.Hill	1	9	9	0	D.Johnson	3	21	11	0
					A.Blue	3	20	11	0
TOTALS	24	233	20	1	TOTALS	21	189	22	0

**DEFENSE**

Cincinnati (press box stats) — **ST-AT-TT:** V.Rey 4-6-10, E.Lamur 4-4-8, R.Mauluga 4-2-6, C.Dunlap 2-3-5, R.Nelson 4-0-4, L.Hall 3-1-4, G.Iloka 2-2-4, T.Newman 2-1-3, B.Thompson 2-1-3, G.Atkins 2-0-2, A.Jones 2-0-2, W.Gilberry 0-2-2, W.Clarke 1-0-1, D.Still 1-0-1. **SKS.-YDS.:** C.Dunlap 1-5. **INT.-YDS.:** R.Mauluga 1-4. **PD:** R.Nelson 2, L.Hall 1, G.Iloka 1, A.Jones 1, R.Mauluga 1, T.Newman 1. **FF:** None. **FR-YDS.:** None.

Houston (press box stats) — **ST-AT-TT:** D.Morris 7-3-10, K.Lewis 4-5-9, J.Crick 2-7-9, B.Cushing 3-5-8, J.Watt 4-3-7, A.Dent 3-2-5, D.Manning 3-2-5, W.Mercilus 2-3-5, M.Mohamed 2-3-5, A.Bouye 4-0-4, R.Pickett 2-2-4, D.Swearinger 3-0-3, J.Joseph 2-1-3, J.Rolle 2-1-3, J.Clowney 1-2-3, B.Reed 1-2-3, T.Jamison 1-1-2, J.Pagan 1-1-2, J.Powe 0-2-2. **SKS.-YDS.:** None. **INT.-YDS.:** J.Joseph 1-60. **PD:** D.Morris 3, J.Joseph 1, J.Rolle 1, J.Watt 1. **FF:** None. **FR-YDS.:** None.

**WEEK 13, GAME 12**

**Cincinnati Bengals 14, Tampa Bay Buccaneers 13**  
**Sunday, Nov. 30, 2014 at Raymond James Stadium**

The Bengals overcame a load of mistakes — minus-two turnover differential, a failed onside kick attempt, 10 penalties — in getting by the 2-9 Buccaneers for their third straight win, all on the road. The team completed winning three road games in three weeks for the first time in franchise history. The Bucs took a 10-0 second-quarter lead, but a five-yard TD run by Dalton made it 10-7 at halftime, and Dalton found WR A.J. Green for a 13-yard third-quarter TD pass that provided sufficient points for the win. Dalton posted a 115.1 passer rating in the second half after logging 39.0 in the first half. After closing the gap to 14-13, the Bucs were apparently in position for a go-ahead FG, having advanced the ball to the Bengals' 20-yard line with 26 seconds left. But the gain to the 20 was nullified by a 12-men-on-the-field penalty against Tampa, and the Bucs were not able to move back to FG range before time expired. The Bengals improved to 8-3-1 and took a one and one-half game lead over the other three AFC North Division teams, all of whom lost on this day. The Buccaneers fell to 2-10.

SCORE BY PERIODS	1	2	3	4	OT	PTS.
Cincinnati.....	0	7	7	0	—	14
Tampa Bay.....	3	7	0	3	—	13

TEAM — SCORING PLAY	QTR.-LEFT
T.B. — P.Murray 32 field goal.....	1-12:24
T.B. — D.Martin 7 run (P.Murray kick).....	2-12:00
Cin. — A.Dalton 5 run (M.Nugent kick).....	2-1:08
Cin. — A.Green 13 pass from A.Dalton (M.Nugent kick).....	3-2:04
T.B. — P.Murray 42 field goal.....	4-14:12

Missed FGs: None. Attendance: 56,340. Time: 3:03.

TEAM STATISTICS	CIN.	T.B.
First downs.....	19	14
Third down conversions-attempts.....	5-11	2-11
Total net yards.....	288	263
Net yards rushing.....	112	75
Net yards passing.....	176	188
Pass attempts-completions-interceptions.....	28-20-3	29-15-1
Sacks against-yards lost.....	2-11	1-2
Punts-average.....	6-48.2	6-41.5
Punt returns-yards.....	3-(-1)	3-21
Kickoff returns-yards.....	2-55	2-27
Penalties-yards.....	10-73	13-94
Fumbles-lost.....	0-0	2-0
Time of possession.....	30:37	29:23

**RUSHING**

CIN.	ATT	YDS	LG	TD	T.B.	ATT	YDS	LG	TD
G.Bernard	10	49	15	0	D.Martin	18	58	10	1
J.Hill	13	40	12	0	B.Rainey	1	11	11	0
M.Sanu	1	10	10	0	C.Sims	5	6	5	0
A.Dalton	3	7	5t	1	J.McCown	1	0	0	0
J.Wright	1	6	6	0					
TOTALS	28	112	15	1	TOTALS	25	75	11	1

**PASSING**

CIN.	ATT	CMP	YDS	TD-I	T.B.	ATT	CMP	YDS	TD-I
A.Dalton	27	19	176	1-3	J.McCown	29	15	190	0-1
M.Sanu	1	1	11	0-0					
TOTALS	28	20	187	1-3	TOTALS	29	15	190	0-1

**RECEIVING**

CIN.	NO	YDS	LG	TD	T.B.	NO	YDS	LG	TD
J.Gresham	5	33	15	0	M.Evans	4	49	23	0
A.Green	4	57	20	1	C.Sims	4	49	21	0
J.Hill	4	12	6	0	B.Rainey	2	41	29	0
J.Wright	3	59	30	0	V.Jackson	2	24	15	0
M.Sanu	2	19	15	0	C.Brake	1	17	17	0
G.Bernard	1	4	4	0	L.Murphy	1	7	7	0
R.Hewitt	1	3	3	0	D.Martin	1	3	3	0
TOTALS	20	187	30	1	TOTALS	15	190	29	0

**DEFENSE**

Cincinnati (press box stats) — **ST-AT-TT:** C.Dunlap 5-2-7, V.Rey 5-2-7, R.Nelson 5-1-6, T.Newman 4-1-5, E.Lamur 4-0-4, G.Iloka 1-3-4, R.Geathers 3-0-3, L.Hall 3-0-3, A.Jones 2-0-2, D.Peko 2-0-2, G.Atkins 1-1-2, R.Mauluga 1-0-1, D.Still 1-0-1. **SKS.-YDS.:** G.Atkins 0.5-1, C.Dunlap 0.5-1. **INT.-YDS.:** T.Newman 1-3. **PD:** T.Newman 2, C.Dunlap 1, R.Mauluga 1, R.Nelson 1. **FF:** None. **FR-YDS.:** None.

Tampa Bay (press box stats) — **ST-AT-TT:** D.Lansanah 13-1-14, D.Goldson 7-3-10, A.Spence 3-4-7, A.Verner 5-1-6, M.Foster 4-2-6, O.Lemon 3-2-5, B.McDougald 4-0-4, M.Johnson 2-0-2, G.McCoy 2-0-2, L.Johnson 1-1-2, D.Bowers 0-2-2, J.Banks 1-0-1, T.Fatinikun 1-0-1, I.Frey 0-1-1. **SKS.-YDS.:** G.McCoy 1-8, D.Bowers 0.5-1.5, A.Spence 0.5-1.5. **INT.-YDS.:** J.Banks 1-32, A.Verner 1-26, B.Dixon 1-0. **PD:** J.Banks 1, B.Dixon 1, W.Gholston 1, G.McCoy 1, A.Verner 1. **FF:** None. **FR-YDS.:** None.

WEEK 14, GAME 13

Pittsburgh Steelers 42, Cincinnati Bengals 21 Sunday, Dec. 7, 2014 at Paul Brown Stadium

The Bengals led 14-10 at halftime and 21-17 after three quarters, but they fell victim to a 25-0 run by Pittsburgh in the fourth quarter. Pittsburgh's onslaught began in earnest with the Bengals leading 21-20 early in the fourth quarter and in possession at their 29-yard line. The Bengals fumbled when a read-option backfield exchange between QB Andy Dalton and rookie HB Jeremy Hill went awry, and the Steelers recovered at the Bengals' 24. Pittsburgh scored in four plays for a 28-21 lead, and the Steelers also scored on their next two possessions. The Bengals had only one offensive first down in the final quarter until they picked up a couple with the game out of reach in the final two minutes. Cincinnati got 224 receiving yards from WR A.J. Green, his career high and the second-most in club history. Dalton had a productive day aside from the botched exchange, posting a 128.8 passer rating with two TD throws and scoring himself on a 20-yard run, the longest rushing TD ever by a Bengals QB. The Bengals fell to 8-4-1 with the loss but stayed a half-game ahead of Pittsburgh and Baltimore (both 8-5) for the AFC North Division lead.

SCORE BY PERIODS table with columns 1, 2, 3, 4, OT, PTS. Pittsburgh 0, 10, 7, 25, —, 42. Cincinnati 0, 14, 7, 0, —, 21.

TEAM — SCORING PLAY QTR.-LEFT table listing plays like H.Miller 1 pass from B.Roethlisberger (S.Suisham kick) 2-11:17.

Missed FGs: None. Attendance: 65,512. Time: 3:11.

TEAM STATISTICS PITT. CIN. table with rows for First downs, Third down conversions, Total net yards, etc.

RUSHING PITT. CIN. table with columns ATT, YDS, LG, TD for players like L.Bell, J.Harris, B.Roethlisberger.

PASSING PITT. CIN. table with columns ATT, CMP, YDS, TD-I for players like B.Roethlisberger, A.Dalton.

RECEIVING PITT. CIN. table with columns NO, YDS, LG, TD for players like A.Brown, L.Bell, M.Bryant.

DEFENSE table with columns ST-AT-TT for players like I.Taylor, J.Worlds, L.Timmons.

Cincinnati (press box stats) — ST-AT-TT: V.Rey 6-9-15, R.Mauluga 2-6-8, T.Newman 3-4-7, L.Hall 5-1-6, G.Iloka 4-2-6, A.Jones 5-0-5, G.Atkins 3-1-4, E.Lamur 2-2-4, R.Nelson 1-3-4, R.Geathers 1-1-2, C.Dunlap 0-2-2, W.Gilberry 0-2-2, D.Peko 1-0-1, S.Williams 0-1-1. SKS.-YDS.: None. INT.-YDS.: None. PD: T.Newman 2, L.Hall 1, V.Rey 1. FF: None. FR-YDS.: None.

WEEK 15, GAME 14

Cincinnati Bengals 30, Cleveland Browns 0 Sunday, Dec. 14, 2014 at FirstEnergy Stadium

The Bengals enjoyed many defensive superlatives, including their first shutout win since 2008, in spoiling the much-anticipated NFL starting debut of Cleveland QB Johnny Manziel. The first-round Browns draft pick was held to 80 passing yards with a 27.3 passer rating. Bengals CBs Dre Kirkpatrick and Adam Jones stung him for INTs. The Bengals set a team record by allowing only five first downs, and their 107 total net yards allowed was their fewest since 1986, and their third-fewest in team history. On the offensive side, Cincinnati rushed for 244 yards, its most since 2004. Rookie HB Jeremy Hill rushed for 148 yards and scored two TDs. Hill joined Rudi Johnson (2003) as the only Bengals to post three rushing games of 148 or more yards in a season. The Bengals improved to 9-4-1 and maintained a half-game lead over Baltimore and Pittsburgh in the AFC North race. Cleveland fell to 7-7 and out of contention for the North title.

SCORE BY PERIODS table with columns 1, 2, 3, 4, OT, PTS. Cincinnati 10, 10, 3, 7, —, 30. Cleveland 0, 0, 0, 0, —, 0.

TEAM — SCORING PLAY QTR.-LEFT table listing plays like J.Hill 2 run (M.Nugent kick) 1-7:53.

Missed FGs: None. Attendance: 67,431. Time: 2:50.

TEAM STATISTICS CIN. CLE. table with rows for First downs, Third down conversions, Total net yards, etc.

RUSHING CIN. CLE. table with columns ATT, YDS, LG, TD for players like J.Hill, G.Bernard, R.Burkhead.

PASSING CIN. CLE. table with columns ATT, CMP, YDS, TD-I for players like A.Dalton, J.Manziel.

RECEIVING CIN. CLE. table with columns NO, YDS, LG, TD for players like A.Green, R.Hewitt, G.Bernard.

DEFENSE

Cincinnati (press box stats) — ST-AT-TT: C.Dunlap 5-1-6, R.Mauluga 3-3-6, V.Rey 3-3-6, R.Nelson 2-2-4, W.Gilberry 2-1-3, G.Iloka 2-1-3, B.Thompson 2-0-2, G.Atkins 1-0-1, D.Dennard 1-0-1, A.Jones 1-0-1, T.Mays 1-0-1, W.Clarke 0-1-1, L.Hall 0-1-1, E.Lamur 0-1-1. SKS.-YDS.: G.Atkins 1-10, B.Thompson 1-9, C.Dunlap 1-7. INT.-YDS.: D.Kirkpatrick 1-2, A.Jones 1-0. PD: A.Jones 1, D.Kirkpatrick 1, R.Mauluga 1, R.Nelson 1. FF: None. FR-YDS.: None.

Cleveland (press box stats) — ST-AT-TT: C.Robertson 6-4-10, C.Kirksey 6-2-8, B.Mingo 5-2-7, D.Whitner 3-4-7, J.Leonhard 6-0-6, I.Kitchen 1-4-5, D.Bryant 3-1-4, B.Winn 3-1-4, J.Poyer 2-2-4, P.Desir 2-0-2, S.Fua 2-0-2, J.Haden 2-0-2, P.Kruger 2-0-2, A.Rubin 2-0-2, B.Skrine 1-0-1, J.Gilbert 1-0-1, J.Sheard 1-0-1. SKS.-YDS.: D.Bryant 1-9, P.Kruger 1-5. INT.-YDS.: C.Robertson 1-15. PD: J.Haden 1, C.Robertson 1, B.Skrine 1. FF: C.Kirksey 1, B.Winn 1. FR-YDS.: None.

WEEK 16, GAME 15

Cincinnati Bengals 37, Denver Broncos 28  
Monday night, Dec. 22, 2014 at Paul Brown Stadium

The Bengals rallied from a 28-27 deficit after three quarters to defeat the Broncos on Monday Night Football and clinch a playoff berth for the fourth consecutive year. WR Brandon Tate's 49-yard punt return set up a 23-yard Mike Nugent FG for a 30-28 Cincinnati lead midway through the final period, and CB Dre Kirkpatrick had a 30-yard INT return for a TD with 2:41 left. Bengals rookie HB Jeremy Hill rushed for 147 yards, becoming the first Bengal with four games of 140-plus rushing yards in a season. Cincinnati had four INTs against Denver QB Peyton Manning, including two by Kirkpatrick. The Bengals improved to 10-4-1 and stayed a half-game ahead of Pittsburgh for the AFC North lead. Denver, already having clinched the AFC West, fell to 11-4.

SCORE BY PERIODS table with columns 1, 2, 3, 4, OT, PTS. Denver: 7, 0, 21, 0, —, 28. Cincinnati: 7, 13, 7, 10, —, 37.

TEAM — SCORING PLAY QTR.-LEFT table listing plays like 'A.Talib 33 interception return' and 'J.Hill 85 run' with times.

Missed FGs: None. Attendance: 66,107. Time: 3:20.

TEAM STATISTICS DEN. CIN. table with rows for First downs, Third down conversions, Total net yards, etc.

RUSHING DEN. CIN. table with columns ATT, YDS, LG, TD for players like C.Anderson, J.Thompson, J.Hill, G.Bernard, etc.

PASSING DEN. CIN. table with columns ATT, CMP, YDS, TD-I for players like P.Manning, A.Dalton, B.Roethlisberger, etc.

RECEIVING DEN. CIN. table with columns NO, YDS, LG, TD for players like C.Anderson, D.Thomas, E.Sanders, etc.

DEFENSE DEN. CIN. table with columns NO, YDS, LG, TD for players like D.Bruton, C.Harris, R.Moore, etc.

Denver (press box stats) — ST-AT-TT: T.Ward 5-4-9, T.Davis 3-4-7, M.Jackson 5-0-5, D.Bruton 2-3-5, C.Harris 3-1-4, R.Moore 3-1-4, A.Talib 3-1-4, T.Knighton 3-0-3, V.Miller 2-1-3, D.Ware 2-1-3, S.Johnson 1-2-3, D.Wolfe 2-0-2, B.Roby 1-1-2, L.McCray 1-0-1, O.Bolden 1-0-1, S.Williams 1-0-1, M.Austin 0-1-1. SKS.-YDS.: None. INT.-YDS.: A.Talib 1-33. PD: A.Talib 3, D.Bruton 1, C.Harris 1. FF: D.Bruton 1, V.Miller 1. FR-YDS.: V.Miller 1-2.

Cincinnati (press box stats) — ST-AT-TT: V.Rey 7-4-11, R.Mauluga 6-4-10, T.Newman 5-1-6, R.Nelson 5-0-5, A.Jones 4-0-4, C.Dunlap 2-2-4, L.Hall 2-1-3, W.Gilberry 2-0-2, D.Peko 2-0-2, T.Mays 1-1-2, G.Iloka 0-2-2, M.Flowers 1-0-1, D.Kirkpatrick 1-0-1, G.Atkins 0-1-1. SKS.-YDS.: T.Mays 1-6, C.Dunlap 1-5. INT.-YDS.: D.Kirkpatrick 2-30, A.Jones 1-11, R.Nelson 1-3. PD: D.Kirkpatrick 2, W.Gilberry 1, G.Iloka 1, A.Jones 1, R.Nelson 1, T.Newman 1. FF: None. FR-YDS.: None.

WEEK 17, GAME 16

Pittsburgh Steelers 27, Cincinnati Bengals 17  
Sunday night, Dec. 28, 2014 at Heinz Field

In a game to decide the AFC North Division title, the Bengals fell behind in the first five minutes on a 71-yard punt return for a TD by Pittsburgh WR Antonio Brown, but came back to take a 10-7 lead early in the second quarter. The Steelers moved back ahead by 20-10 at halftime. Cincinnati closed to 20-17 with 11:14 left in the fourth quarter on a five-yard pass from QB Andy Dalton to TE Jermaine Gresham, and the Bengals were looking for a go-ahead TD when they gained a first down at the Steelers' 48-yard line with 4:00 left. But after a 17-yard reception to the Pittsburgh 31, WR A.J. Green suffered a hit to the head that caused a concussion, and he fumbled with Pittsburgh recovering. The Bengals still appeared to have a good chance for victory when Pittsburgh faced third-and-eight from its 37 with 3:01 left, but Steelers QB Ben Roethlisberger connected with Brown for a 63-yard catch-and-run that provided the final victory margin with 2:50 remaining. The Bengals, who had clinched at least a Wild Card spot the previous week, fell to 10-5-1, and Pittsburgh took the division crown at 11-5.

SCORE BY PERIODS table with columns 1, 2, 3, 4, OT, PTS. Cincinnati: 7, 3, 0, 7, —, 17. Pittsburgh: 7, 13, 0, 7, —, 27.

TEAM — SCORING PLAY QTR.-LEFT table listing plays like 'A.Brown 71 punt return' and 'G.Bernard 17 pass' with times.

Missed FGs: M.Nugent (50WR). Attendance: 64,697. Time: 3:00.

TEAM STATISTICS CIN. PITT. table with rows for First downs, Third down conversions, Total net yards, etc.

RUSHING CIN. PITT. table with columns ATT, YDS, LG, TD for players like J.Hill, A.Dalton, G.Bernard, etc.

PASSING CIN. PITT. table with columns ATT, CMP, YDS, TD-I for players like A.Dalton, B.Roethlisberger, etc.

RECEIVING CIN. PITT. table with columns NO, YDS, LG, TD for players like A.Green, G.Bernard, R.Hewitt, etc.

DEFENSE CIN. PITT. table with columns NO, YDS, LG, TD for players like A.Green, G.Bernard, R.Hewitt, etc.

Cincinnati (press box stats) — ST-AT-TT: G.Iloka 4-3-7, V.Rey 4-3-7, L.Hall 5-1-6, R.Mauluga 5-1-6, D.Kirkpatrick 3-0-3, E.Lamar 3-0-3, R.Nelson 3-0-3, G.Atkins 0-3-3, C.Dunlap 1-1-2, W.Gilberry 1-1-2, B.Thompson 0-2-2, A.Jones 1-0-1, R.Geathers 0-1-1. SKS.-YDS.: None. INT.-YDS.: D.Sanzenbacher 1-6, R.Nelson 1-(-4). PD: R.Nelson 2, C.Dunlap 1, L.Hall 1, D.Kirkpatrick 1, R.Mauluga 1, V.Rey 1, D.Sanzenbacher 1. FF: None. FR-YDS.: W.Gilberry 1-0.

Pittsburgh (press box stats) — ST-AT-TT: L.Timmons 7-4-11, W.Allen 6-1-7, A.Blake 6-1-7, C.Heyward 6-1-7, J.Worlids 5-0-5, M.Mitchell 3-2-5, R.Shazier 3-2-5, J.Harrison 2-2-4, S.Spence 2-2-4, W.Gay 3-0-3, B.McCain 3-0-3, S.Tuitt 3-0-3, S.McLendon 0-3-3, V.Williams 1-0-1, D.McCullers 0-1-1. SKS.-YDS.: J.Worlids 1-9, C.Heyward 1-7, S.Spence 1-7. INT.-YDS.: B.McCain 2-34. PD: B.McCain 2, C.Heyward 1. FF: A.Blake 1. FR-YDS.: A.Blake 1-0.

2014 SEASON

AFC WILD CARD PLAYOFF

Indianapolis Colts 26, Cincinnati Bengals 10  
Sunday, Jan. 4, 2015 at Lucas Oil Stadium

Significantly depleted in their receiving corps, the Bengals were no match for AFC South champion Colts. Indianapolis QB Andrew Luck passed for 376 yards, re-setting a Bengals opponent playoff record previously held by QB Joe Montana from Super Bowl XXIII (357). The Colts totaled 482 yards to Cincinnati's 254. The Bengals moved the ball well on their first two possessions and were tied 7-7 late in the first quarter, after a 74-yard TD drive. At halftime, Cincinnati trailed by only 13-10, thanks to a 57-yard Mike Nugent FG near the end of the second quarter. The 57-yarder was a Bengals postseason record by 10 yards and topped by two yards the team regular-season record of 55 that Nugent shared with K Chris Bahr. But the Bengals managed only 98 net yards and no points in the second half, while the Colts struck for a Luck 36-yard TD pass and two FGs by K Adam Vinatieri. The Bengals played without their top two leaders in receptions — WR A.J. Green (concussion) and TE Jermaine Gresham (back strain).

SCORE BY PERIODS table with columns 1, 2, 3, 4, OT, PTS. and rows for Cincinnati and Indianapolis.

TEAM — SCORING PLAY table with columns QTR.-LEFT and rows for individual plays by both teams.

Missed FGs: None. Attendance: 63,385. Time: 3:06.

TEAM STATISTICS table with columns CIN. and IND. and rows for various statistical categories like First downs, Total net yards, etc.

RUSHING

Rushing statistics table with columns CIN. and IND. and rows for individual players and totals.

PASSING

Passing statistics table with columns CIN. and IND. and rows for individual players and totals.

RECEIVING

Receiving statistics table with columns CIN. and IND. and rows for individual players and totals.

DEFENSE

Cincinnati (coaches' stats) — ST-AT-TT: V.Rey 5-6-11, E.Lamur 6-0-6, A.Jones 4-2-6, R.Nelson 4-1-5, M.Flowers 3-2-5, G.Iloka 2-3-5, B.Thompson 2-2-4, T.Newman 3-0-3, G.Atkins 2-1-3, D.Kirkpatrick 2-1-3, D.Peko 1-2-3, D.Dennard 2-0-2, R.Mauluga 2-0-2, C.Dunlap 1-1-2, L.Hall 1-1-2, W.Gilberry 0-2-2, M.Hunt 0-2-2. SKS.-YDS.: G.Atkins 0.5-4, M.Hunt 0.5-4. INT.-YDS.: None. PD: L.Hall 1, D.Kirkpatrick 1, R.Mauluga 1, T.Newman 1. FF: D.Dennard 1, V.Rey 1. FR-YDS.: R.Nelson 1-6.

Indianapolis (press box stats) — ST-AT-TT: J.Freeman 7-8-15, M.Adams 7-2-9, D.Jackson 2-4-6, V.Davis 4-0-4, L.Landry 1-2-3, G.Toler 2-0-2, E.Walden 2-0-2, D.Butler 1-1-2, C.Redding 1-1-2, A.Jones 0-2-2, J.Chapman 1-0-1, M.Hughes 1-0-1, R.Jean Francois 0-1-1, J.Newsome 0-1-1. SKS.-YDS.: J.Freeman 1.5-5.5, C.Redding 1-3, R.Jean Francois 0.5-2.5. INT.-YDS.: None. PD: G.Toler 3, C.Redding 2, M.Adams 1, V.Davis 1, D.Jackson 1, E.Walden 1. FF: J.Freeman 1. FR-YDS.: M.Hughes 1-0.



# 2014 PRESEASON STATISTICS

## PRESEASON RECORD: 2-2

DATE	W-L	SCORE	OPPONENT	ATTENDANCE
8-7-14	L	39-41	at Kansas City	70,951
8-16-14	L	17-25	N.Y. JETS	45,330
8-24-14	W	19-13	at Arizona	60,580
8-28-14	W	35-7	INDIANAPOLIS	42,020

TEAM STATISTICS		BENGALS	OPPONENTS
TOTAL FIRST DOWNS	.....	74	61
Rushing	.....	34	27
Passing	.....	34	28
Penalty	.....	6	6
3rd Down: Made-Att	.....	20-54	15-50
3rd Down Pct.	.....	37.0	30.0
4th Down: Made-Att	.....	0-2	2-3
4th Down Pct.	.....	0.0	66.7
POSSESSION AVG.	.....	30:11	29:50
TOTAL NET YARDS	.....	1131	1131
Avg. Per Game	.....	332.5	282.8
Total Plays	.....	258	230
Avg. Per Play	.....	5.2	4.9
NET YARDS RUSHING	.....	525	494
Avg. Per Game	.....	131.3	123.5
Total Rushes	.....	120	110
NET YARDS PASSING	.....	805	637
Avg. Per Game	.....	201.3	159.3
Sacked-Yards Lost	.....	8-52	12-42
Gross Yards	.....	857	679
Att.-Completions	.....	130-75	108-61
Completion Pct.	.....	57.7	56.5
Had Intercepted	.....	3	5
PUNTS-AVG.	.....	23-43.6	23-48.3
Net Punting Avg.	.....	23-35.9	23-41.7
PENALTIES-YARDS	.....	40-360	33-299
FUMBLES-BALLS LOST	.....	4-2	3-2
TOUCHDOWNS	.....	13	10
Rushing	.....	2	3
Passing	.....	7	4
Returns	.....	4	3

SCORE BY PERIODS	1	2	3	4	OT	PTS
BENGALS	31	30	14	35	0	110
OPPONENTS	20	26	17	23	0	86

SCORING	TD	TD-R	TD-P	TD-RT	K-PAT	FG	S	PTS
Mike Nugent	0	0	0	0	11-11	4-4	0	23
Dane Sanzenbacher	2	0	1	1	—	—	0	12
Quinn Sharp	0	0	0	0	1-1	2-2	0	7
Giovani Bernard	1	1	0	0	—	—	0	6
Cobi Hamilton	1	0	1	0	—	—	0	6
Ryan Hewitt	1	0	1	0	—	—	0	6
Dre Kirkpatrick	1	0	0	1	—	—	0	6
Danieal Manning	1	0	0	1	—	—	0	6
Terence Newman	1	0	0	1	—	—	0	6
Mohamed Sanu	1	0	1	0	—	—	0	6
Brandon Tate	1	0	1	0	—	—	0	6
Conner Vernon	1	0	1	0	—	—	0	6
James Wilder Jr.	1	1	0	0	—	—	0	6
James Wright	1	0	1	0	—	—	0	6
Matt Scott	0	0	0	0	—	—	0	2
BENGALS	13	2	7	4	12-12	6-6	0	110
OPPONENTS	10	3	4	3	9-9	5-6	1	86

Two-point conversions: Matt Scott 1 (1 R, 0 P). BENGALS 1-1 (1-1 R, 0-0 P), OPPONENTS 0-1 (0-0 R, 0-1 P).

Sacks-yards: Margus Hunt 4-20, Robert Geathers 1-6, Will Clarke 1-5, Darqueze Dennard 1-4, Christo Bilukidi 1-2, Dontay Moch 1-2, Sam Montgomery 1-2, Emmanuel Lamur 1-1, Dre Kirkpatrick 1-0. BENGALS 12-42, OPPONENTS 8-52.

Fumbles-lost: Matt Scott 2-1, Cedric Peerman 1-1, Dane Sanzenbacher 1-0. BENGALS 4-2, OPPONENTS 3-2.

RUSHING	ATT	YDS	AVG	LG	TD
Jeremy Hill	41	190	4.6	17	0
Cedric Peerman	18	108	6.0	37	0
Matt Scott	8	74	9.3	25	0
James Wilder Jr.	14	54	3.9	17	1
Giovani Bernard	20	49	2.5	10	1
BenJarvus Green-Ellis	5	22	4.4	8	0
Rex Burkhead	6	19	3.2	9	0
Andy Dalton	2	8	4.0	7	0
Brandon Tate	1	2	2.0	2	0
Tyler Wilson	4	0	0.0	3	0
Jason Campbell	1	-1	-1.0	-1	0
BENGALS	120	525	4.4	37	2
OPPONENTS	110	494	4.5	32	3

RECEIVING	REC	YDS	AVG	LG	TD
A.J. Green	10	184	18.4	53	0
Jeremy Hill	10	93	9.3	41	0
Cobi Hamilton	8	127	15.9	50	1
Mohamed Sanu	7	126	18.0	43	1
Ryan Whalen	4	31	7.8	17	0
Ryan Hewitt	4	27	6.8	11	1
Alex Smith	4	25	6.3	8	0
Giovani Bernard	4	16	4.0	9	0
Jermaine Gresham	3	46	15.3	33	0
Jasper Collins	3	33	11.0	18	0
Dane Sanzenbacher	2	46	23.0	26	1
James Wright	2	20	10.0	11	1
Colin Lockett	2	14	7.0	15	0
Brandon Tate	2	14	7.0	9	1
Kevin Brock	2	7	3.5	6	0
James Wilder Jr.	2	7	3.5	4	0
Conner Vernon	1	12	12.0	12	1
Jeremy Johnson	1	11	11.0	11	0
Rex Burkhead	1	7	7.0	7	0
Orson Charles	1	4	4.0	4	0
Cedric Peerman	1	4	4.0	4	0
Tyler Eifert	1	3	3.0	3	0
BENGALS	75	857	11.4	53	7
OPPONENTS	61	679	11.1	69	4

INTERCEPTIONS	NO	YDS	AVG	LG	TD
Terence Newman	2	54	27.0	54	1
Dre Kirkpatrick	1	40	40.0	40	1
Danieal Manning	1	33	33.0	33	1
Sean Porter	1	3	3.0	3	0
BENGALS	5	130	26.0	54	3
OPPONENTS	3	85	28.3	51	2

PUNTING	NO	YDS	AVG	NET	TB	IN-20	LG	BLK.
Kevin Huber	22	1002	45.5	35.9	2	7	55	1
BENGALS	23	1002	43.6	35.9	2	7	55	1
OPPONENTS	23	1110	48.3	41.7	1	6	71	0

PUNT RETURNS	NO	FC	YDS	AVG	LG	TD
Dane Sanzenbacher	8	0	88	11.0	77	1
Jasper Collins	4	0	6	1.5	4	0
Brandon Tate	4	0	28	7.0	12	0
Adam Jones	2	1	10	5.0	10	0
BENGALS	18	1	132	7.3	77	1
OPPONENTS	13	2	137	10.5	80	1

KICKOFF RETURNS	NO	YDS	AVG	LG	TD
Dane Sanzenbacher	4	103	25.8	34	0
Brandon Tate	3	65	21.7	25	0
Danieal Manning	2	46	23.0	30	0
Cobi Hamilton	1	25	25.0	25	0
Onterio McCalebb	1	59	59.0	59	0
BENGALS	11	298	27.1	59	0
OPPONENTS	15	382	25.5	65	0

FIELD GOALS	1-19	20-29	30-39	40-49	50+
Mike Nugent	0-0	0-0	2-2	2-2	0-0
Quinn Sharp	0-0	0-0	1-1	0-0	1-1
BENGALS	0-0	0-0	3-3	2-2	1-1
OPPONENTS	0-0	4-4	0-0	1-2	0-0

Mike Nugent: (30G), (42G), (48G, 36G), (—).  
 Quinn Sharp: (—), (—), (34G, 51G), (—).  
 Bengals: (30G), (42G), (48G, 36G, 34G, 51G), (—).  
 Opponents: (27G, 28G), (40G), (48WR, 24G, 23G), (—).

DEFENSE*	ST	AT	TT	SKS-YDS	INT-YDS	PD	FF	FR-YDS
Danieal Manning	11	4	15	0-0	1-33	1	0	0-0
Shawn Williams	8	3	11	0-0	0-0	0	0	0-0
Jayson DilManche	8	2	10	0-0	0-0	1	0	0-0
Marquis Flowers	8	2	10	0-0	0-0	0	0	0-0
Margus Hunt	8	2	10	4-20	0-0	0	0	0-0
Vincent Rey	6	4	10	0-0	0-0	1	0	0-0
Will Clarke	9	0	9	1-5	0-0	0	0	0-0
Emmanuel Lamur	6	2	8	1-1	0-0	0	0	0-0
Chris Lewis-Harris	5	3	8	0-0	0-0	2	0	0-0
Dre Kirkpatrick	7	0	7	1-0	1-40	1	0	0-0
Taylor Mays	4	3	7	0-0	0-0	0	0	0-0
Sam Montgomery	4	3	7	1-2	0-0	0	0	0-0
Terence Newman	6	0	6	0-0	2-54	2	0	0-0
R.J. Stanford	6	0	6	0-0	0-0	0	0	0-0
Vontaze Burfict	5	1	6	0-0	0-0	0	0	0-0
Christo Bilukidi	4	2	6	1-2	0-0	0	0	0-0
Leon Hall	5	0	5	0-0	0-0	0	0	0-0
Dontay Moch	4	1	5	1-2	0-0	1	0	0-0
Rey Mauluga	3	2	5	0-0	0-0	0	1	0-0
Wallace Gilberry	4	0	4	0-0	0-0	0	0	0-0
Victor Hampton	3	1	4	0-0	0-0	2	0	0-0
David King	2	2	4	0-0	0-0	0	0	1-0
Darqueze Dennard	3	0	3	1-4	0-0	0	0	0-0
George Iloka	3	0	3	0-0	0-0	1	0	0-0
James Davidson	2	1	3	0-0	0-0	0	0	0-0
Robert Geathers	2	1	3	1-6	0-0	1	0	0-0
J.K. Schaffer	2	0	2	0-0	0-0	0	0	0-0
Lavelle Westbrook	2	0	2	0-0	0-0	0	0	0-0
Larry Black	1	1	2	0-0	0-0	0	0	0-0
Domata Peko	1	1	2	0-0	0-0	0	0	0-0
Brandon Thompson	1	1	2	0-0	0-0	0	0	0-0
Geno Atkins	1	0	1	0-0	0-0	0	0	0-0
Carlos Dunlap	1	0	1	0-0	0-0	0	0	1-0
Brandon Joiner	1	0	1	0-0	0-0	0	0	0-0
Adam Jones	1	0	1	0-0	0-0	0	0	0-0
Isaiah Lewis	1	0	1	0-0	0-0	0	0	0-0
Sean Porter	1	0	1	0-0	1-3	1	0	0-0
LaKendrick Ross	1	0	1	0-0	0-0	0	0	0-0
Devon Still	0	1	1	0-0	0-0	0	0	0-0
Onterio McCalebb	0	0	0	0-0	0-0	1	0	0-0
Reggie Nelson	0	0	0	0-0	0-0	1	0	0-0

SPECIAL TEAMS*	ST	AT	TT	FF	FR-YDS	BP	BFG	BXP
Clark Harris	3	0	3	0	0-0	0	0	0
Onterio McCalebb	3	0	3	0	0-0	0	0	0
Shawn Williams	2	1	3	0	0-0	0	0	0
Marquis Flowers	2	0	2	0	0-0	0	0	0
Brandon Joiner	2	0	2	0	0-0	0	0	0
Adam Jones	2	0	2	0	0-0	0	0	0
R.J. Stanford	2	0	2	0	0-0	0	0	0
Dre Kirk								

# 2014 PRESEASON PARTICIPATION CHART

## LEGEND

(NOTE: Position designation indicates start.)  
 P — played as a substitute  
 DNP — did not play

RI — reserve/injured list  
 RPUP — reserve/physically unable to perform list  
 RNFI — reserve/non-football injury list

NWT — not with team  
 REX — roster exemption  
 # — unsigned

NAME	Cin. G-S	1 @K.C.	2 NYJ	3 @Ariz.	4 IND.
Atkins, Geno.....	1-1	DNP	DNP	DT	DNP
Bernard, Giovanni.....	3-3	HB	HB	HB	DNP
Bilukidi, Christo.....	4-1	P	P	P	DT
Black, Larry.....	2-0	P	P	DNP	NWT
Bodine, Russell.....	4-4	C	C	C	C
Boling, Clint.....	2-2	DNP	LG	LG	DNP
Brock, Kevin.....	3-0	P	P	P	NWT
Burden, Chandler.....	2-0	P	P	NWT	NWT
Burfict, Vontaze.....	3-3	WLB	WLB	WLB	DNP
Burkhead, Rex.....	2-0	P	P	DNP	DNP
Campbell, Jason.....	3-1	P	DNP	P	QB
Charles, Orson.....	4-0	P	P	P	P
Clarke, Will.....	4-0	P	P	P	P
Collins, Jasper.....	3-0	P	P	P	NWT
Dalton, Andy.....	3-3	QB	QB	QB	DNP
Davidson, James.....	3-0	P	P	P	NWT
Dennard, Darqueze.....	2-0	P	P	DNP	DNP
DilManche, Jayson.....	4-1	P	P	P	SLB
Dunlap, Carlos.....	3-3	LDE	LDE	LDE	DNP
Eferti, Tyler.....	1-1	TE	DNP	DNP	DNP
Flowers, Marquis.....	4-0	P	P	P	P
France, Dan.....	4-0	P	P	P	P
Geathers, Robert.....	3-0	P	P	P	DNP
Gilberry, Wallace.....	3-3	RDE	RDE	RDE	DNP
Green, A.J.....	3-3	WR	WR	WR	DNP
Green-Ellis, BenJarvus.....	2-0	P	P	DNP	DNP
Gresham, Jermaine.....	2-2	DNP	TE	TE	DNP
Hall, Leon.....	3-3	RCB	RCB	RCB	DNP
Hamilton, Cobi.....	4-1	P	P	P	WR
Hampton, Victor.....	4-0	P	P	P	P
Harris, Clark.....	4-0	P	P	P	P
Hawkinson, Tanner.....	4-1	P	P	P	LG
Hewitt, Ryan.....	4-2	P	H-B	P	H-B
Hill, Jeremy.....	4-1	P	P	P	HB
Hopkins, Trey.....	3-1	LG	P	P	DNP
Huber, Kevin.....	4-0	P	P	P	P
Hunt, Margus.....	4-1	P	P	P	LDE
Iloka, George.....	3-3	SS	SS	SS	DNP
Johnson, Jeremy.....	1-0	P	NWT	NWT	NWT
Johnson, T.J.....	4-0	P	P	P	P
Joiner, Brandon.....	4-0	P	P	P	P
Jones, Adam.....	3-0	P	P	P	DNP
Jones, Marvin.....	0-0	DNP	DNP	DNP	DNP
King, David.....	4-0	P	P	P	P
Kirkpatrick, Dre.....	3-1	P	DNP	P	LCB
Lamur, Emmanuel.....	3-3	SLB	SLB	SLB	DNP
Lewis, Isaiah.....	3-0	P	P	P	NWT
Lewis-Harris, Chris.....	4-1	P	P	P	RCB
Lockett, Colin.....	4-1	P	P	P	WR
Manning, Danieal.....	4-1	P	P	P	SS
Mauluga, Rey.....	3-3	MLB	MLB	MLB	DNP
Mays, Taylor.....	4-1	P	P	P	FS
McCalebb, Oterio.....	4-0	P	P	P	P
McCarron, AJ.....	0-0	DNP	DNP	DNP	DNP
Minter, Zach.....	1-0	P	NWT	NWT	NWT
Moch, Dontay.....	3-1	P	DNP	P	RDE
Montgomery, Sam.....	4-0	P	P	P	P
Nelson, Reggie.....	3-3	FS	FS	FS	DNP
Newhouse, Marshall.....	4-4	LOT	ROT	ROT	LOT
Newman, Terence.....	3-3	LCB	LCB	LCB	DNP
Nugent, Mike.....	4-0	P	P	P	P
Peerman, Cedric.....	3-0	P	P	P	DNP
Peko, Domata.....	3-3	NT	NT	NT	DNP
Pollak, Mike.....	3-1	DNP	P	P	RG
Porter, Sean.....	2-1	DNP	DNP	P	WLB
Rey, Vincent.....	4-1	P	P	P	MLB
Robinson, Trevor.....	4-0	P	P	P	P
Ross, LaKendrick.....	3-0	P	P	DNP	P
Sanu, Mohamed.....	3-3	WR	WR	WR	DNP
Sanzenbacher, Dane.....	3-0	P	P	DNP	P
Schaffer, J.K.....	1-0	DNP	P	DNP	RI
Scott, Matt.....	2-0	P	P	DNP	NWT
Sharp, Quinn.....	2-0	P	DNP	P	NWT
Smith, Alex.....	4-2	TE	P	P	TE
Smith, Andre.....	0-0	DNP	DNP	DNP	DNP
Stanford, R.J.....	3-0	P	P	P	NWT
Still, Devon.....	3-0	P	P	P	DNP
Svitek, Will.....	4-2	ROT	P	P	ROT
Tate, Brandon.....	3-1	P	P	3rdWR	DNP
Thompson, Brandon.....	4-3	DT	DT	P	NT
Vernon, Conner.....	1-0	P	NWT	NWT	NWT
Westbrooks, Lavelle.....	2-0	P	P	DNP	RI
Whalen, Ryan.....	2-0	DNP	P	P	NWT
Whitlock, Nikita.....	4-0	P	P	P	P
Whitworth, Andrew.....	2-2	DNP	LOT	LOT	DNP
Wilder, James Jr.....	4-0	P	P	P	P
Williams, Shawn.....	4-0	P	P	P	P
Wilson, Tyler.....	2-0	NWT	P	DNP	P
Wright, James.....	3-0	P	P	P	DNP
Zeitler, Kevin.....	3-3	RG	RG	RG	DNP



**LINEBACKER  
REGGIE WILLIAMS**

# **RECORDS**

# REGULAR-SEASON INDIVIDUAL RECORDS

The following are regular-season records. Postseason records can be found in the postseason portion of the team history section.

## SERVICE

### MOST SEASONS

16	Ken Anderson.....	1971-86
15	Ken Riley.....	1969-83
14	Reggie Williams.....	1976-89
13	Jim Breech.....	1980-92
13	Anthony Munoz.....	1980-92
13	Joe Walter.....	1985-97
13	Rich Brahm.....	1994-2006

### GAMES PLAYED/CAREER

207	Ken Riley.....	1969-83
206	Reggie Williams.....	1976-89
192	Ken Anderson.....	1971-86
188	Tim Krumrie.....	1983-94
185	Anthony Munoz.....	1980-92

### CONSECUTIVE GAMES PLAYED

169	Lee Johnson.....	1988-98
149	Pat McNally.....	1976-85
137	Reggie Williams.....	1980-89
122	Tim Krumrie.....	1987-94
117	Tony McGee.....	1993-2001

## SCORING

### TOTAL POINTS

<b>CAREER</b>		Jim Breech.....	1980-92
	1151	Shayne Graham.....	2003-09
	779	Doug Pelfrey.....	1993-99
	660	Horst Muhlmann.....	1969-74
	549	Mike Nugent.....	2010-14
	509		

<b>SEASON</b>		Mike Nugent.....	2011
(total)	132	Shayne Graham.....	2005
	131	Shayne Graham.....	2007
	130	Shayne Graham.....	2004
	122	Doug Pelfrey.....	1995

<b>SEASON</b>		Mike Nugent (132 points/16 games).....	2011
(average per team game)	8.25	Shayne Graham (131 points/16 games).....	2005
	8.19	Shayne Graham (130 points/16 games).....	2007
	8.13	Horst Muhlmann (111 points/14 games).....	1972
	7.93	Horst Muhlmann (108 points/14 games).....	1970
	7.71		

<b>GAME</b>		Larry Kinnebrew.....	Oct. 28, 1984 at Houston
	24	Corey Dillon.....	Dec. 4, 1997 vs. Tennessee
	24	Marvin Jones.....	Oct. 27, 2013 vs. N.Y. Jets
	21	Shayne Graham.....	Nov. 11, 2007 at Baltimore
	19	Horst Muhlmann.....	Nov. 8, 1970 at Buffalo
	19	Horst Muhlmann.....	Dec. 17, 1972 at Houston

### TOUCHDOWNS

<b>CAREER</b>		Pete Johnson.....	1977-83
	70	Chad Johnson.....	2001-10
	66	James Brooks.....	1984-91
	64	Carl Pickens.....	1992-99
	64	Isaac Curtis.....	1973-84
	53		

<b>SEASON</b>		Carl Pickens.....	1995
	17	Pete Johnson.....	1981
	16	Pete Johnson.....	1979
	15	Ickey Woods.....	1988
	15	Pete Johnson.....	1983
	14	James Brooks.....	1988

<b>GAME</b>		Larry Kinnebrew.....	Oct. 28, 1984 at Houston
	4	Corey Dillon.....	Dec. 4, 1997 vs. Tennessee
	4	Marvin Jones.....	Oct. 27, 2013 vs. N.Y. Jets
	4	(many times, most recently Chad Johnson, Nov. 25, 2007 vs. Tennessee)	
	3		

### MOST GAMES WITH AT LEAST ONE TOUCHDOWN

<b>CONSECUTIVE</b>		Carl Pickens.....	Nov. 27, 1994-Oct. 1, 1995
	10	A.J. Green.....	Sept. 16, 2012-Nov. 18, 2012
	9	T.J. Houshmandzadeh.....	Sept. 10-Nov. 4, 2007
	8	Stan Fritts.....	Nov. 17, 1975-Dec. 21, 1975
	6	Rudi Johnson.....	Nov. 6-Dec. 18, 2005

### POINTS AFTER TOUCHDOWNS

<b>CAREER</b>		Jim Breech.....	1980-92
	476	Shayne Graham.....	2003-09
	248	Doug Pelfrey.....	1993-99
	201	Horst Muhlmann.....	1969-74
	189	Mike Nugent.....	2010-14
	176		

<b>SEASON</b>		Jim Breech.....	1988
	56	Mike Nugent.....	2013
	52	Jim Breech.....	1986
	50	Jim Breech.....	1981
	49	Jim Breech.....	1985
	48		

<b>GAME</b>		Jim Breech.....	Oct. 29, 1989 vs. Tampa Bay
	8	(seven times; most recently Mike Nugent, Oct. 27, 2013 vs. N.Y. Jets)	
	7		

### FIELD GOALS

<b>CAREER</b>		Jim Breech.....	1980-92
	225	Shayne Graham.....	2003-09
	177	Doug Pelfrey.....	1993-99
	153	Horst Muhlmann.....	1969-74
	120	Mike Nugent.....	2010-14
	111		

<b>SEASON</b>		Mike Nugent.....	2011
(total)	33	Shayne Graham.....	2007
	31	Doug Pelfrey.....	1995
	29	Doug Pelfrey.....	1994
	28	Shayne Graham.....	2005

<b>SEASON</b>		Mike Nugent (33 field goals/16 games).....	2011
(average per team game)	2.06	Shayne Graham (31 field goals/16 games).....	2007
	1.94	Horst Muhlmann (27 field goals/14 games).....	1972
	1.93	Doug Pelfrey (29 field goals/16 games).....	1995
	1.81	Horst Muhlmann (25 field goals/14 games).....	1970
	1.78		

<b>GAME</b>		Shayne Graham.....	Nov. 11, 2007 at Baltimore
	7	Doug Pelfrey.....	Nov. 6, 1994 at Seattle
	6	(seven times; most recently Mike Nugent, Sept. 7, 2014 at Baltimore)	
	5		

### CONSECUTIVE FIELD GOALS

		Shayne Graham.....	2007
	21	Shayne Graham.....	2005-06
	17	Mike Nugent.....	2014
	15	Mike Nugent.....	2010-11
	14	Jim Breech.....	1990
	13	Doug Pelfrey.....	1993
	13	Doug Pelfrey.....	1995
	13	Shayne Graham.....	2004

### LONGEST FIELD GOALS

		Chris Bahr.....	Sept. 23, 1979 vs. Houston
	55	Mike Nugent.....	Nov. 25, 2012 vs. Oakland
	55	Doug Pelfrey.....	Dec. 24, 1994 vs. Philadelphia
	54	Neil Rackers.....	Sept. 8, 2002 vs. San Diego
	54	Mike Nugent.....	Sept. 12, 2010 at New England
	54	Mike Nugent.....	Oct. 20, 2013 at Detroit
	54	Mike Nugent.....	Oct. 31, 2013 at Miami

### FIELD GOAL PERCENTAGE

<b>CAREER</b>		Shayne Graham (177 made/204 att.).....	2003-09
	86.76	Mike Nugent (111 made/135 att.).....	2010-14
	82.22	Doug Pelfrey (153 made/198 att.).....	1993-99
	77.27	Jim Breech (225 made/313 att.).....	1980-92
	71.88	Horst Muhlmann (120 made/186 att.).....	1969-74
	64.52	Chris Bahr (62 made/107 att.).....	1976-79
	57.94		

NOTE: Minimum 75 attempts.

<b>SEASON</b>		Shayne Graham (31 made/34 att.).....	2007
	91.18	Shayne Graham (22 made/25 att.).....	2003
	88.00	Shayne Graham (28 made/32 att.).....	2005
	87.50	Shayne Graham (21 made/24 att.).....	2008
	87.50	Shayne Graham (27 made/31 att.).....	2004

NOTE: Minimum one attempt per games in season.

(Regular-season individual records, continued)

CAREER FIELD GOAL PERCENTAGE BY DISTANCE

1-19 YARDS 96.55 Horst Muhlmann (28 made/29 att.) ..... 1969-74
NOTE: Minimum 25 attempts.

20-29 YARDS 100.00 Mike Nugent (32 made/32 att.) ..... 2010-14
96.67 Shayne Graham (58 made/60 att.) ..... 2003-09
94.12 Doug Pelfrey (48 made/51 att.) ..... 1993-99
92.31 Jim Breech (84 made/91 att.) ..... 1980-92
78.13 Chris Bahr (25 made/32 att.) ..... 1976-79
NOTE: Minimum 25 attempts.

30-39 YARDS 90.28 Shayne Graham (65 made/72 att.) ..... 2003-09
84.62 Mike Nugent (33 made/39 att.) ..... 2010-14
83.84 Jim Breech (83 made/99 att.) ..... 1980-92
78.13 Doug Pelfrey (50 made/64 att.) ..... 1993-99
NOTE: Minimum 25 attempts.

40-49 YARDS 83.33 Shayne Graham (45 made/54 att.) ..... 2003-09
77.55 Mike Nugent (38 made/49 att.) ..... 2010-14
69.35 Doug Pelfrey (43 made/62 att.) ..... 1993-99
50.55 Jim Breech (46 made/91 att.) ..... 1980-92
NOTE: Minimum 25 attempts.

50+ YARDS 47.06 Doug Pelfrey (eight made/17 att.) ..... 1993-99
46.15 Mike Nugent (six made/13 att.) ..... 2010-14
43.75 Shayne Graham (seven made/16 att.) ..... 2003-09
41.67 Chris Bahr (five made/12 att.) ..... 1976-79
NOTE: Minimum 10 attempts.

SAFETIES

CAREER 2 Reggie Williams ..... 1976-89
2 Alfred Williams ..... 1991-94

RUSHING

TOTAL RUSHING ATTEMPTS

CAREER 1865 Corey Dillon ..... 1997-2003
1441 Rudi Johnson ..... 2001-07
1402 Pete Johnson ..... 1977-83
1344 James Brooks ..... 1984-91
1109 Cedric Benson ..... 2008-11

SEASON 361 Rudi Johnson ..... 2004
341 Rudi Johnson ..... 2006
340 Corey Dillon ..... 2001
337 Rudi Johnson ..... 2005
321 Cedric Benson ..... 2010

GAME 43 Rudi Johnson ..... Nov. 9, 2003 vs. Houston
39 Corey Dillon ..... Dec. 4, 1997 vs. Tennessee
38 Pete Johnson ..... Dec. 4, 1983 at Pittsburgh
38 Cedric Benson ..... Dec. 21, 2008 at Cleveland
37 Cedric Benson ..... Oct. 25, 2009 vs. Chicago

RUSHING YARDS

CAREER 8061 Corey Dillon ..... 1997-2003
6447 James Brooks ..... 1984-91
5742 Rudi Johnson ..... 2001-07
5421 Pete Johnson ..... 1977-83
4176 Cedric Benson ..... 2008-11

SEASON 1458 Rudi Johnson ..... 2005
1454 Rudi Johnson ..... 2004
1435 Corey Dillon ..... 2000
1315 Corey Dillon ..... 2001
1311 Corey Dillon ..... 2002

GAME 278 Corey Dillon ..... Oct. 22, 2000 vs. Denver
246 Corey Dillon ..... Dec. 4, 1997 vs. Tennessee
216 Corey Dillon ..... Dec. 3, 2000 vs. Arizona
202 Rudi Johnson ..... Nov. 28, 2004 vs. Cleveland
201 James Brooks ..... Dec. 23, 1990 vs. Houston

AVERAGE YARDS PER RUSHING ATTEMPT

CAREER 4.80 James Brooks (6447 yards/1344 att.) ..... 1984-91
4.55 Essex Johnson (3070 yards/675 att.) ..... 1968-75
4.32 Corey Dillon (8061 yards/1865 att.) ..... 1997-2003
4.06 Archie Griffin (2808 yards/691 att.) ..... 1976-83
4.04 Larry Kinnebrew (2582 yards/639 att.) ..... 1983-87
NOTE: Minimum 500 attempts.

RUSHING TOUCHDOWNS

CAREER 64 Pete Johnson ..... 1977-83
48 Rudi Johnson ..... 2001-07
45 Corey Dillon ..... 1997-2003
37 Larry Kinnebrew ..... 1983-87
37 James Brooks ..... 1984-91

SEASON 15 Ickey Woods ..... 1988
14 Pete Johnson ..... 1979
14 Pete Johnson ..... 1983
12 Pete Johnson ..... 1981
12 Rudi Johnson ..... 2004
12 Rudi Johnson ..... 2005
12 Rudi Johnson ..... 2006

GAME 4 Corey Dillon ..... Dec. 4, 1997 vs. Tennessee
3 (many times; most recently Kenny Watson, Oct. 21, 2007 vs. N.Y. Jets)

LONGEST RUSHES

96-td Corey Dillon ..... Oct. 28, 2001 at Detroit
89-td Giovanni Bernard ..... Oct. 12, 2014 vs. Carolina
87-td Paul Robinson ..... Oct. 27, 1968 at Oakland
86-td Essex Johnson ..... Dec. 5, 1971 at Cleveland
85-td Jeremy Hill ..... Dec. 22, 2014 vs. Denver

MOST 100-YARD GAMES

CAREER 28 Corey Dillon ..... 1997-2003
19 Rudi Johnson ..... 2001-07
17 James Brooks ..... 1984-91
15 Cedric Benson ..... 2008-11
14 Pete Johnson ..... 1977-83

SEASON 6 Cedric Benson ..... 2009
5 Ickey Woods ..... 1988
5 James Brooks ..... 1989
5 Harold Green ..... 1992
5 Corey Dillon ..... 1999
5 Corey Dillon ..... 2000
5 Corey Dillon ..... 2002
5 Rudi Johnson ..... 2004
5 Rudi Johnson ..... 2006
5 Jeremy Hill ..... 2014

CONSECUTIVE 4 Paul Robinson ..... 1968 (Games 8-11)
3 Pete Johnson ..... 1980 (Games 13-15)
3 Corey Dillon ..... 1997 (Games 13-15)
3 Corey Dillon ..... 1999 (Games 12-14)
3 BenJarvus Green-Ellis ..... 2012 (Games 10-12)
3 Jeremy Hill ..... 2014 (Games 14-16)

PASSING

TOTAL PASSING ATTEMPTS

CAREER 4475 Ken Anderson ..... 1971-86
3564 Boomer Esiason ..... 1984-92, 97
3217 Carson Palmer ..... 2003-10
2221 Jeff Blake ..... 1994-99
2111 Andy Dalton ..... 2011-14

SEASON 586 Carson Palmer ..... 2010
586 Andy Dalton ..... 2013
581 Jon Kitna ..... 2001
575 Carson Palmer ..... 2007
567 Jeff Blake ..... 1995

GAME 68 Jon Kitna ..... Dec. 30, 2001 vs. Pittsburgh
56 Ken Anderson ..... Dec. 20, 1982 at San Diego
54 Boomer Esiason ..... Dec. 25, 1989 at Minnesota
53 Boomer Esiason ..... Nov. 22, 1987 vs. Pittsburgh
53 Andy Dalton ..... Oct. 31, 2013 at Miami

(Regular-season individual records, continued)

COMPLETIONS
CAREER 2654 Ken Anderson 1971-86
2024 Carson Palmer 2003-10
2015 Boomer Esiason 1984-92, 97
1301 Andy Dalton 2011-14
1240 Jeff Blake 1994-99

SEASON 373 Carson Palmer 2007
363 Andy Dalton 2013
362 Carson Palmer 2010
345 Carson Palmer 2005
329 Andy Dalton 2012

SEASON (average per team game) 24.22 Ken Anderson (218 comp./nine games) 1982
23.31 Carson Palmer (373 comp./16 games) 2007
22.69 Andy Dalton (363 comp./16 games) 2013
22.63 Carson Palmer (362 comp./16 games) 2010
21.56 Carson Palmer (345 comp./16 games) 2005

GAME 40 Ken Anderson Dec. 20, 1982 at San Diego
37 Carson Palmer Nov. 18, 2007 vs. Arizona
36 Carson Palmer Oct. 24, 2010 at Atlanta
35 Jon Kitna Dec. 30, 2001 vs. Pittsburgh
34 Carson Palmer Sept. 12, 2010 at New England

COMPLETION PERCENTAGE
CAREER 62.92 Carson Palmer (2024 comp./3217 att.) 2003-10
61.63 Andy Dalton (1301 comp./2111 att.) 2011-14
59.31 Ken Anderson (2654 comp./4475 att.) 1971-86
59.11 Jon Kitna (1009 comp./1707 att.) 2001-05
56.54 Boomer Esiason (2015 comp./3564 att.) 1984-92, 97
56.36 Virgil Carter (328 comp./582 att.) 1970-73

NOTE: Minimum 500 attempts.

SEASON 70.55 Ken Anderson (218 comp./309 att.) 1982
67.78 Carson Palmer (345 comp./509 att.) 2005
66.67 Ken Anderson (198 comp./297 att.) 1983
64.94 Ken Anderson (213 comp./328 att.) 1974
64.87 Carson Palmer (373 comp./575 att.) 2007

NOTE: Minimum 14 attempts per games in season.

GAME 90.91 Ken Anderson (20/22) Nov. 10, 1974 vs. Pittsburgh
87.10 Ken Anderson (27/31) Jan. 2, 1983 at Houston
86.96 Turk Schonert (20/23) Nov. 25, 1984 vs. Atlanta
84.21 Carson Palmer (32/38) Nov. 25, 2007 vs. Tennessee
83.33 Carson Palmer (20/24) Oct. 25, 2009 vs. Chicago

NOTE: Minimum 20 attempts.

PASSING YARDS
CAREER 32,838 Ken Anderson 1971-86
27,149 Boomer Esiason 1984-92, 97
22,694 Carson Palmer 2003-10
15,134 Jeff Blake 1994-99
14,758 Andy Dalton 2011-14

SEASON (total) 4293 Andy Dalton 2013
4131 Carson Palmer 2007
4035 Carson Palmer 2006
3970 Carson Palmer 2010
3959 Boomer Esiason 1986

SEASON (average per team game) 277.22 Ken Anderson (2495 yards/nine games) 1982
268.31 Andy Dalton (4293 yards/16 games) 2013
258.19 Carson Palmer (4131 yards/16 games) 2007
252.19 Carson Palmer (4035 yards/16 games) 2006
248.13 Carson Palmer (3970 yards/16 games) 2010

NOTE: Minimum average of 14 attempts per games in season.

GAME 490 Boomer Esiason Oct. 7, 1990 at L.A. Rams
447 Ken Anderson Nov. 17, 1975 vs. Buffalo
440 Carson Palmer Nov. 12, 2006 vs. San Diego
425 Boomer Esiason Dec. 21, 1986 vs. N.Y. Jets
416 Ken Anderson Dec. 20, 1982 at San Diego

AVERAGE YARDS PER PASSING ATTEMPT
CAREER 7.62 Boomer Esiason (27,149 yards/3564 att.) 1984-92, 97
7.34 Ken Anderson (32,838 yards/4475 att.) 1971-86
7.05 Carson Palmer (22,694 yards/3217 att.) 2003-10
6.99 Andy Dalton (14,758 yards/2111 att.) 2011-14
6.81 Jeff Blake (15,134 yards/2221 att.) 1994-99
6.62 Virgil Carter (3850 yards/582 att.) 1970-73

NOTE: Minimum 500 attempts.

SEASON 9.41 Greg Cook (1854 yards/197 att.) 1969
9.21 Boomer Esiason (3572 yards/388 att.) 1988
8.44 Boomer Esiason (3959 yards/469 att.) 1986
8.41 Ken Anderson (3169 yards/377 att.) 1975
8.13 Ken Anderson (2667 yards/328 att.) 1974

NOTE: Minimum 14 attempts per games in season.

TOUCHDOWN PASSES
CAREER 197 Ken Anderson 1971-86
187 Boomer Esiason 1984-92, 97
154 Carson Palmer 2003-10
99 Andy Dalton 2011-14
93 Jeff Blake 1994-99

SEASON 33 Andy Dalton 2013
32 Carson Palmer 2005
29 Ken Anderson 1981
28 Boomer Esiason 1988
28 Boomer Esiason 1989
28 Jeff Blake 1995
28 Carson Palmer 2006

GAME 6 Carson Palmer Sept. 16, 2007 at Cleveland
5 Boomer Esiason Dec. 21, 1986 vs. N.Y. Jets
5 Boomer Esiason Oct. 29, 1989 vs. Tampa Bay
5 Carson Palmer Oct. 25, 2009 vs. Chicago
5 Andy Dalton Oct. 27, 2013 vs. N.Y. Jets

PASSES HAD INTERCEPTED
CAREER 160 Ken Anderson 1971-86
131 Boomer Esiason 1984-92, 97
100 Carson Palmer 2003-10
66 Andy Dalton 2011-14
62 Jeff Blake 1994-99

SEASON 22 Ken Anderson 1978
22 Boomer Esiason 1990
22 Jon Kitna 2001
20 Carson Palmer 2007
20 Carson Palmer 2010
20 Andy Dalton 2013

GAME 5 Boomer Esiason Oct. 16, 1988 at New England
4 (nine times; most recently Andy Dalton, Dec. 29, 2013 vs. Baltimore)

PASSER RATING
CAREER 86.9 Carson Palmer 2003-10
85.2 Andy Dalton 2011-14
83.1 Boomer Esiason 1984-92, 97
81.9 Ken Anderson 1971-86
79.3 Jeff Blake 1994-99
74.9 Virgil Carter 1970-73

NOTE: Minimum 500 attempts.

SEASON 101.1 Carson Palmer 2005
98.4 Ken Anderson 1981
97.4 Boomer Esiason 1988
95.7 Ken Anderson 1974
95.3 Ken Anderson 1982

NOTE: Minimum 14 attempts per games in season.

LONGEST PASSES
94-td Ken Anderson to Billy Brooks Nov. 13, 1977 at Minnesota
90-td Virgil Carter to Speedy Thomas Sept. 19, 1971 vs. Philadelphia
88-td Jeff Blake to Darnay Scott Sept. 17, 1995 at Seattle
86-td Boomer Esiason to Eddie Brown Nov. 6, 1988 vs. Pittsburgh
85-td Ken Anderson to Isaac Curtis Dec. 12, 1976 at N.Y. Jets

MOST 300-YARD GAMES
CAREER 23 Boomer Esiason 1984-92, 97
19 Ken Anderson 1971-86
17 Carson Palmer 2003-10
13 Andy Dalton 2011-14
8 Jeff Blake 1994-99

SEASON 5 Boomer Esiason 1987
5 Carson Palmer 2007
5 Andy Dalton 2013
4 Ken Anderson 1982
4 Boomer Esiason 1985
4 Boomer Esiason 1989
4 Carson Palmer 2010

CONSECUTIVE 4 Andy Dalton 2013 (Games 6-9)
3 Ken Anderson 1984 (Games 1-3)
2 (many times, most recently Andy Dalton, 2012, Games 2-3)

RECEIVING

TOTAL RECEPTIONS

Table with columns: CAREER, SEASON, GAME, Receptions, Player Name, Year. Includes records for Chad Johnson, Carl Pickens, T.J. Houshmandzadeh, and A.J. Green.

RECEIVING YARDS

Table with columns: CAREER, SEASON, GAME, Yards, Player Name, Year. Includes records for Chad Johnson, Isaac Curtis, and Eddie Brown.

AVERAGE YARDS PER RECEPTION

Table with columns: CAREER, SEASON, Average Yards, Player Name, Year. Includes records for Isaac Curtis, Eddie Brown, and Darnay Scott.

NOTE: Minimum 100 receptions.

RECEIVING TOUCHDOWNS

Table with columns: CAREER, SEASON, GAME, Touchdowns, Player Name, Year. Includes records for Chad Johnson, Carl Pickens, and Marvin Jones.

LONGEST RECEPTIONS

Table with columns: Distance, Player Name, Year. Includes records for Billy Brooks, Speedy Thomas, and Darnay Scott.

MOST 100-YARD GAMES

Table with columns: CAREER, SEASON, CONSECUTIVE, Games, Player Name, Year. Includes records for Chad Johnson, A.J. Green, and Carl Pickens.

PUNTING

TOTAL PUNTS

Table with columns: CAREER, SEASON, GAME, Punts, Player Name, Year. Includes records for Lee Johnson, Pat McInally, and Kevin Huber.

PUNTING YARDS

Table with columns: CAREER, SEASON, GAME, Punting Yards, Player Name, Year. Includes records for Lee Johnson, Kevin Huber, and Dave Lewis.

AVERAGE YARDS PER PUNT

Table with columns: CAREER, SEASON, Average Yards, Player Name, Year. Includes records for Kevin Huber, Dave Lewis, and Lee Johnson.

NOTE: Minimum 40 punts.

Table with columns: GAME, Average Yards, Player Name, Year. Includes records for Will Brice, Pat McInally, and Kevin Huber.

NOTE: Minimum three punts.

(Regular-season individual records, continued)

NET YARDS PER PUNT
CAREER 39.6 Kevin Huber ..... 2009-14
38.4 Dave Lewis ..... 1970-73
36.8 Dale Livingston ..... 1968-69
35.7 Kyle Larson ..... 2004-08
35.3 Lee Johnson ..... 1988-98
34.0 Pat McNally ..... 1976-85

NOTE: Minimum 100 punts.

SEASON 42.1 Kevin Huber ..... 2014
42.0 Kevin Huber ..... 2012
40.5 Kevin Huber ..... 2013
39.3 Dale Livingston ..... 1968
39.2 Kevin Huber ..... 2011

NOTE: Minimum 40 punts.

GAME 55.5 Kevin Huber ..... Dec. 1, 2013 at San Diego
51.3 Lee Johnson ..... Nov. 6, 1994 at Seattle
50.3 Kyle Larson ..... Dec. 9, 2007 vs. St. Louis
50.3 Kevin Huber ..... Oct. 27, 2013 vs. N.Y. Jets
49.0 Kevin Huber ..... Sept. 21, 2014 vs. Tennessee

NOTE: Minimum three punts.

INSIDE-20 PUNTS (SINCE 1976)

CAREER 186 Lee Johnson ..... 1988-98
160 Kevin Huber ..... 2009-14
157 Pat McNally ..... 1976-85
109 Kyle Larson ..... 2004-08
37 Nick Harris ..... 2001-03

SEASON 33 Kevin Huber ..... 2012
28 Kyle Larson ..... 2008
28 Kevin Huber ..... 2010
27 Lee Johnson ..... 1997
27 Kevin Huber ..... 2014

GAME 6 Lee Johnson ..... Nov. 2, 1997 vs. San Diego
5 Pat McNally ..... Oct. 5, 1980 at Green Bay
5 Pat McNally ..... Oct. 21, 1984 vs. Cleveland
5 Kevin Huber ..... Sept. 13, 2009 vs. Denver
5 Kevin Huber ..... Sept. 26, 2010 at Carolina

LONGEST PUNTS

75 Kyle Larson ..... Oct. 9, 2005 at Jacksonville
75 Kevin Huber ..... Dec. 1, 2013 at San Diego
73 Brad Costello ..... Dec. 13, 1998 at Indianapolis
72 Will Brice ..... Sept. 12, 1999 at Tennessee
72 Kevin Huber ..... Oct. 10, 2010 vs. Tampa Bay

PUNT RETURNS

TOTAL PUNT RETURNS

CAREER 140 Mike Martin ..... 1983-89
130 Lemar Parrish ..... 1970-77
126 Brandon Tate ..... 2011-14
91 Tommy Casanova ..... 1972-77
72 Keiwan Ratliff ..... 2004-07, '09-10

SEASON 51 Brandon Tate ..... 2011
43 Patrick Robinson ..... 1993
40 Quan Cosby ..... 2009
36 Brandon Tate ..... 2013
34 Craig Yeast ..... 2000

GAME 7 Tony Davis ..... Nov. 27, 1977 vs. N.Y. Giants
7 Craig Yeast ..... Sept. 10, 2000 vs. Cleveland
7 Brandon Tate ..... Oct. 2, 2011 vs. Buffalo
6 (seven times; most recently Brandon Tate, Oct. 31, 2013 at Miami)

PUNT RETURN YARDS

CAREER 1381 Mike Martin ..... 1983-89
1240 Brandon Tate ..... 2011-14
1201 Lemar Parrish ..... 1970-77
784 Tommy Casanova ..... 1972-77
754 Adam Jones ..... 2010-14

SEASON 543 Brandon Tate ..... 2011
474 Quan Cosby ..... 2009
376 Mike Martin ..... 1984
338 Lemar Parrish ..... 1974
336 Brandon Tate ..... 2013

GAME 126 T.J. Houshmandzadeh ..... Nov. 25, 2001 at Cleveland
114 Quan Cosby ..... Sept. 20, 2009 at Green Bay
106 Tommy Casanova ..... Oct. 8, 1972 vs. Denver
100 Carl Pickens ..... Sept. 20, 1992 at Green Bay
95 Lemar Parrish ..... Oct. 6, 1974 vs. Washington

AVERAGE YARDS PER PUNT RETURN

CAREER 11.42 Adam Jones (754 yards/66 ret.) ..... 2010-14
9.99 Quan Cosby (699 yards/70 ret.) ..... 2009-10
9.86 Mike Martin (1381 yards/140 ret.) ..... 1983-89
9.84 Brandon Tate (1240 yards/126 ret.) ..... 2011-14
9.74 Peter Warrick (526 yards/54 ret.) ..... 2000-04
9.64 Corey Sawyer (482 yards/50 ret.) ..... 1994-98
9.24 Lemar Parrish (1201 yards/130 ret.) ..... 1970-77

NOTE: Minimum 50 returns.

SEASON 18.778 Lemar Parrish (338 yards/18 ret.) ..... 1974
15.667 Mike Martin (376 yards/24 ret.) ..... 1984
12.045 Adam Jones (265 yards/22 ret.) ..... 2014
11.850 Quan Cosby (474 yards/40 ret.) ..... 2009
11.808 Corey Sawyer (307 yards/26 ret.) ..... 1994

NOTE: Minimum 1.25 returns per game in season.

PUNT RETURNS FOR TOUCHDOWNS

CAREER 4 Lemar Parrish ..... 1970-77
2 Mitchell Price ..... 1990-93
2 Craig Yeast ..... 1999-2000
2 Peter Warrick ..... 2000-04

SEASON 2 Lemar Parrish ..... 1974
2 Craig Yeast ..... 1999
1 (many times, most recently Adam Jones, 2012)

GAME 1 (many times, most recently Adam Jones, Sept. 16, 2012 vs. Cleveland)

LONGEST PUNT RETURNS

95-yd Carl Pickens ..... Sept. 20, 1992 at Green Bay
90-yd Lemar Parrish ..... Oct. 6, 1974 vs. Washington
86-yd Craig Yeast ..... Nov. 21, 1999 vs. Baltimore
86 T.J. Houshmandzadeh ..... Nov. 25, 2001 at Cleveland
82-yd Corey Sawyer ..... Sept. 25, 1994 at Houston
82-yd Peter Warrick ..... Dec. 17, 2000 vs. Jacksonville

KICKOFF RETURNS

TOTAL KICKOFF RETURNS

CAREER 146 Tremain Mack ..... 1997-2000
136 Stanford Jennings ..... 1984-90
127 Brandon Tate ..... 2011-14
122 Glenn Holt ..... 2006-08
115 Eric Ball ..... 1989-94

SEASON 64 Tab Perry ..... 2005
59 Glenn Holt ..... 2007
56 Bernard Scott ..... 2010
55 Deacon Turner ..... 1979
53 Brandon Bennett ..... 2003

GAME 8 Eric Bieniemy ..... Nov. 30, 1997 at Philadelphia
8 Tab Perry ..... Nov. 20, 2005 vs. Indianapolis
7 (many times, most recently Brandon Tate, Oct. 5, 2014 at New England)

KICKOFF RETURN YARDS

CAREER 3583 Tremain Mack ..... 1997-2000
3104 Brandon Tate ..... 2011-14
2961 Glenn Holt ..... 2006-08
2752 Stanford Jennings ..... 1984-90
2498 Brandon Bennett ..... 1998-2003

SEASON 1562 Tab Perry ..... 2005
1432 Glenn Holt ..... 2007
1382 Tremain Mack ..... 1999
1257 Bernard Scott ..... 2010
1231 Brandon Bennett ..... 2002

GAME 228 Brandon Bennett ..... Nov. 10, 2002 at Baltimore
212 Tremain Mack ..... Nov. 1, 1998 vs. Denver
206 Bernard Scott ..... Nov. 15, 2009 at Pittsburgh
201 Eric Bieniemy ..... Oct. 26, 1997 at N.Y. Giants
197 Tab Perry ..... Dec. 4, 2005 at Pittsburgh

AVERAGE YARDS PER KICKOFF RETURN

CAREER 24.66 Lemar Parrish (1504 yards/61 ret.) ..... 1970-77
24.54 Tremain Mack (3583 yards/146 ret.) ..... 1997-2000
24.48 Bernard Scott (1787 yards/73 ret.) ..... 2009-12
24.44 Brandon Tate (3104 yards/127 ret.) ..... 2011-14
24.27 Glenn Holt (2961 yards/122 ret.) ..... 2006-08
23.94 Bernard Jackson (2298 yards/96 ret.) ..... 1972-76

NOTE: Minimum 50 returns.

SEASON 31.26 Adam Jones (844 yards/27 ret.) ..... 2014
27.10 Tremain Mack (1382 yards/51 ret.) ..... 1999
26.11 Brandon Tate (914 yards/35 ret.) ..... 2013
25.89 Tremain Mack (1165 yards/45 ret.) ..... 1998
25.37 Willie Shelby (761 yards/30 ret.) ..... 1976

NOTE: Minimum 1.25 returns per games in season.



**KICKOFF RETURNS FOR TOUCHDOWNS**

<b>CAREER</b>	2	Tremain Mack .....	1997-2000
<b>SEASON</b>	1	(many times, most recently Bernard Scott, 2009)	
<b>GAME</b>	1	(many times, most recently Bernard Scott, Nov. 15, 2009 at Pittsburgh)	

**LONGEST KICKOFF RETURNS**

102-td	Eric Bieniemy .....	Oct. 26, 1997 at N.Y. Giants
100-td	Glenn Holt .....	Nov. 4, 2007 at Buffalo
99-td	Tremain Mack .....	Nov. 14, 1999 vs. Tennessee
98-td	Stanford Jennings .....	Nov. 13, 1988 at Kansas City
97-td	Willie Shelby .....	Oct. 3, 1976 at Cleveland
97-td	Tremain Mack .....	Sept. 27, 1998 at Baltimore
97	Adam Jones .....	Oct. 12, 2014 vs. Carolina

**INTERCEPTIONS**

**TOTAL INTERCEPTIONS**

<b>CAREER</b>	65	Ken Riley .....	1969-83
	33	Louis Breeden .....	1978-87
	31	David Fulcher .....	1986-92
	25	Lemar Parrish .....	1970-77
	24	Leon Hall .....	2007-14
<b>SEASON</b>	10	Deltha O'Neal .....	2005
	9	Ken Riley .....	1976
	8	Ken Riley .....	1983
	8	David Fulcher .....	1989
	8	Ashley Ambrose .....	1996
	8	Tory James .....	2004
<b>GAME</b>	3	Lemar Parrish .....	Dec. 17, 1972 at Houston
	3	Ken Riley .....	Dec. 12, 1976 at N.Y. Jets
	3	Louis Breeden .....	Dec. 14, 1980 at Chicago
	3	Ken Riley .....	Nov. 28, 1982 vs. L.A. Raiders
	3	David Fulcher .....	Oct. 1, 1989 at Kansas City
	3	David Fulcher .....	Dec. 17, 1989 vs. Houston
	3	Deltha O'Neal .....	Sept. 18, 2005 vs. Minnesota
	3	Leon Hall .....	Dec. 21, 2008 at Cleveland

**INTERCEPTION RETURN YARDS**

<b>CAREER</b>	596	Ken Riley .....	1969-83
	558	Louis Breeden .....	1978-87
	354	Lemar Parrish .....	1970-77
	305	Ray Griffin .....	1978-84
	289	Darryl Williams .....	1992-95, 2000-01
<b>SEASON</b>	167	Ray Griffin .....	1979
	145	Louis Breeden .....	1981
	141	Ken Riley .....	1976
	126	Darryl Williams .....	1993
	121	Ray Horton .....	1983
<b>GAME</b>	107	James Francis .....	Nov. 22, 1992 vs. Detroit
	102	Louis Breeden .....	Nov. 8, 1981 at San Diego
	102	Artrell Hawkins .....	Nov. 3, 2002 at Houston
	97	Darryl Williams .....	Nov. 7, 1993 vs. Pittsburgh
	96	Ray Griffin .....	Nov. 11, 1979 vs. San Diego

**LONGEST INTERCEPTION RETURNS**

102-td	Louis Breeden .....	Nov. 8, 1981 at San Diego
102-td	Artrell Hawkins .....	Nov. 3, 2002 at Houston
97-td	Darryl Williams .....	Nov. 7, 1993 vs. Pittsburgh
96-td	Ray Griffin .....	Nov. 11, 1979 vs. San Diego
75-td	Reggie Nelson .....	Oct. 30, 2011 at Seattle

**INTERCEPTION RETURNS FOR TOUCHDOWNS**

<b>CAREER</b>	5	Ken Riley .....	1969-83
	4	Lemar Parrish .....	1970-77
	3	Ray Griffin .....	1978-84
	3	James Griffin .....	1983-85
	3	James Francis .....	1990-98
	3	Johnathan Joseph .....	2006-10
<b>SEASON</b>	2	Lemar Parrish .....	1972
	2	Tommy Casanova .....	1976
	2	Scott Perry .....	1978
	2	Ray Griffin .....	1980
	2	Ken Riley .....	1983
<b>GAME</b>	2	Lemar Parrish .....	Dec. 17, 1972 at Houston

**SACKS**

**TOTAL SACKS**

(SINCE 1976)

<b>CAREER</b>	83.5	Eddie Edwards .....	1977-88
	62.5	Reggie Williams .....	1976-89
	59.0	Ross Browner .....	1978-86
	43.5	Justin Smith .....	2001-07
	35.5	Carlos Dunlap .....	2010-14
<b>SEASON</b>	22.0	Coy Bacon .....	1976
	13.0	Eddie Edwards .....	1983
	12.5	Geno Atkins .....	2012
	12.0	Eddie Edwards .....	1980
	11.5	Michael Johnson .....	2012
<b>GAME</b>	5.0	Eddie Edwards .....	Dec. 21, 1980 vs. Cleveland
	5.0	Antwan Odom .....	Sept. 20, 2009 at Green Bay
	4.0	Alfred Williams .....	Oct. 16, 1994 at Pittsburgh
	3.5	Gerald Dixon .....	Dec. 21, 1997 vs. Baltimore
	3.0	(many times; most recently Vincent Rey, Nov. 10, 2013 at Baltimore)	

# REGULAR-SEASON TEAM RECORDS

## WINS/LOSSES

### GAMES WON

SEASON	12	1981
	12	1988
	11	1975
	11	2005
	11	2013

### HIGHEST WINNING PERCENTAGE

SEASON	.786	1975 (11-3)
	.750	1981 (12-4)
	.750	1988 (12-4)
	.714	1973 (10-4)
	.714	1976 (10-4)

### CONSECUTIVE GAMES WON

ALL GAMES	8	1970 (Games 8-14) and 1971 (Game 1)
	7	1973 (Games 9-14) and 1974 (Game 1)

ONE SEASON	7	1970 (Games 8-14)
	6	1973 (Games 9-14)
	6	1975 (Games 1-6)
	6	1988 (Games 1-6)

HOME GAMES	11	2012 (one), 2013 (eight) and 2014 (two)
	10	1988 (eight) and 1989 (two)
	9	1975 (three) and 1976 (six)
	9	2012 (one) and 2013 (eight)
	8	1973 (seven) and 1974 (one)

ROAD GAMES	5	2008 (one) and 2009 (four)
	4	(six times; most recently 2014)

### GAMES LOST

SEASON	14	2002
	13	(four times, most recently 1998)

### LOWEST WINNING PERCENTAGE

SEASON	.125 (2-14)	2002
	.188 (3-13)	(four times, most recently 1998)

### CONSECUTIVE GAMES LOST

ALL GAMES	11	1992 (Game 16) and 1993 (Games 1-10)
	10	2010 (Games 4-13)
	9	1977 (Game 14) and 1978 (Games 1-8)
	9	1993 (Game 16) and 1994 (Games 1-8)
	9	1998 (Games 6-14)

HOME GAMES	11	1998 (five) and 1999 (six)
	7	2002
	6	1987
	6	1992 (one) and 1993 (five)

ROAD GAMES	15	1992 (three), 1993 (eight) and 1994 (four)
	10	1979 (eight) and 1980 (two)
	10	1990 (two) and 1991 (eight)

ONE SEASON	10	1993 (Games 1-10)
	10	2010 (Games 4-13)
	9	1998 (Games 6-14)
	8	(four times, most recently 2008, Games 1-8)

## SCORING

### POINTS SCORED

SEASON	448	1988
	441	1985
	430	2013
	421	1981
	421	2005

GAME	61	Dec. 17, 1972 at Houston
	61	Dec. 17, 1989 vs. Houston
	58	Nov. 28, 2004 vs. Cleveland
	56	Oct. 29, 1989 vs. Tampa Bay
	55	Nov. 6, 1983 at Houston

HALF	45	Dec. 17, 1972 at Houston.....2nd half
	41	Dec. 21, 1975 vs. San Diego.....1st half
	38	Dec. 20, 1970 vs. Boston.....1st half
	38	Nov. 20, 1983 vs. Houston.....1st half

QUARTER	31	Nov. 17, 2013 vs. Cleveland.....2nd quarter
	28	Dec. 17, 1972 at Houston.....4th quarter
	28	Oct. 23, 1988 vs. Houston.....1st quarter
	28	Nov. 19, 1989 vs. Detroit.....2nd quarter
	27	Oct. 5, 1986 at Green Bay.....2nd quarter
	27	Dec. 21, 1975 vs. San Diego.....1st quarter

*NOTE: The Bengals' highest point total in a third quarter is 21 (five times), most recently Dec. 17, 1989 vs. Houston.*

## TOUCHDOWNS

SEASON	59	1988
	54	2013
	53	1985
	52	1989
	51	1981
	51	1986

GAME	8	Oct. 29, 1989 vs. Tampa Bay
	8	Dec. 17, 1989 vs. Houston
	7	(eight times, most recently Oct. 27, 2013 vs. N.Y. Jets)

### RUSHING TOUCHDOWNS

SEASON	27	1988
	24	1983
	24	1986
	23	1979
	23	1997

GAME	5	Nov. 6, 1983 at Houston
	5	Oct. 23, 1988 vs. Houston
	4	(seven times, most recently Dec. 12, 1999 vs. Cleveland)

### PASSING TOUCHDOWNS

SEASON	33	2013
	32	1989
	32	2005
	31	1985
	30	1981

GAME	6	Oct. 29, 1989 vs. Tampa Bay
	6	Sept. 16, 2007 at Cleveland
	5	Dec. 21, 1986 vs. N.Y. Jets
	5	Dec. 17, 1989 vs. Houston
	5	Oct. 25, 2009 vs. Chicago
	5	Oct. 27, 2013 vs. N.Y. Jets

### POINTS AFTER TOUCHDOWNS

SEASON	56	1988
	52	2013
	50	1986
	50	1989
	49	1981
	49	1985

GAME	8	Oct. 29, 1989 vs. Tampa Bay
	7	(seven times, most recently Oct. 27, 2013 vs. N.Y. Jets)

### FIELD GOALS

SEASON	33	2011
(total)	31	2007
	30	2012
	29	1995
	28	1994
	28	2005

SEASON	2.06	2011 (33 field goals/16 games)
(average per team game)	1.94	2007 (31 field goals/16 games)
	1.93	1972 (27 field goals/14 games)
	1.88	2012 (30 field goals/16 games)
	1.81	1995 (29 field goals/16 games)
	1.79	1970 (25 field goals/14 games)

GAME	7	Nov. 11, 2007 at Baltimore
	6	Nov. 6, 1994 at Seattle
	5	(seven times, most recently Sept. 7, 2014 at Baltimore)

### SAFETIES

SEASON	3	1993
	2	(four times, most recently 1995)

GAME	1	(many times, most recently Nov. 23, 2014 at Houston)
------	---	--

## OFFENSE

### FIRST DOWNS

SEASON	361	1981
	351	1988
	348	1986
	348	1989
	344	1985

GAME	35	Dec. 17, 1989 vs. Houston
	34	Nov. 17, 1975 vs. Buffalo
	34	Dec. 7, 1975 at Philadelphia
	34	Nov. 27, 1988 vs. Buffalo
	34	Dec. 4, 1997 vs. Tennessee

(Regular-season team records, continued)

**TOTAL NET YARDS**

<b>SEASON</b>	6490	1986
	6101	1989
	6057	1988
	5968	1981
	5900	1985

<b>GAME</b>	621	Dec. 21, 1986 vs. N.Y. Jets
	584	Dec. 7, 1986 at New England
	584	Dec. 17, 1989 vs. Houston
	582	Oct. 7, 1990 at L.A. Rams
	571	Nov. 22, 1981 vs. Denver

**NET YARDS RUSHING**

<b>SEASON</b>	2710	1988
	2533	1986
	2483	1989
	2329	1979
	2314	2000

<b>GAME</b>	407	Oct. 22, 2000 vs. Denver
	300	Dec. 7, 1986 at New England
	292	Dec. 3, 2000 vs. Arizona
	279	Dec. 12, 1999 vs. Cleveland
	276	Dec. 4, 1997 vs. Tennessee

**RUSHING ATTEMPTS**

<b>SEASON</b>	563	1988
	560	1979
	542	1983
	540	1984
	538	1987

<b>GAME</b>	61	Oct. 11, 1987 at Seattle
	57	Nov. 9, 2003 vs. Houston
	55	Oct. 14, 1973 vs. Pittsburgh
	55	Dec. 4, 1977 at Kansas City
	55	Dec. 4, 1983 at Pittsburgh

**AVERAGE YARDS PER RUSHING ATTEMPT**

<b>SEASON</b>	4.862	1986 (2533 yards/521 att.)
	4.813	1988 (2710 yards/563 att.)
	4.694	1989 (2483 yards/529 att.)
	4.675	2000 (2314 yards/495 att.)
	4.640	1999 (2051 yards/442 att.)

**NET YARDS PASSING**

<b>SEASON</b>	4136	2013
(total)	4012	2007
	3995	1981
	3957	1986
	3833	2006

<b>SEASON</b>	259.89	1982 (2339 yards/nine games)
(average per team game)	258.50	2013 (4136 yards/16 games)
	250.75	2007 (4012 yards/16 games)
	249.69	1981 (3995 yards/16 games)
	247.31	1986 (3957 yards/16 games)

<b>GAME</b>	483	Oct. 7, 1990 at L.A. Rams
	447	Nov. 19, 1989 vs. Detroit
	441	Nov. 17, 1975 vs. Buffalo
	417	Nov. 12, 2006 vs. San Diego
	416	Dec. 21, 1986 vs. N.Y. Jets

**PASSING ATTEMPTS**

<b>SEASON</b>	602	2001
	591	2002
	590	2010
	587	2013
	586	1995

<b>GAME</b>	68	Dec. 30, 2001 vs. Pittsburgh
	56	Dec. 20, 1982 at San Diego
	54	Dec. 25, 1989 at Minnesota
	53	Nov. 22, 1987 vs. Pittsburgh
	53	Oct. 31, 2013 at Miami

**COMPLETIONS**

<b>SEASON</b>	373	2007
	365	2010
	364	2013
	362	2005
	350	2002

<b>GAME</b>	40	Dec. 20, 1982 at San Diego
	37	Nov. 18, 2007 vs. Arizona
	36	Oct. 24, 2010 at Atlanta
	35	Dec. 30, 2001 vs. Pittsburgh
	34	Sept. 12, 2010 at New England

**PASSES HAD INTERCEPTED**

<b>SEASON</b>	30	1978
	26	2001
	25	1980
	23	1990
	22	(four times, most recently 2004)

<b>GAME</b>	5	(six times, most recently Nov. 25, 2001 at Cleveland)
-------------	---	---

**FEWEST SACKS ALLOWED**

<b>SEASON</b>	17	2007
(total)	21	2005
	23	2014
	24	1972
	24	1973

<b>SEASON</b>	1.06	2007 (17 sacks/16 games)
(average per team game)	1.31	2005 (21 sacks/16 games)
	1.44	2014 (23 sacks/16 games)
	1.56	1995 (25 sacks/16 games)
	1.56	2011 (25 sacks/16 games)

**MOST SACKS ALLOWED**

<b>SEASON</b>	63	1979
(total)	57	1969
	53	1993
	53	1998
	52	2000

<b>SEASON</b>	4.07	1969 (57 sacks/14 games)
(average per team game)	3.94	1979 (63 sacks/16 games)
	3.31	1993 (53 sacks/16 games)
	3.31	1998 (53 sacks/16 games)
	3.25	2000 (52 sacks/16 games)

<b>GAME</b>	10	Oct. 19, 1969 vs. Denver
	10	Nov. 29, 1992 vs. Pittsburgh
	10	Oct. 13, 1996 at Pittsburgh

**DEFENSE**

**FEWEST POINTS ALLOWED**

<b>SEASON</b>	177	1982 (strike season with nine games)
(total)	210	1976
	229	1972
	231	1973
	235	1977

<b>SEASON</b>	15.00	1976 (210 points/14 games)
(average per team game)	16.36	1972 (229 points/14 games)
	16.50	1973 (231 points/14 games)
	16.79	1977 (235 points/14 games)
	17.57	1975 (246 points/14 games)

<b>GAME</b>	0	(many times, most recently Dec. 14, 2014 at Cleveland)
-------------	---	--

**MOST POINTS ALLOWED**

<b>SEASON</b>	460	1999
	456	2002
	452	1998
	437	1985
	435	1991

<b>GAME</b>	52	Dec. 8, 2002 at Carolina
	51	Sept. 9, 1979 at Buffalo
	51	Sept. 16, 2007 at Cleveland
	50	Dec. 20, 1982 at San Diego
	49	Nov. 19, 1995 vs. Pittsburgh
	49	Nov. 12, 2006 vs. San Diego
	49	Nov. 21, 2010 vs. Buffalo

<b>HALF</b>	42	Nov. 12, 2006 vs. San Diego (2nd half)
	41	Sept. 9, 1979 at Buffalo (2nd half)
	36	Nov. 19, 1995 vs. Pittsburgh (2nd half)
	36	Dec. 8, 2002 at Carolina (2nd half)

**FEWEST FIRST DOWNS ALLOWED**

<b>GAME</b>	5	Dec. 14, 2014 at Cleveland
	6	Oct. 14, 1973 vs. Pittsburgh
	6	Dec. 12, 1976 at N.Y. Jets
	7	Sept. 26, 1976 vs. Green Bay
	8	Nov. 30, 1969 at Buffalo
	8	Dec. 20, 1970 vs. Boston
	8	Nov. 28, 1971 vs. San Diego

(Regular-season team records, continued)

**FEWEST TOTAL NET YARDS ALLOWED**

<b>SEASON</b>	2,893	1982 (strike season with nine games)
<b>(total)</b>	3,552	1972
	3,670	1976
	3,705	1973
	3,906	1971

<b>SEASON</b>	253.71	1972 (3552 yards/14 games)
<b>(average per team game)</b>	262.14	1976 (3670 yards/14 games)
	264.64	1973 (3705 yards/14 games)
	270.44	1983 (4327 yards/16 games)
	279.00	1971 (3906 yards/14 games)

<b>GAME</b>	36	Sept. 26, 1976 vs. Green Bay
	72	Dec. 12, 1976 at N.Y. Jets
	107	Dec. 14, 2014 at Cleveland
	130	Nov. 28, 1971 vs. San Diego
	137	Sept. 17, 1972 at New England

**FEWEST NET YARDS RUSHING ALLOWED**

<b>GAME</b>	11	Dec. 12, 1999 vs. Cleveland
	22	Dec. 23, 1990 vs. Houston
	25	Sept. 19, 2004 vs. Miami
	26	Sept. 19, 1982 at Pittsburgh
	27	Oct. 13, 1985 vs. N.Y. Giants
	27	Sept. 15, 1996 vs. New Orleans

**MOST NET YARDS RUSHING ALLOWED**

<b>GAME</b>	313	Oct. 26, 1969 at Kansas City
	309	Dec. 7, 1969 at Oakland
	293	Nov. 12, 1972 vs. Oakland
	281	Dec. 22, 1985 at New England
	275	Oct. 7, 2001 at Pittsburgh

**FEWEST NET YARDS PASSING ALLOWED**

<b>GAME</b>	-35	Sept. 26, 1976 vs. Green Bay
	-4	Oct. 4, 1981 at Houston
	3	Sept. 15, 1974 vs. Cleveland
	8	Dec. 12, 1976 at N.Y. Jets
	19	Nov. 24, 1991 vs. L.A. Raiders

**MOST NET YARDS PASSING ALLOWED**

<b>GAME</b>	504	Nov. 19, 2006 at New Orleans
	486	Dec. 20, 1982 at San Diego
	443	Oct. 13, 1985 vs. New York Giants
	442	Oct. 1, 1995 vs. Miami
	437	Dec. 5, 1999 vs. San Francisco

**INTERCEPTIONS**

<b>SEASON</b>	34	1996
	31	2005
	27	1971
	26	1976
	25	1984

<b>GAME</b>	6	Nov. 28, 1971 vs. San Diego
	6	Dec. 12, 1976 at N.Y. Jets

**SACKS**

<b>SEASON</b>	51	2012
<b>(total)</b>	48	2001
	46	1976
	45	1992
	45	2011

<b>SEASON</b>	3.29	1976 (46 sacks/14 games)
<b>(average per team game)</b>	3.19	2012 (51 sacks/16 games)
	3.07	1973 (43 sacks/14 games)
	3.00	2001 (48 sacks/16 games)
	2.81	1992 (45 sacks/16 games)
	2.81	2011 (45 sacks/16 games)

<b>GAME</b>	8	Oct. 16, 1994 at Pittsburgh
	8	Dec. 9, 2001 vs. Jacksonville
	7	(nine times, most recently Sept. 10, 2006 at Kansas City)

**PENALTIES**

**FEWEST PENALTIES INCURRED**

<b>SEASON</b>	50	1969
	55	1968
	56	1982 (strike season with nine games)
	69	1998
	71	1970

**FEWEST PENALTY YARDS INCURRED**

<b>SEASON</b>	475	1982 (strike season with nine games)
<b>(total)</b>	556	1969
	586	1968
	591	2008
	618	1994

<b>SEASON</b>	36.94	2008 (591 yards/16 games)
<b>(average per team game)</b>	38.63	1994 (618 yards/16 games)
	38.75	1998 (620 yards/16 games)
	39.19	1990 (627 yards/16 games)
	39.71	1969 (556 yards/14 games)

**MOST PENALTIES INCURRED**

<b>SEASON</b>	126	1999
	118	1980
	114	2009
	111	1986
	110	1978
	110	1985
	110	2005

<b>GAME</b>	17	Sept. 18, 2005 vs. Minnesota
	16	Oct. 6, 1985 vs. N.Y. Jets
	16	Nov. 7, 1999 at Seattle
	15	(three times, most recently Nov. 21, 1999 vs. Baltimore)

**MOST PENALTY YARDS INCURRED**

<b>SEASON</b>	1027	1999
<b>(total)</b>	1000	2013
	956	1978
	949	1980
	921	1971

<b>SEASON</b>	65.79	1971 (921 yards/14 games)
<b>(average per team game)</b>	64.19	1999 (1027 yards/16 games)
	62.50	2013 (1000 yards/16 games)
	61.36	1977 (859 yards/14 games)
	59.75	1978 (956 yards/16 games)

<b>GAME</b>	134	Nov. 10, 2013 at Baltimore
	133	Oct. 1, 1978 at San Francisco
	132	Nov. 1, 1987 vs. Houston

# OPPONENTS' INDIVIDUAL GAME RECORDS

## SCORING

### TOTAL POINTS

<b>GAME</b>	24	Roland Hooks, Sept. 9, 1979 at Buffalo (four rushing TDs)
	24	Az-Zahir Hakim, Oct. 3, 1999 vs. St. Louis (three receiving TDs/one punt return TD)
	24	LaDainian Tomlinson, Nov. 12, 2006 vs. San Diego (four rushing TDs)

### TOUCHDOWNS

<b>GAME</b>	4	Roland Hooks, Sept. 9, 1979 at Buffalo (four rushing TDs)
	4	Az-Zahir Hakim, Oct. 3, 1999 vs. St. Louis (three rec. TDs/one PR TD)
	4	LaDainian Tomlinson, Nov. 12, 2006 vs. San Diego (four rushing TDs)

### FIELD GOALS

<b>GAME</b>	5	Pat Leahy, Sept. 16, 1984 at N.Y. Jets (five for five)
	5	Nick Lowery, Nov. 13, 1988 at Kansas City (five for five)
	5	Rich Karlis, Dec. 25, 1989 at Minnesota (five for six)
	5	Matt Stover, Oct. 29, 1995 vs. Cleveland (five for five)
	5	Matt Stover, Dec. 26, 1999 at Baltimore (five for five)
	5	Steve Christie, Dec. 26, 2004 vs. N.Y. Giants (five for five)
	5	Dan Carpenter, Oct. 31, 2010 vs. Miami (five for five)
	5	Stephen Goskowski, Oct. 5, 2014 vs. New England (five for five)

### LONGEST FIELD GOALS

60	Steve Cox, Oct. 21, 1984 vs. Cleveland
58	Robbie Gould, Sept. 8, 2013 at Chicago
55	Sebastian Janikowski, Nov. 25, 2012 vs. Oakland
54	Eddie Murray, Dec. 11, 1983 vs. Detroit
54	Dan Carpenter, Oct. 31, 2010 vs. Miami
54	Phil Dawson, Nov. 27, 2011 vs. Cleveland

## RUSHING

### TOTAL RUSHING ATTEMPTS

<b>GAME</b>	45	Jamie Morris, Dec. 17, 1988 vs. Washington (OT) (152 rushing yards)
	41	Franco Harris, Oct. 17, 1976 at Pittsburgh (143 rushing yards)
	40	Adrian Murrell, Sept. 28, 1997 vs. N.Y. Jets (156 rushing yards)

### RUSHING YARDS

<b>GAME</b>	227	Priest Holmes, Nov. 22, 1998 vs. Baltimore (36 attempts)
	216	Jamal Lewis, Sept. 16, 2007 at Cleveland (27 attempts)
	215	Terrell Davis, Sept. 21, 1997 at Denver (27 attempts)
	202	Earl Campbell, Oct. 26, 1980 at Houston (27 attempts)
	201	Larry Johnson, Jan. 1, 2006 at Kansas City (26 attempts)

### RUSHING TOUCHDOWNS

<b>GAME</b>	4	Roland Hooks, Sept. 9, 1979 at Buffalo
	4	LaDainian Tomlinson, Nov. 12, 2006 vs. San Diego
	3	(many times, most recently Larry Johnson, Jan. 1, 2006 at Kansas City)

### LONGEST RUSHES

92-td	Bo Jackson, Nov. 5, 1989 at L.A. Raiders
88	Bo Jackson, Dec. 16, 1990 at L.A. Raiders
80-td	Warren McVea, Oct. 26, 1969 at Kansas City

## PASSING

### TOTAL PASSING ATTEMPTS

<b>GAME</b>	63	Elvis Grbac, Sept. 23, 2001 vs. Baltimore (33 completions)
	62	Phil Simms, Oct. 13, 1985 vs. N.Y. Giants (40 completions)
	62	Joe Flacco, Sept. 7, 2014 at Baltimore (35 completions)
	58	Donovan McNabb, Nov. 16, 2008 vs. Philadelphia (28 completions)
	56	Jason Campbell, Nov. 17, 2013 vs. Cleveland (27 completions)

### COMPLETIONS

<b>GAME</b>	40	Phil Simms, Oct. 13, 1985 vs. N.Y. Giants (62 attempts)
	37	Drew Brees, Nov. 19, 2006 at New Orleans (52 attempts)
	35	Joe Flacco, Sept. 7, 2014 at Baltimore (62 attempts)
	33	Dan Marino, Oct. 1, 1995 vs. Miami (48 attempts)
	33	Elvis Grbac, Sept. 23, 2001 vs. Baltimore (63 attempts)

### PASSING YARDS

<b>GAME</b>	513	Phil Simms, Oct. 13, 1985 vs. N.Y. Giants (40 completions/62 attempts)
	510	Drew Brees, Nov. 19, 2006 at New Orleans (37 completions/52 attempts)
	450	Dan Marino, Oct. 1, 1995 vs. Miami (33 completions/48 attempts)
	437	Jeff Garcia, Dec. 5, 1999 vs. San Francisco (33 completions/49 attempts)
	435	Dan Fouts, Dec. 20, 1982 at San Diego (25 completions, 40 attempts)

### TOUCHDOWN PASSES

<b>GAME</b>	5	Warren Moon, Oct. 14, 1990 at Houston
	5	Jim Kelly, Oct. 21, 1991 at Buffalo
	5	Warren Moon, Oct. 11, 1992 vs. Houston
	5	Kelly Holcomb, Nov. 28, 2004 vs. Cleveland
	5	Derek Anderson, Sept. 16, 2007 at Cleveland

### PASSES HAD INTERCEPTED

<b>GAME</b>	5	Daryle Lamonica, Nov. 2, 1969 vs. Oakland (44 passes)
	5	Daunte Culpepper, Sept. 18, 2005 vs. Minnesota (37 passes)
	5	Kyle Orton, Sept. 25, 2005 at Chicago (39 passes)
	5	Brett Favre, Oct. 30, 2005 vs. Green Bay (39 passes)

## LONGEST PASSES

99-td	Jeff Garcia to Andre' Davis.....	Oct. 17, 2004 at Cleveland
94-td	Ben Roethlisberger to Martavis Bryant.....	Dec. 7, 2014 vs. Pittsburgh
87-td	Jerry Rhome to Charlie Joiner.....	Dec. 13, 1970 at Houston
87-td	Kyle Orton to Brandon Stokley.....	Sept. 13, 2009 vs. Denver
84-td	Jim Kelly to Chris Burkett.....	Sept. 14, 1986 vs. Buffalo
84-td	Jay Schroeder to Willie Gault.....	Nov. 5, 1989 at L.A. Raiders

## RECEIVING

### TOTAL RECEPTIONS

<b>GAME</b>	14	Jimmy Smith, Jan. 2, 2000 at Jacksonville (165 receiving yards)
	13	Art Monk, Dec. 15, 1985 at Washington (230 receiving yards)
	13	Hines Ward, Nov. 30, 2003 at Pittsburgh (149 receiving yards)
	12	Mark Bavaro, Oct. 13, 1985 vs. N.Y. Giants (176 receiving yards)

### RECEIVING YARDS

<b>GAME</b>	260	Wes Chandler, Dec. 20, 1982 at San Diego (10 receptions)
	230	Art Monk, Dec. 15, 1985 at Washington (13 receptions)
	220	James Lofton, Oct. 21, 1991 at Buffalo (eight receptions)
	201	Roddy White, Oct. 24, 2010 at Atlanta (11 receptions)

### RECEIVING TOUCHDOWNS

<b>GAME</b>	3	Warren Wells, Dec. 7, 1969 at Oakland
	3	Roger Carr, Sept. 19, 1976 at Baltimore
	3	Haywood Jeffries, Oct. 11, 1992 vs. Houston
	3	Haywood Jeffries, Nov. 14, 1993 vs. Houston
	3	Az-Zahir Hakim, Oct. 3, 1999 vs. St. Louis
	3	Steve Heiden, Nov. 28, 2004 vs. Cleveland
	3	Marvin Harrison, Dec. 18, 2006 at Indianapolis
	3	Stevie Johnson, Nov. 21, 2010 vs. Buffalo

## PUNTING

### TOTAL PUNTS

<b>GAME</b>	12	Bill Van Heusen, Oct. 6, 1968 at Denver (532 punting yards)
	12	Josh Miller, Oct. 15, 2000 at Pittsburgh (526 punting yards)

### LONGEST PUNTS

76	Lee Johnson, Sept. 9, 2001 vs. New England
74	Dan Pastorini, Oct. 24, 1976 at Houston
74	Brad Wing, Dec. 7, 2014 vs. Pittsburgh
72	Brian Hansen, Oct. 17, 1993 vs. Cleveland
72	Sean Landeta, Sept. 20, 1998 vs. Green Bay
72	Josh Miller, Nov. 30, 2003 at Pittsburgh

## PUNT RETURNS

### PUNT RETURN YARDS

<b>GAME</b>	153	Steve Smith, Dec. 8, 2002 at Carolina (three returns)
	127	Billy "White Shoes" Johnson, Oct. 5, 1975 at Houston (six returns)
	120	Josh Cribbs, Oct. 4, 2009 at Cleveland (six returns)

### LONGEST PUNT RETURNS

95-td	Lamont Brightful, Nov. 10, 2002 at Baltimore
92-td	Eric Metcalf, Sept. 4, 1994 vs. Cleveland
87-td	Jermaine Lewis, Sept. 27, 1998 at Baltimore
87-td	Steve Smith, Dec. 8, 2002 at Carolina

## KICKOFF RETURNS

### KICKOFF RETURN YARDS

<b>GAME</b>	229	Desmond Howard, Oct. 28, 2001 at Detroit (five returns)
	220	Terrence McGee, Dec. 24, 2005 vs. Buffalo (five returns)
	212	Richard Alston, Nov. 28, 2004 vs. Cleveland (10 returns)

### LONGEST KICKOFF RETURNS

105-td	Mercury Morris, Sept. 14, 1969 vs. Miami
105-td	Trindon Holliday, Nov. 4, 2012 vs. Denver
103-td	Bob Gresham, Sept. 23, 1973 vs. Houston
101-td	Derrick Mason, Nov. 18, 2001 vs. Tennessee
100-td	Max Anderson, Sept. 22, 1968 vs. Buffalo
100-td	Jon Vaughn, Dec. 20, 1992 vs. New England

## INTERCEPTIONS

### TOTAL INTERCEPTIONS


<b>GAME</b>	3	Mike Wagner, Oct. 28, 1973 at Pittsburgh
	3	Lee Roy Jordan, Nov. 4, 1973 at Dallas
	3	Anthony Leonard, Oct. 1, 1978 at San Francisco
	3	Todd Scott, Sept. 27, 1992 vs. Minnesota
	3	Antrel Rolle, Nov. 18, 2007 vs. Arizona

### LONGEST INTERCEPTION RETURNS

98-td	Chad Williams, Dec. 1, 2002 vs. Baltimore
94-td	Brent Grimes, Oct. 31, 2013 at Miami
85-td	Kelvin Hayden, Dec. 7, 2008 at Indianapolis
83-td	Phillip Buchanon, Sept. 14, 2003 at Oakland



**BENGALS FOUNDER  
PAUL BROWN**



# **TEAM HISTORY**

# TEAM CHRONOLOGY

## PRE-1966

Paul Brown had left the Cleveland Browns following the 1962 season, with an NFL coaching record of 115-49-6 and three league championships. He had also won four titles with the Browns in the All-America Football Conference, before they joined the NFL. But Brown was ousted from Cleveland by Art Modell, who had bought the Browns franchise in 1961. Despite Brown's founder's status with the Cleveland club, he had never been majority owner, and Modell showed Brown the door while telling the already legendary coach, "This can never be my team as long as you are here." It was a compliment, in a fashion, but it was a bitter blow to pro football's legendary innovator. Brown sought to return to the game, with operational control of a franchise, and in 1965 his son Mike completed a study on pro football expansion. The study recommended Cincinnati as a potential site. Later that year, Paul Brown met with Ohio Governor James Rhodes, who agreed to support a push for a second team for the state.

## 1966

Faced with serious concerns from the Reds baseball team regarding Crosley Field, as well as with growing civic support to push for pro football, Cincinnati's city council approved the construction of a dual-purpose downtown riverfront stadium, with seating capacity of more than 50,000.

## 1967

Cincinnati was awarded an American Football League expansion franchise on May 24, and on Sept. 26, the league's ownership decision came down in favor of the group led by Paul Brown. The franchise was to begin play in 1968, but it acquired its first player late in '67, trading two draft picks to the Miami Dolphins for QB John Stofa. And what would the team's nickname be? A Cincinnati newspaper poll showed much sentiment among Queen City fans for the name "Buckeyes," but Brown nixed that idea. Brown said that the name "belonged to Ohio State," and he added that the "Buckeyes" weren't all that popular in Kentucky, Indiana and West Virginia, which he considered part of a regional fan base for his team. Ownership instead chose the nickname "Bengals," with Brown making the announcement at an Oct. 26 news conference. The tiger theme was familiar to Brown, who had enjoyed great success with the Massillon (Ohio) High School Tigers early in his coaching career. Also, "Bengals" had been the nickname of a Cincinnati pro football franchise of the late 1930s and early '40s, and Brown had three members of that original Bengals team at his news conference. Brown cited a "precedence for reviving old team nicknames," noting that the Baltimore Colts and Buffalo Bills carried the same nicknames as previous unrelated pro teams in their towns. As for how the original team came to be known as Bengals, one school of thought associated the name with a hugely popular mid-'30s movie called "The Lives of a Bengal Lancer." The movie dealt not with tigers, but with the exploits of British soldiers in colonial India. That concept was clearly in Paul Brown's mind some 32 years after the movie's 1935 nomination for Best Picture, because Brown said at the nickname news conference, "We mean the tigers, not the lancers." But whatever connection may have been made between the original team and the movie, it seems to have been more a case of coincidence than design. The original Bengals indisputably used tiger images in promoting the team. And Hal Pennington, who coached and managed the team after his 1934 graduation from Xavier University as a multi-sport star, said in a '67 interview that he named the team to represent a tiger theme. Pennington said he was sitting in his mother's kitchen when he was struck by a product or advertisement — he couldn't remember exactly what — whose trademark included the name "Bengal" and a tiger-head image. "The (tiger) picture was so animated, it inspired me," Pennington recalled. "I just figured 'Bengals' would be a good name for the team."

## 1968

The Bengals fielded their first team, with an agreement to play two seasons at Nippert Stadium, on the University of Cincinnati campus, during construction of the as-yet-unnamed downtown stadium. The Bengals were placed as the fifth team the AFL's Western Division, bringing league membership to 10. They were awarded 40 veteran players in the AFL allocation draft, but the draft was not generous to Cincinnati, allowing existing teams wide latitude to protect the best talent. Of the 40 selections, only 16 ever played for Cincinnati, and only three would play as many as four seasons. G Pat Matson of Oregon, obtained from the Denver Broncos, would play the most Bengals seasons (seven) of any of the expansion draft signees. In the college draft, the Bengals selected Tennessee

center Bob Johnson as their first pick. Johnson would go on to play 12 Bengals seasons, with an AFL All-Star game selection. The Bengals played their first preseason game on Aug. 3 at Nippert, losing 38-14 to Kansas City before a crowd of 21,682. Jon Stofa was the starting QB against the Chiefs. In the regular season, the Bengals lost their opener at San Diego, with rookie Dewey Warren as starting QB, but Cincinnati won its next two, posting double-digit margins at home over Denver and Buffalo. The team would win only once more, however, finishing 3-11. Though Warren, a sixth-round draft choice from Tennessee, took the first regular-season snap at QB, Stofa and future Bengals head coach Sam Wyche also saw significant time at QB during the season. Regular-season home attendance averaged 25,766. Rookie RB Paul Robinson led the AFL in rushing with 1023 yards and was named AFL Rookie of the Year.

## 1969

The team selected QB Greg Cook of the University of Cincinnati with its first draft pick (fifth overall), and Cook was an immediate sensation. He led the second-year club to a 3-0 start, including victories over AFL powerhouses Oakland and Kansas City. "If (Cook) stays with it, I've got myself another Otto Graham," Paul Brown said. But Cook suffered a shoulder injury in Cincinnati's Game 3 win over Kansas City, and though he returned to play later in the season, winning the AFL passing title and league Offensive Rookie of the Year honors, he never fully recovered from the injury. The Chillicothe, Ohio native would play in only one more game after '69, and likely more than any other Bengals player, he has inspired thoughts of "what might have been." Cook's average-yards-per-pass-attempt in '69 was 9.41, still a team record through 2014 and the oldest surviving mark in the franchise record book. Although the team faltered after Cook's injury, finishing 4-9-1, Brown was named AFL Coach of the Year, and LB Bill Bergey, the team's second-round draft pick, was named AFL Defensive Rookie of the Year. Local support for the Bengals grew steadily, and on Oct. 7, the club announced that the remainder of the home season at Nippert Stadium was sold out. On Nov. 9, the Bengals played the franchise's first game on an artificial surface, tying Houston 31-31 at the Astrodome. The club experienced a tragedy on the morning of Sept. 15, day of the season opener, when LB Frank Buncom of Southern California, a 29-year-old about to enter his eighth NFL season, was found dead at the team hotel, due to a blood clot that had reached a lung.

## 1970

The year was a highly significant one for the Bengals, in both a football and a civic sense. On the football side, the Bengals moved into the NFL as part of the league's merger with the AFL. Paul Brown's quest in returning to pro football, following his ouster from Cleveland by Art Modell in 1962, had always been about re-joining the NFL. So when the Bengals began play in the AFL in 1968, it was key for Brown to know that the '70 NFL-AFL merger was already approved. There was much debate and controversy over exactly how the leagues would combine. The Bengals pushed strongly for a full merger, with the 26 clubs divided into two 13-team conferences. Other interests sought to keep the 16 NFL teams and 10 AFL teams in separate conferences of unequal size. But the full-merger view prevailed, with the NFL's Baltimore Colts, Cleveland Browns and Pittsburgh Steelers agreeing to join the 10 AFL teams in the new American Football Conference (AFC). The remaining 13 NFL teams formed the National Conference. The Bengals were part of a four-team AFC Central Division, joined by Cleveland, Pittsburgh and the AFL Houston Oilers. Thus was born the twice-annual "Battle of Ohio" between the Bengals and Browns. The Bengals started horribly on the field, losing six of their first seven games, but they roared to life in winning their last seven and claimed the first AFC Central title at 8-6, by a game over Cleveland. The Bengals became, at that time, the youngest franchise (third year of existence) to reach the NFL playoffs. Baltimore squelched the Bengals 17-0 in the first round of the playoffs, but that Colts club would go on to win Super Bowl V, and Brown won the Associated Press NFL Coach of the Year award. On the civic side, 1970 was the debut season for Cincinnati's dual-sport downtown stadium, which would be the Bengals' home through 1999. It was announced on Jan. 9 that the facility was officially named "Cincinnati Riverfront Stadium," but in popular usage the name soon became just "Riverfront Stadium." Though seating capacity for football varied, due to whether the Reds' home baseball season was still on, the new stadium roughly doubled the capacity of Nippert Stadium. The Bengals first played at Riverfront on Aug. 8, defeating Washington in a preseason game. The first regular-season game was on Sept. 20, a 31-21 win over Oakland, with QB and future Bengals head coach Sam



Wyche scoring the new facility's first regular-season football points, on a five-yard TD run in the first quarter. The club averaged 58,251 home attendance in the regular season. The baseball Reds had begun their tenure at Riverfront with a game vs. Atlanta on June 30.

#### 1971

The Bengals went 5-0-1 in preseason and opened the regular season with high hopes of defending their AFC Central Division title. They started off with a 37-14 rout of Philadelphia at home, but they lost the next seven and finished at 4-10. The puzzling outfit stumbled despite outgaining foes by more than 25 yards per game and posting a plus-16 turnover differential. Six of their losses came by four points or less. QB Sam Wyche, who would become Bengals head coach in 1984, was traded in May to Washington, and Virgil Carter was the starting QB for most of the season. But Carter missed some time with injuries, allowing for the debut of third-round draft pick Ken Anderson, who immediately attracted notice as a prospect of great promise. Anderson could not turn the '71 season around, but it was the start of a 16-year career (longest in Bengals history through 2014) that would end with him holding all the team's major passing records at that time. The first of Anderson's career 197 Bengals TD passes was a five-yarder to WR Eric Crabtree in the fourth quarter of a 20-17 loss on Oct. 3 at Green Bay. On Nov. 28, the Bengals posted the first shutout in franchise history, 31-0 at home over San Diego. Regular-season home attendance was strong in Riverfront Stadium's second year, as the average of 59,266 would not be topped until the 2003 season at Paul Brown Stadium. Cincinnati's Dave Lewis won his second consecutive NFL punting title, averaging 44.8 yards.

#### 1972

The team rallied from the disappointment of 1971 to finish 8-6 for the second time in three seasons. It wasn't enough for a second playoff berth in three years, but Coach Paul Brown said at season's end that the Bengals had met his goal of becoming a "fully competitive" NFL franchise by Year Five. (The Bengals would back up those words by going 38-18 over the next four seasons.) Besides the drama of a playoff bid that ended with a loss to Cleveland in Game 13, the season's major storyline was the battle between veteran Virgil Carter and second-year Ken Anderson for the No. 1 QB spot. Anderson got Brown's nod in preseason, but Carter took the job back for Game 9 vs. Oakland, after Anderson had struggled in a 40-17 loss to Pittsburgh. Carter was injured in the Oakland game, however, and Anderson started Game 10, a 20-19 upset loss to a Baltimore team that had won only twice. Carter started in a Game 11 win at Chicago, but passed for only 120 yards with two INTs, and Anderson was re-installed at No. 1 for a Game 12 win vs. the Giants. Anderson started the crucial Game 13 vs. Cleveland, but he was sidelined with an injury, and the Browns sealed a 27-24 win when Carter suffered an INT by LB Billy Andrews on a short pass to Cleveland's goal line with 0:36 to play. Anderson came back to start the play-for-pride season finale, directing a 61-17 romp at Houston, and Anderson would not again be seriously challenged until 1984, when at age 35 he was bothered by injuries and began to give way to Boomer Esiason. DT Mike Reid, Cincinnati's top pick from the 1970 draft, was the only Bengal named to the Pro Football Writers' first-team All-Pro squad, but rookie S Tommy Casanova also made a big impression and was voted by his teammates as the club's MVP. The 61 points scored at Houston stands through 2014 as a club record. It has been matched once since, in a 61-7 win vs. the same Houston franchise in 1989.

#### 1973

The Bengals claimed their second AFC Central title in the division's four-year existence, winning their last six games after a 4-4 start and claiming the crown over 10-4 Pittsburgh via conference-record tiebreaker. The Bengals' rivalry with the Steelers heated up in '73, with Pittsburgh QB Terry Bradshaw saying, "I'd really rather beat Cincinnati than anybody." The Bengals and Steelers split their two season meetings. In postseason, the Bengals lost 34-16 at Miami, which would go on to win Super Bowl VIII. It marked the second time in two playoff appearances that the Bengals were eliminated by the team that would go on to win it all. Though the schedule at this time remained at just 14 games, the Bengals missed by just 15 total yards having two 1000-yard rushers. Veteran Essex Johnson had 997 yards, and bruising 12th-round draft choice Boobie Clark had 988. Clark was named AFC Rookie of the Year. Through 2014, only six teams in NFL history have had two 1000-yard rushers in a season (Bengals not among them), and four of those instances came in 16-game seasons. The '73 offense was further improved by WR Isaac Curtis, a first-round draft pick who would go on to play 12 excellent seasons for Cincinnati. The NFL's rules on

home television blackouts were changed for 1973, with blackouts lifted on games sold out 72 hours in advance, and the Sept. 24 game vs. Houston — a 24-10 Bengals victory — became the first Bengals home contest with live local TV. Paul Brown turned 65 on Sept. 7, but retirement was not on his mind. He would go on to serve through 1975 as head coach, and he would remain the Bengals' chief executive until his death in 1991 at age 82.

#### 1974

A break-even (7-7) season for Cincinnati included the individual highlight of QB Ken Anderson winning the first of his four NFL passing titles. He posted a league-best 95.7 rating, with 213 completions in 328 attempts (64.9 percent) for 2667 yards, with 18 TDs and 10 INTs. In a Nov. 10 win vs. Pittsburgh, Anderson set a Bengals record (still standing through 2014) for completion percentage, ringing up a 90.9 by connecting on 20-of-22. Through 2014, that's third-best in NFL history (minimum 20 attempts). CB Lemar Parrish led the NFL in punt returns, with an 18.8-yard average that remains through '14 as the franchise record. The Bengals were 7-4 through 11 games, but were still a game and a half behind first-place Pittsburgh, and Cincinnati lost its last three contests. The Bengals swept the "Battle of Ohio" series vs. Cleveland for the first time, winning 33-7 at home in the season opener and 34-24 at Cleveland in Game 5. The campaign was preceded by a tumultuous offseason. Labor unrest roiled the league scene well into the preseason. The NFL Players Association called a strike, but not all players were on board, and most teams welcomed willing veterans into training camps. The Bengals were at the top in terms of veterans reporting to camp. Early preseason games were played with large numbers of rookies and other new personnel, however, and the Bengals offered fans refunds to those games. Most fans kept their tickets. The strike effort dwindled as preseason neared its end, and the regular season opened normally. Prior to preseason, the Bengals also were in the thick of an NFL battle against player raids by the new World Football League, as they disputed the WFL Philadelphia franchise's signing of star LB Bill Bergey to a contract to begin in 1976, even though Bergey still was obligated to the Bengals through 1975. The Bengals lost that battle in court, but the decision wound up being moot. Bergey's offers from the unstable new league eventually fell through, and on July 10 of '74, Cincinnati traded Bergey to Philadelphia's NFL team, the Eagles, for first-round draft choices in 1976 and '77, plus a second-rounder in '77.

#### 1975

In their final season with Paul Brown as head coach, the Bengals opened with six straight wins and went on to post an 11-3 record. Their .786 winning percentage stands through 2014 as the best in franchise history, and their plus-differential in yards per game (81.2, on 361.4 offensively vs. 280.2 defensively) also stands as a franchise record. The team also set a franchise record for fumble recoveries per game (1.57, on 22 total). But two of Cincinnati's losses were to AFC Central Division rival Pittsburgh, and the Steelers took the division title at 12-2, setting up their drive to the Super Bowl X championship. The Bengals qualified as the AFC Wild Card team for the playoffs, but had to play on the road at Oakland, which also had finished 11-3, and the Raiders prevailed, 31-28, withstanding a Bengals rally from a 31-14 deficit. QB Ken Anderson won the second of his four NFL passing championships, with a 93.9 rating, and he was also named Dodge NFL Man of the Year, an award reflecting both athletic and civic achievement. Attempts to revive the injury-plagued career of iconic QB Greg Cook ended on July 9, when the Bengals allowed Kansas City to claim Cook on waivers. Cook played in preseason for the Chiefs but did not reach the regular season with the club. The Bengals opened the preseason in the Hall of Fame game at Canton, Ohio, playing Washington on Aug. 2 on a day when the on-field temperature was estimated at 105, believed to be the hottest conditions ever (through 2014) for any Bengals game. Labor unrest forced the preseason to unfold under another strike threat, but it was averted just before the regular season began. The Bengals defense was strong despite the pre-training camp loss of Pro Bowl DT Mike Reid, who retired at age 26 to pursue a career in music. The last player still with the Bengals from the 1968 expansion draft, G Pat Matson, was traded to Green Bay on Sept. 10. Prior to the season, Paul Brown hired Kim Wood as the first "strength coach" in franchise history, citing the need for a more comprehensive year-round conditioning program for players. Wood would serve in the job through 2002.

#### 1976

On Jan. 1, Paul Brown announced his retirement as head coach, while remaining general manager and overall chief executive. Brown had coached 41 seasons at various levels of football, with a career including dominance at the high school level, a national championship at Ohio State, and an AAFC and NFL dynasty with the Cleveland Browns. Brown also led the expansion Bengals into

the playoffs in their third season (1970), making them the "youngest franchise" in league history at that time to reach postseason. His overall coaching record was 342-126-15, for a winning percentage of .724. Brown named Bill "Tiger" Johnson, Bengals offensive line coach since the franchise's inception, as his successor as head coach. Johnson led the team to a 10-4 record, tied with Pittsburgh atop the AFC Central, but the Steelers won a tiebreaker (head-to-head sweep) for the division title, and the Bengals lost out to 11-3 New England for what was then a lone AFC Wild Card spot in the playoffs. The Bengals' .714 winning percentage is the highest (through 2014) of any Cincinnati team not to make the playoffs. The Bengals entered the final regular-season weekend tied with Pittsburgh at 9-4, but the Steelers clinched the playoff spot with a Saturday win against Houston. The Bengals were playing only for pride the following day when they swamped the New York Jets 42-3 in what was to be the last Jets appearance by Hall of Fame QB Joe Namath. The Bengals acquired defensive end Coy Bacon in a March 31 trade with San Diego for WR Charlie Joiner, and Bacon contributed 22.0 sacks, still the Bengals record through 2014, and by a margin of 9.0. The team had 46 sacks, and its average of 3.29 per game is still the franchise record through 2014. Also still a record through '14 is the club's average yield of only 15.0 points per game. CB Ken Riley led the AFC with nine INTs. In the first round of the draft, Cincinnati selected HB Archie Griffin, the two-time Heisman Trophy winner from Ohio State, and Griffin went on to play for the Bengals through 1983.

### 1977

Head coach Bill Johnson posted a second straight winning record (8-6), but the team missed the playoffs, one game behind AFC Central champion Pittsburgh. The Bengals logged a huge win in Game 15, beating Pittsburgh 17-10 in a Saturday afternoon contest at frigid Riverfront Stadium (temperatures hovering between five and 10 degrees). The game left the teams tied for the division lead, and the Bengals were assured of winning a season-end tiebreaker, based on better point differential in their 1-1 season split with the Steelers. But on the final weekend, Pittsburgh won 10-9 over San Diego, and the Bengals fell 21-16 at Houston. The Oilers tied the Bengals' 8-6 record and officially took second place in a tiebreaker, but Houston also missed the postseason. The Bengals rallied into contention after a 2-3 start that included a season-opening loss to underdog Cleveland, the first time the Bengals had lost in a season opener played at home, following six straight wins in that situation. On Nov. 13 at Minnesota, QB Ken Anderson and WR Billy Brooks teamed up for a 94-yard TD pass, which stands through 2014 as the longest pass play in franchise history. The season ended the NFL's 17-year run (1961-77) of playing a 14-game regular-season schedule.

### 1978

The Bengals and the NFL played the first year with a 16-game schedule, and it was a long 16 for Cincinnati. QB Ken Anderson missed the first four games with a broken bone in his right hand, and Bill Johnson resigned as head coach following an 0-5 start. Among the first four games, Cincinnati's losing margins included one point (vs. Kansas City), three points (in overtime at Cleveland) and two points (vs. New Orleans). Johnson was replaced as head coach by Homer Rice, who had joined the staff for '78 as quarterbacks coach. The team dropped to a 1-12 mark before rallying to win the last three games. The Bengals closed the year with a 48-16 rout of Cleveland, a 32-point winning margin that stands through 2014 as Cincinnati's largest in the Battle of Ohio series. Prior to the season, CB Lemar Parrish and DE Coy Bacon were traded to Washington for the Redskins' first-round draft pick in 1979 (used to select RB Charles Alexander). Two Pro Bowlers, TE Bob Trumpy and S Tommy Casanova, retired prior to the season. On July 26, Paul Brown's eldest son, Robin, died of cancer at age 46, and Paul Brown had to cancel plans to be the presenter for Weeb Ewbank at Ewbank's Pro Football Hall of Fame induction. The Ben-Gals cheerleaders were in the news in '78. They attracted considerable new attention, going away from their "malt shop" look to a more revealing uniform, described at the time as "chic, smart and sexy, but not vulgar."

### 1979

Fullback Pete Johnson powered his way to 15 TDs, a club record at the time. But the team finished 4-12 in its only full season under head coach Homer Rice, who was released the day after the Dec. 16 season finale. The team struggled despite a plus-15 mark in turnover differential (44 takeaways, 29 giveaways). On Dec. 28, Rice was replaced by former Cleveland Browns head coach Forrest Gregg, who resigned as head coach of the CFL Toronto Argonauts to take the job. During the season, controversy flared over the publication of "PB: The Paul

Brown Story," an autobiography written by Brown in collaboration with sportswriter Jack Clary. The book included lengthy and explicit criticism of Cleveland Browns owner Art Modell, who had fired Brown as Cleveland head coach after the 1962 season. Modell made a formal complaint to the league office, charging Brown with violating league policy on public criticism of other teams' management. Brown eventually was fined \$10,000 by Pete Rozelle, whose appointment as NFL Commissioner in 1960 had been spearheaded by Brown. After paying his fine, Brown told reporters, "I have sent (Rozelle) his check, but I stand by the book as written. His (Rozelle's) action is not based on any judgment on the facts I have presented." Prior to the season, on Jan. 17, the Bengals created the coaching staff's first full-time position in charge of special teams, hiring Frank Gansz. On Nov. 14, after an injury to C Blair Bush, C Bob Johnson was coaxed out of retirement and played the remainder of the season. Johnson was the team's original No. 1 draft pick in 1968, and when he hung up his cleats for good after the '79 season, it marked the final departure of the last player who had been on the inaugural '68 club. On Sept. 23 vs. Houston, Bengal Chris Bahr kicked a 55-yard FG, which would stand alone as longest in franchise history for 33 years, until Mike Nugent tied it in 2012.

### 1980

Forrest Gregg managed only a 6-10 record in his first season as head coach, but he was laying the groundwork for a trip to the Super Bowl the following year. The first building block in that plan was the drafting of Southern California OT Anthony Munoz with the No. 3 overall selection. Munoz, who 18 years later would be a first-ballot Hall-of-Fame inductee, having played his entire career with Cincinnati, was enthusiastically endorsed by Gregg as Cincinnati's top choice. Gregg's deciding moment came when he was accidentally knocked to the ground by an errant Munoz forearm while working Munoz out in a supposedly "light-contact" drill on a scouting trip. Gregg himself was a Hall of Fame OT, inducted in 1977. After drafting Munoz, the Bengals endured a high-profile and acrimonious contract negotiation with Munoz agent Mike Trope. But Munoz was signed just before training camp, hyped as "the NFL's first million-dollar offensive tackle," and he started all season at LOT. Gregg instituted notably tougher discipline policies on Bengals players and became the first Cincinnati head coach to insist players wear sport coats and ties on road trips. But on the field, QB Ken Anderson was injury-plagued and wound up splitting time with Jack Thompson on an offense whose 244 total points ranked last in the AFC. Gregg notched two of his wins against defending league champion Pittsburgh, but his club lost twice to eventual AFC Central champ Cleveland, which had fired him as head coach after the 1977 campaign.

### 1981

The Bengals began the year with a dramatically redesigned uniform, highlighted by their now-signature striped helmets, and they ended the season in the Super Bowl, losing a heartbreaking 26-21 decision to San Francisco. The Bengals were favored in Super Bowl XVI at Pontiac, Mich., but they finished minus-three in turnover differential and fell short in trying to erase a 20-0 halftime deficit. Still, it was a foundational year for Bengals-mania in the Tri-State. Coach Forrest Gregg's second Bengals edition won the AFC Central Division title by four games, with a 12-4 record, and they won home playoff games over Buffalo and San Diego. Cincinnati's 27-7 "Freezer Bowl" AFC Championship win over the Chargers was played in conditions of minus-59 wild chill, still the lowest in NFL history through 2014. (The recorded temperature was minus-nine, second lowest in league history). Attendance at the Freezer Bowl was 46,302, more than creditable considering the weather, and having weathered the cold is such a point of pride among longtime fans, it's said jokingly that more than 10 times that number of 46,302 now claim to have been in the stands. QB Ken Anderson earned NFL Most Valuable Player honors with a league-best and career-high passer rating of 98.4. With 29 TD passes and just 10 INTs, Anderson posted a 2.9-to-1 ratio, best in franchise history through 2014. TE Dan Ross and rookie WR Cris Collinsworth had big receiving years. Ross' 71 receptions was a club record to that point. FB Pete Johnson rumbled for a then club-record 1077 rushing yards, with 12 TDs. Future Hall of Fame OT Anthony Munoz played his second season and earned his first of what would be a Bengals-record 11 Pro Bowl berths. Defensively, the front line trio of DEs Ross Browner and Eddie Edwards and DT Wilson Whitley were in the fourth of their five seasons starting together. An outstanding veteran LB corps of Jim LeClair, Reggie Williams, Glenn Cameron and Bo Harris finished 1-4 in tackles. CB Ken Riley, by far the franchise's all-time INT leader, was in the 13th of his 15-season Bengals career. For QB Anderson, getting to his eventual season accolades was no easy journey. The year began with Anderson trade rumors (nothing materialized), and Anderson went through preseason in an open competition with Jack Thompson, the franchise's No. 1 draft pick from 1979. Anderson became sure of the season-

opening job only when Thompson became unavailable, due to an injury in the final preseason contest. Anderson fared poorly in the season opener vs. Seattle and was benched in favor of Turk Schonert. But although Schonert was a hero that day, leading a wild come-from-behind win, Anderson was re-installed by Gregg the following week and went on to his memorable season. Cincinnati swooned over rookie WR Collinsworth, who produced the franchise's first 1000-yard receiving season (1009) and displayed a magnetic personality that by year's end infected fans far beyond the Queen City. In December, Collinsworth became the first Bengals player featured on a Sports Illustrated cover. The offense had four Pro Bowlers (Anderson, Collinsworth, Johnson and OT Anthony Munoz), and the special teams had one (P Pat McInally), but the defense had none. Paul Brown was named NFL Executive of the Year by The Sporting News. Tickets for Super Bowl XVI were only \$40 face value. It was also an historic year for technology in the Bengals organization. On Sept. 25, it was confirmed to media that the club had bought and installed its first office-wide computer system, with "several terminals available for the ticket office and other business needs." As noted above, the new uniforms for 1981 featured tiger-striped helmets, and they made quite a splash. The design was chosen by Paul Brown, who said he wanted the helmet to be "instantly recognizable even from a distance." The bold look sparked debate among fans, and the Cincinnati Enquirer quoted a source from NFL Properties as saying "the design was not our first choice" among several presented to the Bengals. "But," the Enquirer source continued, "these helmets will definitely get recognized." Indeed, they have become an institution, still distinctive among NFL headgear after 30-plus years.

## 1982

The Bengals finished a strike-shortened season at 7-2, tied for the second-best record in the AFC. QB Ken Anderson was at the height of his Cincinnati prowess, winning his fourth NFL passing title (95.3 rating). Anderson stands through 2014 as the only Bengal to win more than two major NFL season titles of any variety. Anderson's 70.55 completion percentage was an NFL season record at the time, and through '14 it still stands as third-best in league history. Anderson also set a standing Bengals season record for passing yards per game, at 277.2. Isaac Curtis and Cris Collinsworth were in their second year as a Cadillac duo at wide receiver, helping Anderson to his high marks. But a players' strike began after Week 2 and lasted 57 days, until Nov. 17. Games scheduled in Weeks 3-9 wound up being canceled, and Week 10 games were rescheduled for Jan. 2, a week after the regular season had been scheduled to end. They were the first NFL regular-season games not played in the calendar year of the season. The defending AFC champion Bengals split their first two games, and when play resumed after the strike, they established themselves as again one of the top clubs in the conference, winning four straight to stand at 5-1. Cincinnati was 6-1 in its seven post-strike games, the only loss being a memorable 50-34 Monday night shootout at San Diego. In that game, Anderson set a Bengals record for completions (40) that still stands through 2014, but the Chargers' 661 yards net offense stands as the most ever allowed by the Bengals, and Chargers WR Wes Chandler set a still-standing Cincinnati opponents' record with 260 receiving yards. Buoyed by the previous season's AFC championship and the strong regular-season finish, Bengals fans had high hopes of a second straight Super Bowl appearance as the playoffs began. But in one of the most stunning losses in Bengals history, Cincinnati opened an expanded playoff format by falling 44-17 to the underdog New York Jets at Riverfront Stadium. The Jets' point total stands through 2014 as the most ever in the playoffs against the Bengals, and Freeman McNeil's 202 rushing yards also still stand as a Bengals opponent playoff record. Four Bengals went to the Pro Bowl — Anderson, WR Cris Collinsworth, OT Anthony Munoz and TE Dan Ross. The nine regular-season games played were the fewest in the NFL since 1934, the year before the league adopted standard number of games for all teams. Bengals players were among the first to vote as a team to end the strike, doing so Nov. 11 in a meeting at the club's Spinney Field practice facility.

## 1983

It was a tumultuous year from start to finish as the Bengals posted a 7-9 record, dropping from the postseason picture after going 19-6 over the previous two regular seasons. In January, the new United States Football League announced that it would begin play in the spring of 1984, and the USFL roiled the '83 offseason by pursuing contracts with NFL players and coaches, including a number of Bengals. G Dave Lapham and TE Dan Ross signed "future contracts" with the new league for 1984, and they would indeed go there, but they played out their Bengals contracts for Cincinnati in '83. The biggest stunner to Cincinnati fans came June 27, when star WR Cris Collinsworth signed a future contract to

begin in 1985 with the USFL Tampa Bay Bandits. But over an extended period of angst in Bengals Nation, extending into February 1985, Collinsworth and Bandits owner John Bassett never fully consummated their deal. Collinsworth wound up playing his full pro football career (through 1988) with the Bengals. In July, offensive coordinator Lindy Infante signed a future deal as head coach of the USFL Jacksonville Bulls, and rather than let him coach in Cincinnati under his '83 contract, the Bengals fired him for breach of contract. On June 3, once highly-touted QB Jack Thompson was traded to the Tampa Bay Bucs for a 1984 first-round draft choice. On July 26, Bengals DE Ross Browner and FB Pete Johnson were among the first four NFL players ever suspended by the NFL for illegal drug activity. They missed all of training camp and Games 1-4 of the regular season. The team lost six of its first seven games, and in Game 6, a Monday night Riverfront Stadium visit by Pittsburgh, Steelers DE Keith Gary inflicted a severe neck sprain on QB Ken Anderson, bringing him down with a visually sickening twist of the face mask. Though Gary would in the end be only fined by the NFL (not suspended), the play proved to be key in raising NFL awareness that QBs were often in vulnerable positions and needed more rules protection. "It's fortunate (the play) was on national television," said Paul Brown. "Maybe now it won't be repeated." Anderson missed the next three games. On Nov. 20 vs. Houston, an obscure rookie drafted in the 10th round made his first NFL start, as an injury replacement. The player was Tim Krumrie, who would take over as full-time starter the next season and become one of the best defensive linemen and most admired players in franchise history. The Bengals rallied to finish 6-3 over their last nine games, and coach Forrest Gregg was under contract through 1984. But on Dec. 24, Gregg resigned with the team's blessing to take the head coaching job in Green Bay, where he had played his way into the Hall of Fame as an offensive tackle. On Dec. 29, the Bengals replaced Gregg with University of Indiana head coach Sam Wyche, a former Bengals QB who five years later would join Gregg as the only other Bengal coach to take the team to the Super Bowl. Despite their disappointing season, the Bengals led the NFL in total defense under Gregg and coordinator Hank Bullough, allowing only 270.4 yards per game. The performance stands through 2014 as the club's only No. 1 defensive ranking.

## 1984

Rookie head coach Sam Wyche took the Bengals on a wild ride that ended just short of a playoff berth. The team rose from an 0-5 start to finish 8-8, winning its last four. After routing Buffalo 52-21 in a 1 p.m. ET season finale, the Bengals needed the 11-4 L.A. Raiders to win at home over 8-7 Pittsburgh in a 4 p.m. game. That result would have produced a Bengals-Steelers tie for the AFC Central title, and the Bengals would have been declared champions via tiebreaker. But the Steelers dashed Cincinnati's hopes in a 13-7 win over the Raiders, as Wyche and a number of invited media members watched on television at the coach's home. Wyche juggled his quarterbacks all season, due to injuries and/or coaching decisions. Ken Anderson began and finished the year as No. 1, starting nine games, but rookie Boomer Esiason started four and veteran Turk Schonert started three. Esiason made the first of his eventual 123 Bengals starts on Oct. 7 vs. Houston, in a battle of 0-5 teams. Esiason didn't dazzle, passing for 159 yards with no TDs and two INTs, but the Bengals won 13-3, and Esiason would finish 3-1 in his four starts on the year. Prior to the season, it was a big year for Cincinnati in the trade department. The Bengals entered April holding the No. 1 overall pick in the draft, via their 1983 trade of QB Jack Thompson to Tampa Bay. But with the top prospect, Brigham Young QB Steve Young, having signed with the USFL Los Angeles Express, the Bengals traded the pick on April 5 to New England, gaining the Nos. 16 and 28 spots in round one. The Bengals selected DE Pete Koch of Maryland at No. 16 and G Brian Blados of North Carolina at No. 28. The Patriots used the No. 1 pick on Nebraska WR Irving Fryar. On May 29, the Bengals made arguably the best straight player-for-player trade in franchise history, sending FB Pete Johnson to San Diego for RB James Brooks. Johnson would prove to be on the downside of his career, while Brooks would have a stellar Bengals tenure through 1991. The year 1984 was, and remains through 2014, the second time in club history for the Bengals to have three first-round draft picks (first year was 1977). With their own first-round '84 selection, the Bengals chose LB Ricky Hunley of Arizona, but Hunley became (and remains through 2014) the only Bengals first-rounder never to sign with Cincinnati. Hunley's stalemated contract negotiations set a Bengals record for length, and on Oct. 9, he was traded to Denver for three future selections, two of which brought Cincinnati productive WR Tim McGee (first round 1986) and Pro Bowl S David Fulcher (third round 1986).

## 1985

The 7-9 Bengals scored 441 points in Sam Wyche's second season as head coach, a club record at the time. But their 437 points allowed also was a record

to that point. Rookie WR Eddie Brown, who had surprisingly been available with the No. 13 pick in the '85 draft, missed the first 18 days of training camp due to contract talks, but he wound up as Associated Press NFL Rookie of the Year after catching 53 passes for 942 yards and eight TDs. Bengals icon Ken Anderson opened the season as the starting QB, but the 15th-year vet was supplanted in Game 3 by second-year pro Boomer Esiason, who went on to pass for 27 TDs and just 12 INTs while posting a 93.2 passer rating. The team rebounded from an 0-3 start to stand 7-7 after a rousing 50-24 win over Dallas, and a playoff berth was clearly within range in an AFC Central Division race in which no team was able to dominate. But in Game 15, the Bengals lost 27-24 at Washington after leading 24-7, and their only hope for the playoffs entering the final weekend was via tiebreaker in a possible three-way deadlock with Pittsburgh and Cleveland. The day before their season finale at New England, they were eliminated — and Cleveland became division champion — when Pittsburgh lost a Saturday game to the New York Giants. Prior to and during the season, the team had a number of high-profile personnel issues. Star WR Cris Collinsworth, who had stunned Cincinnati fans in 1983 by signing a "future contract" with the United States Football League's Tampa Bay Bandits, was to join the Bandits for their 1985 spring season. But after a soap-opera series of "will he go or will he stay?" events, Collinsworth re-signed with Cincinnati on Feb. 27. WR Isaac Curtis, a premier Bengal for 12 years, was released in July and shortly thereafter announced his retirement from pro football. DE Ross Browner went to Houston of the USFL in the spring, but he re-signed with Cincinnati in late August. TE Dan Ross, another ex-Bengal who had gone to the USFL, was re-acquired by Cincinnati in late August but was traded to Seattle in October.

### 1986

The '86 team was the second Bengals club, and the last one through 2014, to win 10 or more games and not make the playoffs. They lost their chance for a division title when they were bombed 34-3 by eventual champ Cleveland in Game 15 at Riverfront Stadium, but they stayed alive for a Wild Card berth to the very end. After swamping the N.Y. Jets 52-21 on the season's final Sunday, they were set to qualify with a Miami win over visiting New England on Monday night. But as many Bengals players gathered to watch at a popular Cincinnati night spot, the Patriots won 34-27, taking the AFC East title by a game over the Jets and eliminating Cincinnati from postseason. The 10-6 Jets and 10-6 Chiefs took the Wild Card spots over the Bengals via tiebreaker, with better records against AFC foes. In his first full season as Bengals starting QB, Boomer Esiason passed for a then-club-record 3959 yards, and RB James Brooks posted a club record that still stands through 2014 for yards from scrimmage (1773, on 1087 rushing and 686 receiving). LB Reggie Williams won the prestigious NFL Man of the Year award, for his combined football and community efforts. In late July, the NFL completed successful defense of a multi-million-dollar antitrust suit filed by the U.S. Football League. The courts ruled technically in favor of the USFL, but awarded only a token \$1 in damages. "(The suit) could have been catastrophic to the NFL," Bengals assistant GM Mike Brown told reporters. "We are glad to see it end in what we consider a complete victory." In '86, the NFL began the regular use of instant replay officiating and stepped up its drug-testing program, two measures that were supported by the Bengals. After a year of instant replay, however, the Bengals would later join a minority of teams that unsuccessfully opposed its continuation.

### 1987

The Bengals entered the season with big plans, after finishing 10-6 in 1986, but their aspirations were to be dashed. They started 1-1, but the loss was an exceedingly painful one, as Cincinnati lost to San Francisco despite having a lead and the ball with :06 to play. After that loss, the NFL players' union went on strike. Games scheduled for Week 3 were canceled, the next three games were played primarily by replacement players. Cincinnati went 1-2 in the three "replacement games." The replacement-player strategy led to picketing by Bengals veterans outside the team's practice facility, but replacement ball was effective in breaking the strike. A total of 85 NFL veterans crossed picket lines to play in the first replacement games, and though the Bengals were a stronger union team than many, LB Reggie Williams was among the 85. The flow increased after the first replacement weekend, though the Bengals had only one additional defection from the strike ranks, DE Eddie Edwards. But veterans agreed leaguewide to return for Game 6 and beyond, without a settlement to their labor issues. The "real Bengals," however, could not get it back together again, posting a 2-8 record after their return, for a 4-11 overall team finish. The season ended with widespread speculation that fourth-year head coach Sam

Wyche would be replaced, but Bengals general manager Paul Brown announced Dec. 30 that the club would honor the final year of Wyche's five-year contract. Brown termed the 1987 season "an aberration" for which Wyche should not take the brunt of blame, and looking ahead to 1988, Brown told media, "We have a team with talent, and yours truly does not consider this to be a rebuilding year." Brown and Wyche, of course, were to be vindicated as the Bengals would go on to win the 1988 AFC Championship. One bright spot from '87 was the first Pro Bowl berth for NT Tim Krumrie, the 10th-round '83 draft choice who had already earned status as a key player and fan favorite. Prior to the '87 campaign, Bengals Nation saw the end of an era, as QB Ken Anderson announced his retirement on June 2. The 1986 season had been Anderson's 16th as a Bengal, a term that stands through 2014 as the longest in franchise history. Anderson had participated in the team's spring minicamp, but changed his mind about a 17th season following a late May exam that showed reduced strength in his right (throwing) shoulder. "The doc told me, 'You're starting to wear out a little bit,'" Anderson said, "and there is life after football. I want to make sure that I can continue to play golf and otherwise enjoy that life."

### 1988

Snubbed on the NFL's prime-time TV schedule after a 4-11 season, the Bengals staged one of the biggest turnarounds in NFL history, posting a 12-4 record. They clinched the AFC home field advantage for the playoffs, and won games at Riverfront Stadium over Seattle and Buffalo before losing a dramatic Super Bowl XXIII by 20-16 to San Francisco at Joe Robbie Stadium in Miami. In the Super Bowl, the Bengals took a 16-13 lead on a 40-yard Jim Breech FG with 3:20 remaining, but the 49ers drove 92 yards in 11 plays to seize victory with 0:34 to play, on a 10-yard pass from Joe Montana to John Taylor. The Bengals suffered two dramatic player losses for the Super Bowl, as troubled FB Stanley Wilson missed the Sunday game due to a Saturday night drug relapse, and Pro Bowl NT Tim Krumrie suffered a broken leg early in the first quarter, with TV cameras catching the fracture in grim detail. NFL Commissioner Pete Rozelle called Super Bowl XXIII the most exciting to that point in history of the game, which had recently suffered from very lopsided results. (The five previous winners had an average victory margin of 27.6 points). Nine Bengals were selected for the Pro Bowl, a club record that still stands through 2014. FB Ickey Woods did not make the Pro Bowl, but in his only full season of a career later derailed by injuries, he rushed for 1066 yards and a club-record 15 rushing TDs. His "Ickey Shuffle" dance became an iconic TD celebration nationally and would bring him widespread notice for many years, despite the brevity of his playing career. Sam Wyche, whose continued status as head coach was questioned by many entering the season, was named NFL Coach of the Year by the Pro Football Writers Association. But the more prestigious coaching award, from Associated Press, went to Mike Ditka of Chicago, whose team lost 28-3 in the NFC Championship game. Cincinnati's two playoff wins were fraught with high-level controversy over Wyche's hurry-up "no huddle" offense. In the Divisional game, Seattle players transparently feigned injuries to buy time for situational defensive substitutions, and that flap, raised to a higher level by comments from Buffalo coach Marv Levy, led the NFL to ban the no-huddle for the AFC Championship game against the Bills. But the Bengals dispatched Buffalo 21-10 without their full bag of tricks, and the NFL later admitted its ban was a mistake. The Bengals were allowed to use the no-huddle in the Super Bowl. In developments prior to the season, the Ben-Gals cheerleading squad was reinstated after a year's absence — "We heard from the fans that they wanted them back," said assistant general manager Mike Brown — and LB Reggie Williams on June 16 became the first (and still only) Bengal to serve on Cincinnati City Council, appointed by the Charter Party to a seat from which Charterite Arn Bortz had retired. In January of '88, Williams had received the "Sportsman of the Year" award from Sports Illustrated, and he was presented the award by President Reagan in a ceremony at the White House.

### 1989

The defending AFC champions showed the ability to be among the NFL's most powerful teams, winning games by scores of 41-10, 56-23, 42-7 and 61-7. But injuries and inconsistencies defined the season, and Cincinnati finished 8-8 and out of the playoffs despite outscoring foes by 404-285. The plus-119 point differential stands through 2014 as the biggest plus in NFL history by a team without a winning record. The Bengals had a chance to claim a Wild Card berth in the final game of the league's regular season, a Monday night (Christmas night) match in Minnesota. But the Vikings, needing a win to clinch the NFL Central title, prevailed by 29-21. The Bengals started 4-1 but lost four of their next five. Colorful and controversial head coach Sam Wyche helped keep fans' emotions high as he sparred throughout the season with division rivals Cleveland and Houston. Wyche took repeated issue with rowdy crowd behavior in

Cleveland Stadium's "Dawg Pound," and when Bengals fans threw snowballs on the field during a Dec. 10 home game vs. Seattle, Wyche grabbed a public address microphone and scolded the crowd, saying "You don't live in Cleveland, you live in Cincinnati." The next week, in the highest-drama moment of Wyche's long feud with Houston coach Jerry Glanville, Wyche eschewed running out the clock in the final minute despite holding a 58-7 lead over the Oilers. He called for a FG and got a 61-7 conquest, then blasted Glanville as a "phony" in his post-game news conference. Prior to the season, iconic Bengals WR Cris Collinsworth was released in final cuts. On Sept. 17 vs. Pittsburgh, 1988 rookie sensation Ickey Woods suffered a knee injury that would play a big part in short-circuiting his career. Woods would play only two more partial seasons (1990 and '91). On May 11, the long-troubled saga of Bengals FB Stanley Wilson ended when Wilson was permanently barred from the NFL by Commissioner Pete Rozelle. NFL fans had been shocked in March when Rozelle announced his impending retirement. Rozelle, noted often as the most successful sports commissioner in United States history, had been boosted into the job in 1960 as an unknown compromise candidate supported by the Bengals' Paul Brown. Rozelle was replaced by Paul Tagliabue on Oct. 26. The '89 draft stands through 2014 as the only one in which Cincinnati did not exercise a first-round choice. Stated originally to have the next-to-last selection in round one, the Bengals traded down with Atlanta and made RB Eric Ball their first selection, with the seventh pick of Round 2. LB Reggie Williams retired with the end of the season, his 14th as a Bengal. In November, Williams was elected to Cincinnati City Council, after having already served five months as an appointed replacement to fill a Charter Party vacancy.

#### 1990

The Bengals weathered a season with the only five-game road trip in franchise history, finishing 9-7 and claiming the AFC Central title out of a three-way tie with Houston and Pittsburgh. Cincinnati finished first based on best head-to-head record against the other two teams (3-1). Houston earned a Wild Card berth, and Pittsburgh missed postseason, based on the Oilers topping the Steelers in the tiebreaker of record against all AFC opponents. The Bengals had no assurance of making the playoffs entering the season's final day, but they earned the division title by beating Cleveland in an afternoon game, combined with a Houston victory over Pittsburgh that night. The Bengals had stayed in the race in Week 15 by pounding Houston 40-20 at Riverfront Stadium, and they pounded the Oilers again at home in the Wild Card round of the playoffs, prevailing 41-14. Cincinnati was eliminated the next week in the Divisional round at Los Angeles, falling 20-10 to the Raiders. In the L.A. game, Raiders RB Bo Jackson, the dual-sport superstar, suffered a hip injury in the third quarter when tackled by Bengals LB Kevin Walker. Though the tackle looked routine and the injury was not initially considered serious, it proved to be a hip dislocation that ended Jackson's pro football career. He never would play in another NFL game, and in baseball, he would not again appear in as many as 100 games in a season. The Bengals had to play five straight regular-season games on the road because their scheduled Oct. 14 home game against Houston was moved to Houston, due to a stadium conflict with Reds postseason baseball play. The Reds in fact did not wind up playing at home on Oct. 14, but the schedule change had to be made in advance — on the basis of the baseball game being possible — because Riverfront Stadium's baseball/football conversion process was too cumbersome to allow a late decision. The Bengals schedule had called for two road games prior to Oct. 14 and two road games after Oct. 14. The Bengals finished 2-3 on the trip, and their scheduled Dec. 23 game at Houston was moved to Cincinnati. In the second of the five straight road games, a 34-31 overtime win against the L.A. Rams at Anaheim Stadium, Boomer Esiason passed for 490 yards, a team record that still stands through 2014. Esiason passed for only 412 yards before the overtime, however, leaving Ken Anderson's 447 in 1975 vs. Buffalo as the highest club total in regulation time. Prior to the season, offensive coordinator Bruce Coslet left the Bengals to become head coach of the New York Jets, and in the Sept. 9 regular-season opener, at Riverfront, the Bengals beat the Jets 25-20.

#### 1991

Paul Brown, the Bengals' founder and first head coach, and a member of the Pro Football Hall of Fame, died on Aug. 5 at age 82, at his Cincinnati home. The cause of his death was complications from pneumonia. His funeral was held Aug. 7 in his hometown of Massillon, Ohio. Among those in attendance were NFL Commissioner Paul Tagliabue, former commissioner Pete Rozelle, numerous team owners and eight Hall of Famers. Pall bearers included former Bengals Ken Anderson, Reggie Williams and Dave Lapham. As directed by

Brown during his final days, the current coaches and players remained at work in training camp at Wilmington, Ohio during the days after Brown's death. But head coach Sam Wyche, a private pilot, flew his own plane from Wilmington to Massillon during a short break in his camp schedule. At the funeral, Pete Rozelle said: "Whether they know it or not, nearly everyone in the game of football has been affected by Paul Brown. His wealth of ideas changed the game." Brown's son Mike, a key figure in both bringing the Bengals to Cincinnati and in operating the club, took over as chief executive. The season, a major disappointment at 3-13, would be the eighth and final one for Wyche as Bengals coach. Following a Dec. 24 end-of-season meeting between Wyche and Mike Brown, the team announced that Wyche had unexpectedly resigned. Wyche interpreted events as his being fired, but there was no disagreement that his tenure had ended. On Dec. 27, the Bengals announced that WRs coach Dave Shula was promoted to replace Wyche. Shula, the son of legendary coach Don Shula, became at age 32 the second-youngest head coach in NFL history. (Harland Svare took over the L.A. Rams in 1962 at age 31). Mike Brown and Wyche went on to maintain cordial relations, and a disagreement over compensation for Wyche from his 1992 contract was later settled amicably. Wyche would go on to join the Tampa Bay Buccaneers as head coach from 1992-95. Prior to the season, the NFL announced new guidelines for media locker room access, action that had been sparked in large part by Wyche repeatedly expressing concern over the propriety of having female reporters in the locker room. Though the NFL maintained full access for all reporters, teams were instructed to screen shower areas from view, provide robes or extra-large towels to all players, and provide separate post-game interview areas for head coaches and key players.

#### 1992

In the franchise's 25th anniversary season, the team started 2-0 under new head coach Dave Shula, with wins at Seattle and vs. the L.A. Raiders. And they seemed a lock to go 3-0 the next week against an 0-2 Green Bay team under rookie head coach Mike Holmgren, leading almost all the way. But a little-known Packers QB, Brett Favre, made the first splash of what would become one of the NFL's greatest careers. Favre directed a 21-point fourth quarter for a 24-23 win. A second-year pro at the time, playing in only his fourth game, Favre had come off the bench to replace injured starter Don Majkowski in the first quarter. Favre's two TD passes, including a 35-yarder to unheralded WR Kittrick Taylor with 0:13 to play, were the first two of a total that would rise to an NFL-record 508. The Green Bay game was the start of a five-game losing streak for Cincinnati, and the team finished 5-11. The year was marked by news involving many of the franchise's biggest names. All-Pro OT Anthony Munoz, with 11 Pro Bowl selections on his resume, was limited to eight games by injuries and announced his retirement prior to playing in the season finale. Another Bengals icon, QB Boomer Esiason, was benched in favor of '92 top draft pick David Klingler after the team fell to 4-7. Esiason asked to be traded as the season ended, and the club said it would try to accommodate him. Early '92 was the end of the line for Ickey Woods, Cincinnati's 1988 rookie RB sensation. Woods had seen some action in '90 and '91, after suffering a season-ending '89 left knee injury, but his '91 year included a significant right knee injury, and he was waived after failing to show well in the '92 spring minicamp. WR Eddie Brown, a standout performer from 1985-91, saw his NFL career essentially ended by a ruptured disc in his neck discovered early in training camp. Brown underwent surgery and missed the season. He gained free agency after the season, but found the market slow and wound up re-signing with the Bengals. He was released in final 1993 preseason cuts and did not play again in the NFL. Through 1991 Brown ranked third in Bengals history in receiving yards (6134) and held club records for receiving yards in a game (216) and a season (1273). Bright spots in '92 included WR Carl Pickens, named Associated Press NFL Rookie of the Year, and RB Harold Green, whose 1170 rushing yards were second-most in club history to that point. After the season finale, the Bengals hired team QB legend Ken Anderson as QBs coach. In the Game 3 loss at Green Bay, Bengals rookie Pickens turned in a 95-yard punt return for a TD, the longest punt return through 2014 in Bengals history.

#### 1993

The difficult road toward the eventual 2000 completion of Paul Brown Stadium began in earnest in November of '93. At that time, Bengals president Mike Brown, with support from NFL Commissioner Paul Tagliabue, sounded the call that Riverfront Stadium had become economically obsolete in the changing world of pro football. Brown warned that absent real progress on improving the Bengals' stadium situation, the club might be forced to consider moving. The first step toward a solution came in December, when the club agreed to stay at least through 1998, in exchange for a deal to partially renovate Riverfront and amend the team's lease. It was also stated that civic leaders would explore construction

of a new stadium by the "early 2000s." The Bengals played their first season since 1984 without QB Boomer Esiason, who was traded to the N.Y. Jets in March for a third-round 1993 draft pick. David Klingler, Cincinnati's first-round 1992 selection, had taken over at QB at the end of 1992. Klingler directed late-season victories in '93 over the Rams and Falcons, but the bottom line was a 3-13 finish. Klingler had missed three games at midseason, due to back problems, but veteran backup Jay Schroeder had been unable to right the ship. The '93 season was the most defense-dominated in Bengals history (through 2014), as Cincinnati and its foes averaged total combined points of only 31.6 per game. Preseason cuts had seen the Bengals release longtime kicker Jim Breech in favor of rookie Doug Pelfrey of Kentucky, a Greater Cincinnati native (Fort Thomas, Ky.) who would play for the team through 1999. Breech through 2014 is still Cincinnati's all-time leading scorer (1151). Breech started his Bengals career in 1980, after one season with Oakland, and through '14 he ranks third in NFL history in consecutive games played scoring at least one point (186). Changing public attitudes on smoking impacted Bengals fans in April, as Cincinnati City Council enacted a ban on smoking in seating areas at Riverfront Stadium, to take effect in 1994.

#### 1994

A shot of "Blake-mania" livened a 3-13 overall season. Due to injuries to QBs David Klingler and Donald Hollas, late-August waiver pickup Jeff Blake got a chance to start on Oct. 30 against Dallas, the two-time defending Super Bowl champions. Blake couldn't engineer the season's first win, but he threw for two TDs and had the Bengals up 20-17 until late in the third quarter of an eventual 23-20 loss. Blake went on to lead wins the next two weeks, at Seattle and vs. Houston. He remained the starter despite Klingler's return to health, and finished the year as a huge fan favorite, leading the NFL in pass completions of 50 or more yards (eight). In a nationally televised Oct. 2 Sunday night game at Riverfront, Miami's Don Shula and Cincinnati's Dave Shula became the first father and son to oppose one another as head coaches in North American major pro sports. The Dolphins won, 23-7. The Bengals closed the season with a unique comeback, beating Philadelphia 33-30 when Doug Pelfrey kicked two FGs in the last :03 of the fourth quarter. He connected from 22 yards at :03 to tie the score, then kicked a 54-yarder at :01, after the Bengals kickoff team recovered an Eagles muff at the Philadelphia 37. Though there is no official NFL record for multiple FGs in the waning seconds of a game, the Elias Sports Bureau confirms that from 1970 through 2014, no other player has kicked two in the last :03. On May 5, the Bengals signed Ohio State DT Dan Wilkinson, the first overall pick in the '94 draft. Wilkinson was the first player ever drafted No. 1 overall by the Bengals (later to be joined in 1995 by RB Ki-Jana Carter and in 2003 by QB Carson Palmer). In December, fan favorite Tim Krumrie, a two-time Pro Bowler, announced his retirement, effective at season's end. Krumrie was honored by team at the regular-season finale, and shortly after the season he was hired to the coaching staff. He served as a defensive assistant in 1995 and was promoted to defensive line coach in 1996. The two-point conversion was added to NFL rules prior to the '94 season, with the Bengals among 23 teams voting in favor, and in the first preseason game, when Cincinnati played against Tampa Bay and former head coach Sam Wyche, a Buccaneers two-point conversion was the deciding play in a 17-16 Tampa Bay win. Much debate and some controversy continued through the year as the Bengals and baseball's Reds negotiated with Cincinnati leaders about the need for a new stadium, or even two. As co-tenants with the Bengals at Riverfront, the Reds balked at parts of an agreement the Bengals had reached in 1993 for interim improvements at Riverfront, and in an attempt to resolve issues, a city/county Stadium Task Force was formed, led by Cincinnati mayor Roxanne Qualls and Hamilton County Commission president Guy Guckenberger. The Bengals meanwhile agreed to share the cost of major improvements to Spinney Field, the team's city-owned practice facility.

#### 1995

The Bengals were alive in the playoff race through Game 14, but were eliminated in a 26-10 loss at Cleveland in Game 15. The Dec. 17 Browns game was the last home game for Cleveland prior to the franchise's controversial move to Baltimore. The Bengals' 7-9 finish included a 2-0 start and wins in four of the last seven games, but Cincinnati lost six of seven in a midseason stretch, including a 26-23 home loss to Miami in "Shula Bowl II," as Bengals head coach Dave Shula opposed his father, Don, for the second straight year. The Bengals closed the season by erasing a 21-point deficit in a 27-24 win vs. Minnesota, tying the largest comeback to win in club history. Jeff Blake held serve on the No. 1 QB job he had gained in 1994, keeping David Klingler in a backup role,

and both Blake and WR Carl Pickens earned Pro Bowl berths. Pickens set a franchise record for TDs (17, all receiving) that stands through 2014. (In receiving TDs only, no other Bengals player through 2014 has had more than 12.) The Bengals had retained Pickens for 1995 by matching a free agency offer he received from Arizona. The Bengals suffered a severe blow in preseason game three on Aug. 17 at Detroit, as RB Ki-Jana Carter of Penn State, the top overall pick in the '95 draft, was lost for the season to a severe knee injury. Carter, who had missed the first two preseason games with an ankle sprain, was lost at Detroit on his third Cincinnati carry. The Bengals had traded with Carolina to gain Carter as an offensive centerpiece, trading up in the first round for the first time in franchise history. Carter would come back to play seven NFL seasons, four of those for Cincinnati, but he never matched his college form at the pro level and closed with only 1144 career rushing yards. 1995 was a year filled with issues regarding the Bengals' need for a new stadium. Slow progress on the local front led club president Mike Brown to explore the possibility of a move to Baltimore, pressed by a deadline on Baltimore's end. But Brown repeatedly professed he had no desire to move the team unless forced to by an untenable local situation. On June 28, just minutes before a Bengals-set deadline, Cincinnati City Council voted 5-4 to approve a Hamilton County plan from Commissioner Bob Bedinghaus to raise the county sales tax by one percent to fund two new stadiums. In the end that proposal was scaled down to a one-half percent hike, funding stadiums and also providing homeowners with property tax relief. But after the County Commission voted to implement the tax, forces opposed to the increase successfully petitioned to make approval subject to a public referendum to be held in March of 1996. In October, Mike Brown announced that the Bengals for 1996 would move most of their front-office operation from Riverfront Stadium to the team's new practice facility building at Spinney Field.

#### 1996

Progress continued to be forged on the Bengals' efforts to secure their future in Cincinnati with a new stadium. The biggest step came on March 19, when Hamilton County voters approved by 61-to-39 percent a measure to fund new Bengals and Reds stadiums with a half-cent sales tax increase. The vote came after vigorous public debate, and the Cincinnati Post termed it a "landslide victory" for backers of the issue. On Sept. 11, the Bengals reached preliminary agreement with Hamilton County on a 30-year lease, for an as-yet unnamed and un-sited stadium. The Bengals pushed vigorously for a riverfront site, opposing proposals to build in the Broadway Commons area just northeast of downtown. Both public polls and experts' recommendations indicated a preference for a riverfront site, but the question remained undecided as the year ended. The new stadium's name also remained undecided, but early public response showed strong support for naming it after Bengals founder Paul Brown. On Sept. 25, Riverfront Stadium was re-named Cinergy Field, as the energy utility Cinergy reached a \$6 million naming rights deal with Hamilton County to cover the stadium's remaining years of use. On the field, the team lost six of its first seven games, but Cincinnati's fortunes took a U-turn after offensive coordinator Bruce Coslet was promoted to head coach on Oct. 21, replacing the released Dave Shula. Coslet directed the team to a 7-2 finish, including a 5-0 mark at Cinergy Field. The Bengals stayed alive for the playoffs until the next-to-last week of the season, when despite defeating Houston they were eliminated due to results elsewhere. Coslet, signed only through '96 when he took over as head coach, was extended on Dec. 14 through 2000. A signature win for Coslet came Nov. 3 at Baltimore, when the Bengals rallied from a 21-3 deficit to win 24-21. The 18-point deficit stands through 2014 as largest ever overcome by the Bengals in a road win. WR Carl Pickens, who in 1995 had become the first Bengal to lead the AFC in receptions, led the conference again with 100, the first Bengal to hit the century mark. The defense had 34 INTs, a club record that stands through 2014. CB Ashley Ambrose, a veteran free agent in his first Bengals season, led the team with eight INTs and went to the Pro Bowl along with Pickens.

#### 1997

On Feb. 13, the Bengals and Hamilton County reached tentative agreement on a western riverfront site for a new football stadium. The Bengals yielded to County wishes for a site one block farther west than the club's preferred spot, supporting the goal of opening central riverfront space for development of other attractions and neighborhoods between a football and a baseball stadium (though the baseball site had yet to be agreed upon.). A drawback for the development of the more western football site was that some of the needed land was not owned by the county, and that would lead to future delays, as well as higher costs than the Bengals' preferred site. On May 29, the 30-year Bengals lease was completed and signed. It was announced on May 29 that the facility would be named Paul Brown Stadium, with the Bengals agreeing to cover

\$5 million for the loss of potential corporate naming rights. On April 29, the Bengals received a favorable ruling in a tax case that had threatened the viability of the franchise. In United States Tax Court in Chicago, Judge John O. Colvin ruled that the heirs of the late Paul Brown were not liable for \$40 million sought by the Internal Revenue Service, due to a dispute over Paul Brown's acquisition of team shares held formerly by John Sawyer. The Cincinnati Enquirer editorial page opined that the Bengals had been spared an unfair "ambush by the IRS." The football team opened training camp in a state-of-the-art new facility at Georgetown (Ky.) College, after 29 seasons of training at Wilmington (Ohio) College. On April 5, the Bengals had re-signed QB Boomer Esiason as a veteran No. 2 to back up Jeff Blake. Esiason had gone on to play for the Jets and Cardinals since playing for the Bengals from 1984-92. The team was struggling with a 2-7 record on Nov. 9 at Indianapolis when Blake was sidelined with a concussion, and the 36-year-old Esiason entered the game in the third quarter and led a comeback victory. The Bengals lost the next week at Pittsburgh with Blake as the starter, and Esiason was named starter for the final five games. The Bengals were 4-1 in his starts, and they scored 42 points in the start he lost. Esiason did not have enough pass attempts to qualify for a Bengals-record season passer rating, or for the NFL passing title, but he finished the season with a 106.9 rating. The team finished the season 7-9. It was the last Bengals hurrah for Esiason, who retired after the season to take a broadcasting job with ABC's Monday Night Football. The '97 season saw the debut of HB Corey Dillon, a second-round draft choice who stands through 2014 as the club's all-time leading rusher (8061 yards). On Dec. 4 vs. Tennessee at Cinergy Field, Dillon rushed for 246 yards and four TDs, breaking Jim Brown's NFL record for rushing yards in a game by a rookie (237) and tying the Bengals record for TDs and points in a game. Dillon's four TDs and 24 points remain tied for the Bengals record through 2014.

#### 1998

On Jan. 24, Bengals OT Anthony Munoz (1980-92) was voted to the Pro Football Hall of Fame. Munoz was part of a five-member induction class, and he and Chicago Bears LB Mike Singletary became the 47th and 48th players among the then-194 members to be elected in their first year of eligibility. The official induction ceremony took place Aug. 1, at the Hall in Canton, Ohio. NFL labor events had led to Munoz gaining free agent status after announcing his retirement following the 1992 season, and he had signed with Tampa Bay (and his former Bengals head coach, Sam Wyche) as a free agent in '93. But Munoz gave up the comeback bid after suffering a shoulder injury in training camp, and because he was not with the Bucs in the regular season, he is recognized in the Hall as having played only for the Bengals. Plans for the Bengals' new stadium hit a serious snag in January of '98, due to a dispute between Hamilton County and the city over the county acquiring 12.5 acres of city land that it needed to build at its preferred western riverfront site. As the stalemate dragged on, the Bengals announced that if no agreement was reached by Jan. 31, the club would no longer be bound by the lease it had signed in spring of 1997. Tension continued to build until, at 1:15 a.m. on Feb. 1, City Council forged a past-the-11th-hour agreement to accept a county proposal. On April 25, officials from the county, city and the Bengals joined in a public groundbreaking for Paul Brown Stadium construction, with plans for the facility to be ready for the 2000 season. The news on the field was not so encouraging, as the team dipped to 3-13 in its second full season under head coach Bruce Coslet. QB Boomer Esiason, who had a sensational late-season return to the starting job in 1997, after four seasons playing elsewhere, announced prior to the season that he was retiring to join ABC's Monday Night Football as a broadcaster. The Bengals signed former Steeler Neil O'Donnell to compete with Jeff Blake for the starting QB job. O'Donnell won the job in training camp, but the team lost nine straight after beating Pittsburgh in Game 5. Blake started Games 14 and 15 before being injured, and the season ended with no clear starter in sight for 1999. HB Corey Dillon rushed for 1130 yards, becoming the first Bengal (and still through 2014 the only Bengal) to top 1000 in each of his first two Cincinnati seasons. In the season opener vs. Tennessee, injury-plagued HB Ki-Jana Carter, top overall pick in the 1995 draft, suffered a season-ending wrist fracture. DT Dan Wilkinson, drafted No. 1 overall by the Bengals in 1994, saw a rather stormy Cincinnati career end prior to the season, when he was traded to Washington for picks in the first and third rounds of the '98 draft. The Bengals used the picks to obtain LB Brian Simmons (first round) and G Mike Goff (third round).

#### 1999

For the first year since the idea's original proposal in 1993, plans for the Bengals' new stadium proceeded with only minor issues. The rise of the seating

of Paul Brown Stadium was watched by citizens throughout the year. However, past issues — particularly a delay in Hamilton County's acquisition of needed land from the city — put construction on a very tight schedule to meet the goal of an August, 2000, inaugural game. On the field in '99, veteran Jeff Blake and rookie first-round draft choice Akili Smith would end up sharing QB duties during a 4-12 season. Blake was benched after an 0-4 start, and Smith started and won his NFL debut, 18-17 on Oct. 10 at Cleveland. The game marked the renewal of the "Battle of Ohio" series, as the Browns returned to play as an expansion team. Cleveland had spent three years without NFL football after the Browns moved to Baltimore for 1996. The Bengals did not win again until Game 12, however, and Smith suffered a season-ending ankle injury in Game 9 vs. Jacksonville. Blake engineered three straight wins in Games 12-14, but the team lost the final two. HB Corey Dillon rushed for 1200 yards and went to the Pro Bowl along with KOR Tremain Mack, whose 27.1-yard average was the team record until Adam Jones surpassed it in 2014.

#### 2000

The Paul Brown Stadium era began on Aug. 19, as the Bengals christened Cincinnati's new football showplace with a 24-20 preseason win over the Chicago Bears. WR Peter Warrick scored the first Bengals preseason points in PBS on a 14-yard end-around run in the first quarter. In the stadium's Grand Opening regular-season game Sept. 10 vs. Cleveland, a Cincinnati sports record crowd of 64,006 (since surpassed) turned out, but the Browns won the game, 24-7. Rookie WR Ron Dugans scored the first Bengals regular-season points in PBS on a four-yard TD pass from Akili Smith. The '00 Bengals drew four other crowds which exceeded the pre-PBS record for a sports crowd in Cincinnati, but the Browns game stood as the new record through 2000. On Sept. 25, following an 0-3 start to the season, Bruce Coslet resigned as head coach and was replaced by assistant head coach/defensive coordinator Dick LeBeau, who was named interim head coach. The team finished 4-9 under LeBeau, including 4-6 in the final 10 games and a 2-2 mark in the final four. On Dec. 20, LeBeau signed a multi-year contract to begin in 2001. LeBeau's first victory, on Oct. 22 vs. Denver, featured a then NFL-record 278 rushing yards by Corey Dillon, who went on to set a Bengals record (since broken) of 1435 yards for the season, earning his second straight trip to the Pro Bowl. Against Denver, Dillon broke a 1977 record of 275 yards set by Chicago's Walter Payton. It was an all-or-nothing day for Dillon, as he was stopped on 10 of his 22 carries for one or fewer yards, but he had five runs of 30-plus, including TD runs of 65 and 41 yards. "It seemed like a high school game," Dillon said of his numbers. Dillon's 278 stood as the NFL record until Sept. 14, 2003, when Baltimore's Jamal Lewis had a 295-yard game vs. Cleveland, and Dillon's total ranks fourth in league history through 2014. The Denver game was Cincinnati's first regular-season win at Paul Brown Stadium. Akili Smith opened the year as starting QB, but the offense stalled, and he was replaced after a Nov. 5 loss at Dallas by veteran 2000 free agent signee Scott Mitchell. Prior to the season, on June 1, the Bengals released HB Ki-Jana Carter, their injury-plagued 1995 top draft pick. On July 20, Cincinnati released talented but malcontented WR Carl Pickens. Pickens' departure had left Darnay Scott set to take over as the No. 1 wideout, but Scott suffered a broken leg in training camp on Aug. 1 and missed the season.

#### 2001

The Bengals got off to a 4-3 start in Dick LeBeau's first full season as head coach, but they did not win again until the final two games, finishing 6-10. The defense finished No. 9 in the NFL, but the offense ranked 23rd. The early season was played amidst the tragedy of the Sept. 11 terrorist attacks in New York and Washington D.C. All of the NFL's Week 2 games, scheduled for Sept. 16-17, were postponed until the first weekend in January, the weekend after the regular season had been scheduled to end. The Bengals resumed play on Sept. 23, moving to 2-0 with a win over Baltimore at Paul Brown Stadium, and by that time stadium security procedures had been strengthened, including a ban on "coolers, backpacks and oversize purses." Also, the Federal Aviation Administration moved to ban aircraft from operating within three miles of outdoor venues with events in progress. Free agent signee Jon Kitna took over as the starting QB, winning a training camp battle with Scott Mitchell and Akili Smith. The '01 season featured the Bengals' first visit to Pittsburgh's new Heinz Field, on Oct. 7. On Oct. 28 at Detroit, a 31-27 Bengals win featured a 96-yard TD run by HB Corey Dillon, which stands through 2014 as the longest scrimmage play in Bengals history. The '01 season was the first for flamboyant WR Chad Johnson, who through 2014 is Cincinnati's all-time leader in receptions (751) and receiving yards (10,783). Johnson, a second-round draft pick from Oregon State, put up only modest rookie numbers, missing four games with a collarbone fracture, but he publicly pleaded with coaches and medical staff to let him come back sooner from the injury, and he promised, "I'm going to make a lot of noise here early."

On Oct. 14, the Bengals re-set their own record for the largest crowd ever at a Cincinnati sports event, as 64,217 fans watched a 24-14 win over Cleveland.

## 2002

The Bengals began the season in a new division, the AFC North, as the NFL realigned into eight four-team divisions. The Bengals were successful in efforts to keep longtime rivals Cleveland and Pittsburgh as division foes, and the Baltimore Ravens completed the four-team lineup. The Bengals entered the season after an encouraging 2001 finish. But despite some noteworthy individual performances, the team sunk to the worst record (2-14) in franchise history. The team was hit hard by injuries, losing the league's second-highest number of games by starters. The offense got off to a very slow start with free agent signee Gus Frerotte at QB. The offense perked up noticeably after the 2001 starter, Jon Kitna, returned to the No. 1 QB role. For the first time since 1989, Cincinnati had a 3000-yard passer (Kitna), a 1000-yard rusher (Corey Dillon) and a 1000-yard receiver (Chad Johnson). Johnson had the first of his club-record 31 games of 100 receiving yards on Nov. 10 at Baltimore (seven-for-110). On Oct. 27 vs. Tennessee, Dillon raised his Bengals career rushing total to 6542 yards, passing James Brooks (6447) into the all-time franchise lead that he still holds through 2014 with 8061 yards. The Bengals set a team record for pass completions with 350 (since surpassed). But the team was 0-7 before getting a win at expansion Houston. The defense was inconsistent, and with nine TDs allowed on special teams or by the offense, the Bengals as a team allowed the second-most points (456) in club history. On Dec. 30, it was announced that head coach Dick LeBeau would not be retained for 2003.

## 2003

The Bengals launched a new era on Jan. 14, when Marvin Lewis was hired as the ninth head coach in franchise history. "We've turned over a new leaf," said Bengals president Mike Brown, and the Bengals have had no other coach since. Lewis has become the franchise's all-time leader in tenure (13 seasons including 2015) and wins (100). At the time of his hiring, Lewis was the eighth African-American to be named an NFL head coach. Architect of the Baltimore Ravens' record-setting Super Bowl defense in 2000, Lewis received a broad mandate from Bengals ownership to implement his program, and the team finished 8-8, six games better than the 2-14 Bengals of 2002. Though the Bengals missed the playoffs — eliminated on the final weekend of the season — their six-game improvement was the biggest of any NFL team from '02 to '03. It was also the second-biggest one-year improvement in Bengals history. Lewis finished second to Bill Belichick, coach of the World Champion New England Patriots, in Associated Press voting for NFL Coach of the Year. The season included the four largest pro sports crowds in Cincinnati history (to that time), topped by 65,362 on Dec. 28 vs. Cleveland, and the highlight game was a 24-19 win on Nov. 16 over an unbeaten (9-0) Kansas City team. The Chiefs game started what would be a franchise-record streak of 57 consecutive home sellouts in regular season and postseason. WR Chad Johnson, who led the AFC with 1355 receiving yards, signed a five-year contract extension in November. Prior to the season, the Bengals had the No. 1 overall pick in the NFL Draft for the third time in team history, and the club chose Southern California QB Carson Palmer. Palmer was signed on April 24, just before the actual draft, as the Bengals took the option to execute an early signing. Palmer did not play as a rookie, as veteran Jon Kitna was the only NFL QB to play every offensive snap for his team, but Palmer would go on to set numerous Bengals passing records, beginning his playing career in 2004. QB Akili Smith, an unsuccessful first-round QB choice in 1999, was released on June 2. In an ironic twist for longtime Bengals followers, the club prior to the season hired Ricky Hunley as LBs coach. Hunley was a Bengals first-round draft choice as a player (LB) in 1984, but he never signed with Cincinnati, staging the longest holdout in franchise history before being traded to Denver on Oct. 9, 1984.

## 2004

In their second season under head coach Marvin Lewis, the rebuilding process continued as the Bengals posted a second straight 8-8 record. All eight regular-season games at Paul Brown Stadium were sellouts — the first sold-out regular season since 1992 at Riverfront Stadium — and the total regular-season attendance of 524,248 put the team over the half-million mark for the first time. The team's break-even finish was a creditable performance, given that injuries were severe (18 players were placed on season-ending medical reserve lists) and that second-year QB Carson Palmer was seeing his first NFL playing time. Palmer, the 2003 first overall NFL draft pick, had not played as a rookie while backing up Jon Kitna. Palmer started the first 13 games before missing the final

three with a knee strain. HB Rudi Johnson rushed for a club-record 1454 yards (a mark he later broke), and the team had four players named to the Pro Bowl, its highest total since 1990. The Pro Bowl quartet was Rudi Johnson, WR Chad Johnson, OT Willie Anderson and CB Tory James. K Shayne Graham set a club record with 122 points (since surpassed by Mike Nugent). Home games were played on a new, synthetic FieldTurf surface, on which installation was complete in early July. PBS had grass fields from 2000-03, but durability and maintenance issues dictated a switch. The team also made its first significant uniform change since 1981. The signature striped helmet was not changed, but the jersey design was modernized, black pants were added as a regular option to white pants, and a special-occasion orange jersey was added for up to two games per year. The team wore orange jerseys for the first time in franchise history in a 26-3 win vs. Dallas on Nov. 7. On Nov. 28, the Bengals played in what remains through 2014 as the second-highest scoring game in NFL history, a 58-48 home win over Cleveland (106 total points). The game stands through '14 as the only one in which the Bengals have scored in double figures in all four quarters (14-13-14-17). Prior to the season, HB Corey Dillon, the club's all-time rushing yards leader, was traded to New England for a second-round 2005 draft choice (Bengals chose S Madieu Williams).

## 2005

In head coach Marvin Lewis' third season, the Bengals returned to the playoffs, winning the AFC North Division title with an 11-5 record. But Cincinnati lost 31-17 to Pittsburgh in a Wild Card round playoff game, the first postseason game at Paul Brown Stadium, and QB Carson Palmer's postseason was regrettably short. Palmer, who posted a 101.1 regular-season passer rating, still the club record through 2014, was lost to a serious knee injury on the club's second offensive snap in the playoff game, downed by former Bengal Kimo von Oelhoffen. On the play, Palmer had launched a 66-yard completion to WR Chris Henry. In the regular season, the team won its first four games, including an 88-29 point margin in the first three. The Bengals clinched the division title in Game 14, with a 41-17 victory at Detroit. A number of club individual single-season records were set, including two that still stand through 2014 — 1458 rushing yards by HB Rudi Johnson and 10 INTs by CB Deltha O'Neal. Five Bengals were voted to the Pro Bowl, the largest Cincinnati contingent since the 1989 team placed six. The five were Palmer, O'Neal, OT Willie Anderson, K Shayne Graham and WR Chad Johnson. On Dec. 29, just before the end of the regular season, Palmer signed a new contract with the club, extending through 2014. The season's home crowds included the top four attendance figures in franchise history to that time, headed by 66,104 for the Bengals-Steelers game on Oct. 23. Two notable Bengals "voices" passed away in '05. Phil Samp, the team's radio play-by-play man from 1968-90, died on March 10, and Tom Kinder Sr., the stadium public address announcer from 1968-2004, died on April 10.

## 2006

For the first time since 1992, the Bengals sold out all games before the season began, and a waiting list was established for new season ticket buyers. The regular-season attendance mark was 527,870, for an average of 65,984, and both the total and the averages stand through 2014 as club records. Also prior to the season, it was also announced that head coach Marvin Lewis had signed a contract extension through 2010. Lewis completed his fourth season by joining Paul Brown as the only Bengals head coaches to go four straight seasons without a losing record, but though the team remained in contention until the final weekend, it missed the '06 playoffs with an 8-8 mark. The Bengals lost their last three games after standing 8-5. A win in either of the two final games could have secured a playoff berth, but Cincinnati lost 24-23 in Game 15 at Denver when an errant PAT snap foiled a chance to force overtime, and the Bengals lost the season finale in overtime vs. Pittsburgh, after record-setting K Shayne Graham missed a 39-yard FG try on the final play of regulation. QB Carson Palmer, sidelined with a major knee injury in the 2005 postseason, made good on his bid to play the full 2006 regular season, starting every game. He set a club record to that point with 4035 passing yards, and he boldfaced his status as the cornerstone of the roster by winning the Most Valuable Player Award in the Pro Bowl on Feb. 10, 2007. He stands through the 2014 season as the only Bengal to win the award. The season was a particularly notable one for flamboyant WR Chad Johnson. In March, NFL owners voted to clamp down on player end-zone celebrations, an art that Johnson had been increasingly expanding in production value. In April, Johnson was signed to a contract extension through 2011. He was featured on a Sports Illustrated cover in October, and for the season he became the only Bengal (through 2014) to lead the NFL in receiving yards, with 1369. Johnson set a still-standing Bengals record for receiving yards in a game, with 260 on Nov. 12 vs. San Diego, and with 190 the next week at New Orleans,



he set an NFL record at the time for receiving yards in consecutive games (450). Also in '06, Johnson became the only player to lead the AFC or NFC in receiving yards for a fourth consecutive season. No other player has done it since (through 2014). In February, federal judge S. Arthur Spiegel dismissed a Hamilton County lawsuit against the Bengals regarding the Paul Brown Stadium lease, ending two years of legal disputes. In March, the Bengals and Buffalo Bills were the only NFL teams to vote against a new Collective Bargaining Agreement with the players, deeming it unsound, and as time would pass, numerous owners and analysts would in hindsight praise the Cincinnati-Buffalo stance. The 2006 agreement, in some views, ultimately led to the conditions that caused a lockout of players from March through July of 2011. The Bengals in '06 were among a number of teams responding to concerns about rowdy fan behavior at NFL games. The club installed and staffed a "Jerk Line" that fans could call during games to report problems. LB David Pollack, Cincinnati's top draft choice in 2005, suffered what would prove to be a career-ending neck fracture in the season opener at Cleveland. Pollack was never paralyzed and made a full recovery, but after some consideration of a comeback, he ultimately decided against it and moved into a successful career as a sports broadcaster.

## 2007

In a Harris Interactive survey released in February, Paul Brown Stadium was the only football stadium to make a list of "America's Favorite 150 Buildings and Structures." PBS ranked 101st on the list, whose range included all manner of major structures, including skyscrapers, museums, churches, hotels and even bridges. (The Empire State Building ranked first). Among all sports venues, only Wrigley Field (31) and the old Yankee Stadium (84) ranked higher than PBS. For the second straight season, the Bengals sold out all games before the season began. The team entered the season with high expectations, with its first two home games selected for ESPN Monday Night Football. But the season's first half ended with a disappointing 2-6 record, and a second-half rally lifted the club only to 7-9, the first losing season for head coach Marvin Lewis. WR T.J. Houshmandzadeh tied for the league receptions title (112), setting a club record that still stands through 2014 and becoming the only Bengal ever to gain a share of the league lead. WR Chad Johnson broke his own team receiving yards record with 1440, a season mark that stands through 2014, and K Shayne Graham set two marks that stand through '14 — season field-goal percentage (91.2 on 31-of-34) and FGs in a game (seven). Graham was seven-for-seven on Nov. 11 at Baltimore, scoring all of Cincinnati's points in a 21-7 win. On Sept. 16 at Cleveland, QB Carson Palmer set a Bengals game record (still standing through 2014) with six TD passes, but the Bengals lost in a 51-45 shootout to the underdog Browns, starting a four-game losing streak that followed a season opening Monday night win vs. Baltimore. On Oct. 28 vs. Pittsburgh, the team established a franchise record for single-game attendance, recording a figure of 66,188. That number stands through 2014 as the largest crowd ever to attend a sports event in Cincinnati, and other Bengals crowds at Paul Brown Stadium more than fill out the other spots on the all-time Cincinnati top 10.

## 2008

With a club-record 23 players sent to the Reserve/Injured list, the Bengals struggled to a 4-11-1 finish. And that list of 23 did not include the biggest missing name, QB Carson Palmer, who stayed on the roster all season but played in only four games due to an elbow injury. Ryan Fitzpatrick replaced Palmer at QB. The team partly salvaged the season, going 4-3-1 in the campaign's second half, but that was after an 0-8 start. Though the offense was near record lows in many statistical categories, the defense was promising under new coordinator Mike Zimmer, rising to a No. 12 NFL yardage ranking, the team's best since 2001. For the third straight year, all home games were declared sold out before the season began. The Bengals' 13-13 tie on Nov. 16 vs. Philadelphia was the NFL's first deadlock since 2002, and some players on both teams would admit that they had been expecting the contest to continue when the 15-minute overtime ended scoreless, not realizing that NFL games still could end in ties. It was the first overtime tie in Bengals history (a second occurred in 2014). The Bengals had played one other tie, at Houston in 1969, but that game went just the regulation four quarters, as overtime was not yet in the rules. On Aug. 29, star WR Chad Johnson legally changed his name to Chad Ochocinco, a Spanish reference to his uniform number (85). But he was not permitted to have the new name on his jersey until 2009, after he had fulfilled contractual obligations regarding the purchase of existing licensed "Johnson" merchandise. In 2012, while with the Miami Dolphins, Ochocinco would change his name back to Johnson, and the league subsequently determined that in all future references in league material, the player would be known as Johnson, regardless of the year involved. The

2008 preseason ended with dramatic final cuts, as those released included three Bengals with six Pro Bowls among them — OT Willie Anderson, HB Rudi Johnson and CB Deltha O'Neal. On May 19, the Bengals waived talented but troubled LB Odell Thurman, who had been a rookie sensation in 2005. Thurman had not played in 2006 or '07, suspended by the NFL for various behavior issues, and on May 19 Bengals coach Marvin Lewis said the team "had not seen the right steps taken" by Thurman to justify another chance to play for Cincinnati. Thurman would not play again anywhere in the NFL.

## 2009

Rebounding from the disappointment of injury-plagued 2008, the Bengals won their second division championship under coach Marvin Lewis, finishing with a 10-6 record. Their march to the AFC North title included a 6-0 mark in division games, marking the only time in franchise history (through 2014) for Cincinnati to sweep its division opponents. The Bengals were eliminated in the first round of the playoffs, however, losing 24-14 to the visiting New York Jets, who went on to reach the AFC Championship Game. The Bengals weathered tragedy en route to the title. On Oct. 8, Vikki Zimmer, wife for 27 years to Bengals defensive coordinator Mike Zimmer, died unexpectedly in Cincinnati. And on Dec. 17, WR Chris Henry died in New Orleans from injuries suffered in a Dec. 16 fall from a moving pickup truck. Henry was not with the team at the time, recuperating in his hometown from a forearm fracture suffered Nov. 8 vs. Baltimore. The Bengals chartered a plane for the entire team to attend Henry's funeral in New Orleans on Dec. 22, and NFL Commissioner Roger Goodell also attended. On the field in '09, the Bengals were led by their defense, which continued rapid improvement under coordinator Zimmer. The Bengals finished fourth in the NFL in fewest yards allowed (301.4 per game). The team suffered a stunning home loss to Denver in the season opener, on a wildly improbable late play, but Cincinnati rebounded to win its next four. The Bengals led Denver 7-6 with less than a minute to play, but the Broncos won 12-7 on an 87-yard TD pass that was deflected by the Bengals defense to Denver's Brandon Stokley, who was not the intended receiver. The play stands through 2014 as the NFL's longest game-winning TD play from scrimmage in the final minute of the fourth quarter. On Oct. 4, Shayne Graham's 31-yard FG beat the Browns 23-20 in the longest Bengals game not to end in a tie. Graham's winning kick came with :04 remaining in overtime. On Oct. 25 vs. Chicago, Bengals HB Cedric Benson vaulted into the NFL rushing lead with a 189-yard game against Chicago, the team with which he had debuted unsuccessfully as a high first-round draft choice. The Bengals won 45-10 in a game nicknamed the "Benson Bowl," and NFL Network reported that Benson's rushing total was the most by a player against his former team in league history, with research going back to 1950. Long known for his mischievous on-field antics, WR Chad Johnson logged his last significant zany move as a Bengal on Nov. 8 vs. Baltimore, when he playfully offered a dollar bill to the officiating crew as they were discussing a ruling. The NFL was not amused, and Johnson was fined \$20,000. In Games 10-12, for the only time in franchise history (through 2014), the Bengals got 100-yard rushing games from three different players in a span of three games (Bernard Scott at Oakland, Larry Johnson vs. Cleveland and Cedric Benson vs. Detroit). It was the first such instance in the NFL since 1993. Benson set a Bengals individual record for 100-yard rushing games in a season (six), and the club set a mark with eight. Both marks stand through 2014.

## 2010

The most recent non-playoff season for the Bengals was a trying one. Following a 2009 division championship, the team never jelled despite having veteran talent, including a season as a free agent for high-profile WR Terrell Owens. After a 2-1 start, the Bengals tied a dubious team one-season record by losing 10 in a row. Wins in two of the last three games did little to ease the dissatisfaction. Head coach Marvin Lewis ended the season with an expired contract, but two days after the season finale, it was announced that Lewis had signed to return for a franchise-record ninth season in 2011, a wise move given that the next four Bengals teams would make the playoffs. In '10, Owens and WR Chad Johnson combined for 139 receptions for 1814 yards and 13 TDs, and Cedric Benson rushed for 1111 yards while Carson Palmer passed for 3970. But the team could not deliver in the clutch. Opponents scored eight TDs on returns (INTs, fumbles, kicks), and the Bengals were minus-eight in turnover differential. Injuries played a part, as the Bengals were forced to place 17 players on the Reserve/Injured list, and nine were veteran defensive players who would have started or seen significant action if healthy. The season was the last one in stripes for Chad Johnson, who completed the year with franchise career record records (still standing through 2014) for receptions (751), receiving yards (10,783), receiving TDs (66) and most 100-yard receiving games (31). The club recorded a franchise-record 57th consecutive sellout (regular and postseason)

for a Monday night game on Nov. 8 vs. Pittsburgh, but the streak ended when the Nov. 21 Buffalo game failed to sell out. The Bengals played five preseason games, their most since 1988, as the club was selected to open the NFL preseason against Dallas in the Pro Football Hall of Fame Game on Aug. 8 at Canton, Ohio. On Aug. 7, former Bengals assistant coach and head coach Dick LeBeau was inducted into the Hall of Fame. LeBeau, who spent 18 years on the Cincinnati coaching staff, also had a stellar playing career as a DB with the Detroit Lions, and after leaving Cincinnati he became a successful defensive coordinator with Pittsburgh.

## 2011

Shortly after re-signing for a Bengals-record ninth season as head coach, Marvin Lewis had a message for Bengals fans upset over the 2010 team's 4-12 record. "I will fix us," Lewis pledged, and the record would bear him out. Lewis led a young team — the AFC's youngest as of Week 1 — to a 9-7 record and a Wild Card playoff berth. Cincinnati lost at Houston in the Wild Card game. The young Bengals squad was not able to work with the coaching staff until late July, due to a player lockout over labor issues that had begun in March. The lockout ended just as training camps were due to open, with the announcement of a new NFL Collective Bargaining Agreement. But Cincinnati's players had staged numerous workouts on their own during the lockout, and two veteran leaders — DT Domata Peko and OT Andrew Whitworth — were accorded great credit for helping the team hang together in preparation for its surprise season. The Bengals defied widespread last-place predictions from preseason analysts by putting new offensive pieces together quickly. Working in the scheme of new coordinator Jay Gruden, the club's top two draft picks — WR A.J. Green and QB Andy Dalton — became the first rookie QB-WR duo in NFL history to make the Pro Bowl. K Mike Nugent, from nearby Centerville, Ohio, set club records (still standing through 2014) for points (132) and FGs (33) in a season. The defense, in its fourth season under coordinator Mike Zimmer, ranked seventh in the NFL. DT Geno Atkins, a fourth-round 2010 draft pick, began emerging as one of the best draft steals in franchise history, tying for the NFL lead in sacks (7.5) among interior linemen and earning his first Pro Bowl berth. Dalton's success at QB led to the Bengals trading holdout veteran QB Carson Palmer to Oakland on Oct. 18, and Cincinnati received Oakland's first-round 2012 draft choice and second-round 2013 draft choice. The picks were used on CB Dre Kirkpatrick (2012) and HB Giovanni Bernard (2013). On July 29, the Bengals traded talented but problematic Chad Johnson, their all-time leader in receptions (751) and receiving yards (10,783), to New England for a fifth-round and a sixth-round draft choice. Cincinnati used the picks to draft WRs Marvin Jones (2012) and Cobi Hamilton (2013). Johnson would make only 15 more NFL catches, released by New England in June of 2012 and released by Miami the following August. Lewis closed the year with 69 career victories, passing Sam Wyche (64) for most by a Bengals head coach. Through 2010, Lewis had been tied with Wyche and Paul Brown for most seasons as Bengals head coach (eight).

## 2012

The Bengals brought training camp to downtown Cincinnati, holding camp at the club's home facility for the first time. The team had trained for 29 seasons at Wilmington (Ohio) College and for the next 15 at Georgetown (Ky.) College. Changes in the NFL's Collective Bargaining Agreement helped drive the change, as the Bengals joined a majority of other NFL teams which had switched to their home bases. With the new CBA reducing the amount of time players could be on the practice field, it was thought that their increased non-field time could be much better used at Paul Brown Stadium, where medical and classroom facilities were far superior to any remote camp site. Plans for a second straight playoff season seemed to have gone awry when the team lost four straight after a 3-1 start, standing 3-5 at the season's halfway point. But the Bengals stormed back to go 7-1 in the second half and clinched a Wild Card postseason berth with a 10-6 record. The only loss in the final eight games came by one point, 20-19 to Dallas, on a Cowboys FG at the final gun. Of 131 NFL teams to post 3-5 starts between 1990-2012, the Bengals were one of only nine to reach the playoffs, and the 7-1 finish tied the 1981 Cincinnati Super Bowl team for best second-half record in a 16-game season. Cincinnati lost at Houston in the first round of the playoffs for the second straight year, but it was the first time for the Bengals to reach postseason two years in a row since 1981-82. The Bengals clinched their playoff berth with a 13-10 win at Pittsburgh in Game 15, at the same time eliminating the rival Steelers from contention. CB Leon Hall got the only Bengals TD against the Steelers, on a 17-yard INT return. The defense ranked sixth in the NFL in fewest yards allowed (319.7 per game), and it collected a team-record 51 sacks (though the 1976 team, in a 14-game season, had a higher average of sacks per game).

All-Pro DT Geno Atkins led the sack parade with 12.5, third-most in club history and most on the season by a margin of 4.5 among NFL interior linemen. WR A.J. Green scored at least one TD in nine straight games (Games 2-10), a Bengals record for within one season. He became only the second NFL player in a 48-year span to have at least one receiving TD in nine straight games in a season, joining Hall of Famer Jerry Rice. P Kevin Huber posted averages of 46.6 gross and 42.0 net, club records that he reset in 2014. New technology lessened the need of the '12 team for notebooks and attention to bulletin boards, as the Bengals became one of the first NFL clubs to issue players iPads, for easy distribution of schedules, video and other key information. Shortly after the end of the season, Bengals RBs coach Jim Anderson announced his retirement. Anderson had joined the Bengals staff in 1984, and his 29 seasons stand through 2014 as a franchise record for most total seasons on the Cincinnati coaching staff. During his last six seasons, Anderson had the most consecutive years with his team of any position coach in the NFL.

## 2013

Coach Marvin Lewis led the Bengals to their third straight playoff appearance — a franchise first. Cincinnati won its third AFC North Division title under Lewis, posting an 11-5 record and clinching the crown with a 42-14 rout of Minnesota in Game 15. The Bengals went 8-0 at home for the second time in club history (also 1988), and they were among only five NFL clubs to reach the postseason each year from 2011-13. They were in the postseason for the fourth time in five years, among only six teams to qualify four or more times in that span. For the third straight season, however, the playoffs ended all too soon for Cincinnati, as San Diego prevailed 27-10 in a first round game at Paul Brown Stadium. The '13 team played three overtime games, most in a season in franchise history. They won the first OT contest, but lost in OT in consecutive weeks in Games 9 and 10. It was the first time in franchise history for the team to play two straight OT games. The consecutive losses dropped the team's record to 6-4, but Lewis' club closed the season with five wins in the last six games. QB Andy Dalton set franchise records for passing yards (4293) and TD passes in a season (33), and he became one of only five QBs in NFL history to pilot a playoff club in his first three seasons in the league. WR A.J. Green was named to the Pro Bowl for the third time in his three-year career, and he set club records for most 100-yard receiving games in a season (six) and most consecutive 100-yard receiving games (five). Second-year WR Marvin Jones also posted a club mark, becoming the first Bengal with four TD receptions in a game (Oct. 27 vs. N.Y. Jets). Jones accomplished his feat in the franchise's 700th regular-season game. Green (11) and Jones (10) became the first Bengals duo to each hit double figures in TD receptions in a season. Marvin Lewis earned a "coaching-tree" compliment after the season when, in an NFL rarity, each of his coordinators signed as NFL head coaches. Offensive coordinator Jay Gruden went to Washington, and defensive boss Mike Zimmer went to Minnesota. With the San Diego playoff game, the Bengals ran to 137 an impressive popularity streak. From December 2004 through the first week of January 2014, in each of the 137 Cincinnati TV ratings weeks that included a Bengals regular-season or postseason game, the Bengals were the top-rated show among all programming in the Cincinnati market — and usually by a wide margin. Also in the TV realm, the Bengals in '13 agreed for the second time in five years to be featured during preseason on the all-access HBO series, "Hard Knocks." The club allowed virtually unfettered access to team activities to crews from NFL Films. Though many NFL clubs have shied from invitations to be a Hard Knocks team, the Bengals won the AFC North title for the second straight time after doing the show, as they also won after doing Hard Knocks in 2009.

## 2014

Head coach Marvin Lewis led the Bengals to a 10-5-1 record and a Wild Card playoff berth, and to new heights in terms of consistent success for the franchise. Lewis had the team in postseason for the fourth straight year, extending the club-record of three set in 2013 — and the team established a new club mark with a third straight season of double-digit wins. The season ended when an injury-depleted team lost 26-10 at Indianapolis in a Wild Card playoff game, but the Bengals stood as one of only four NFL teams to have made the playoffs four straight years. Lewis' club record for head coaching victories was extended to 100 in the season's final win, a Monday night playoff clincher in Week 16 vs. Denver. The Bengals tied a franchise record with four regular-season games in prime time on national TV. WR A.J. Green was voted to a fourth straight Pro Bowl, joining WR Isaac Curtis as the only Bengals selected in each of their first four seasons, and CB Adam Jones became the first Bengal to win an NFL kickoff return title, averaging a franchise-record 31.3 yards. In the year's biggest off-field story, DT Devon Still touched hearts across the nation with his openness regarding his daughter Leah being diagnosed with cancer.

The Bengals worked to have sales of Still's No. 75 jersey benefit pediatric cancer research, and nearly 15,000 jerseys were sold to buyers near and far. At the Nov. 6 home game vs. Cleveland, Cincinnati Children's Hospital Medical Center was presented with a check for \$1.3 million. During training camp, the team signed QB Andy Dalton to a six-year contract extension, running through 2020. On April 17, the club continued its leading role in development of the Cincinnati

downtown riverfront, announcing an agreement with Hamilton County that helped pave the way for General Electric to bring a major office facility to the emerging Banks neighborhood between Paul Brown Stadium and the Reds' Great American Ball Park. Fans at home games in 2014 enjoyed the benefits of the first state-of-the-art WiFi system throughout PBS. The Bengals extended an impressive popularity streak, running to 153 the number of consecutive weeks in which a televised preseason or postseason game was the No. 1 ranked TV program in Cincinnati for the week.

# ALL-TIME RESULTS

## REGULAR SEASON AND POSTSEASON

All-time regular-season record: 326-395-3 (199-161-2 home, 127-234-1 road)

All-time postseason record: 5-13 (5-4 home, 0-7 road, 0-2 neutral)

(All games listed are Sunday afternoon games unless noted otherwise. Opponents are capitalized for games in which the Bengals were the home team, including those games played at neutral sites.)

1968						
3-11-0 (2-5 HOME, 1-6 ROAD)			5TH IN AFL WEST			
HEAD COACH: PAUL BROWN						
DATE	OPPONENT	W-L	SCORE	ATT.	STADIUM/NOTES	
Sept. 6	at San Diego Chargers.....	L	13-29	33,687	San Diego Stadium/Friday night	
Sept. 15	DENVER BRONCOS.....	W	24-10	25,049	Nippert Stadium	
Sept. 22	BUFFALO BILLS.....	W	34-23	24,045	Nippert Stadium	
Sept. 29	SAN DIEGO CHARGERS.....	L	10-31	28,642	Nippert Stadium	
Oct. 6	at Denver Broncos.....	L	7-10	41,257	Bears Stadium	
Oct. 13	at Kansas City Chiefs.....	L	3-13	47,096	Municipal Stadium	
Oct. 20	MIAMI DOLPHINS.....	L	22-24	25,942	Nippert Stadium	
Oct. 27	at Oakland Raiders.....	L	10-31	37,083	Oakland Coliseum	
Nov. 3	HOUSTON OILERS.....	L	17-27	24,012	Nippert Stadium	
Nov. 10	KANSAS CITY CHIEFS.....	L	9-16	25,537	Nippert Stadium	
Nov. 17	at Miami Dolphins.....	W	38-21	31,747	Orange Bowl	
Nov. 24	OAKLAND RAIDERS.....	L	0-34	27,116	Nippert Stadium	
Dec. 1	at Boston Patriots.....	L	14-33	17,796	Fenway Park	
Dec. 8	at N.Y. Jets.....	L	14-27	61,111	Shea Stadium	
Dec. 15	— BYE —					
REGULAR-SEASON TOTALS		3-11-0	215-329	—	Regular-season home att.: 180,343	

1969						
4-9-1 (4-3 HOME, 0-6-1 ROAD)			5TH IN AFL WEST			
HEAD COACH: PAUL BROWN						
DATE	OPPONENT	W-L	SCORE	ATT.	STADIUM/NOTES	
Sept. 14	MIAMI DOLPHINS.....	W	27-21	25,335	Nippert Stadium	
Sept. 21	SAN DIEGO CHARGERS.....	W	34-20	26,243	Nippert Stadium	
Sept. 28	KANSAS CITY CHIEFS.....	W	24-19	27,812	Nippert Stadium	
Oct. 4	at San Diego Chargers.....	L	14-21	52,748	San Diego Stadium/Saturday night	
Oct. 12	N.Y. JETS.....	L	7-21	27,927	Nippert Stadium	
Oct. 19	DENVER BRONCOS.....	L	23-30	27,920	Nippert Stadium	
Oct. 26	at Kansas City Chiefs.....	L	22-42	50,934	Municipal Stadium	
Nov. 2	OAKLAND RAIDERS.....	W	31-17	27,927	Nippert Stadium	
Nov. 9	at Houston Oilers.....	T	31-31	45,298	Astrodome	
Nov. 16	BOSTON PATRIOTS.....	L	14-25	25,913	Nippert Stadium	
Nov. 23	at N.Y. Jets.....	L	7-40	62,128	Shea Stadium	
Nov. 30	at Buffalo Bills.....	L	13-16	35,122	War Memorial Stadium	
Dec. 7	at Oakland Raiders.....	L	17-37	54,427	Oakland Coliseum	
Dec. 14	at Denver Broncos.....	L	16-27	42,198	Mile High Stadium	
REGULAR-SEASON TOTALS		4-9-1	280-367	—	Regular-season home att.: 189,077	

1970						
8-6-0 (5-2 HOME, 3-4 ROAD)			1ST IN AFC CENTRAL			
HEAD COACH: PAUL BROWN						
DATE	OPPONENT	W-L	SCORE	ATT.	STADIUM/NOTES	
Sept. 20	OAKLAND RAIDERS.....	W	31-21	56,616	Riverfront Stadium	
Sept. 27	at Detroit Lions.....	L	3-38	58,202	Tiger Stadium	
Oct. 4	HOUSTON OILERS.....	L	13-20	55,094	Riverfront Stadium	
Oct. 11	at Cleveland Browns.....	L	27-30	83,520	Cleveland Stadium	
Oct. 18	KANSAS CITY CHIEFS.....	L	19-27	57,265	Riverfront Stadium	
Oct. 25	at Washington Redskins.....	L	0-20	50,415	RFK Stadium	
Nov. 2	at Pittsburgh Steelers.....	L	10-21	38,968	Three Rivers Stadium/Monday night	
Nov. 8	at Buffalo Bills.....	W	43-14	43,587	War Memorial Stadium	
Nov. 15	CLEVELAND BROWNS.....	W	14-10	60,007	Riverfront Stadium	
Nov. 22	PITTSBURGH STEELERS.....	W	34-7	59,276	Riverfront Stadium	
Nov. 29	NEW ORLEANS SAINTS.....	W	26-6	59,342	Riverfront Stadium	
Dec. 6	at San Diego Chargers.....	W	17-14	41,461	San Diego Stadium	
Dec. 13	at Houston Oilers.....	W	30-20	34,435	Astrodome	
Dec. 20	BOSTON PATRIOTS.....	W	45-7	60,157	Riverfront Stadium	
REGULAR-SEASON TOTALS		8-6-0	312-255	—	Regular-season home att.: 407,757	
AFC DIVISIONAL PLAYOFF						
Dec. 26		at Baltimore Colts.....	L	0-17	51,127	Memorial/Saturday afternoon

1971						
4-10-0 (3-4 HOME, 1-6 ROAD)			4TH IN AFC CENTRAL			
HEAD COACH: PAUL BROWN						
DATE	OPPONENT	W-L	SCORE	ATT.	STADIUM/NOTES	
Sept. 19	PHILADELPHIA EAGLES.....	W	37-14	55,880	Riverfront Stadium	
Sept. 26	at Pittsburgh Steelers.....	L	10-21	48,448	Three Rivers Stadium	
Oct. 3	at Green Bay Packers.....	L	17-20	56,263	Lambeau Field	
Oct. 10	MIAMI DOLPHINS.....	L	13-23	60,099	Riverfront Stadium	
Oct. 17	CLEVELAND BROWNS.....	L	24-27	60,284	Riverfront Stadium	
Oct. 24	at Oakland Raiders.....	L	27-31	54,699	Oakland Coliseum	
Oct. 31	at Houston Oilers.....	L	6-10	37,947	Astrodome	
Nov. 7	ATLANTA FALCONS.....	L	6-9	59,604	Riverfront Stadium	
Nov. 14	at Denver Broncos.....	W	24-10	51,200	Mile High Stadium	
Nov. 21	HOUSTON OILERS.....	W	28-13	59,390	Riverfront Stadium	
Nov. 28	SAN DIEGO CHARGERS.....	W	31-0	59,580	Riverfront Stadium	
Dec. 5	at Cleveland Browns.....	L	27-31	82,705	Cleveland Stadium	
Dec. 12	PITTSBURGH STEELERS.....	L	13-21	60,022	Riverfront Stadium	
Dec. 19	at N.Y. Jets.....	L	21-35	63,151	Shea Stadium	
REGULAR-SEASON TOTALS		4-10-0	284-265	—	Regular-season home att.: 414,859	

1972						
8-6-0 (4-3 HOME, 4-3 ROAD)			3RD IN AFC CENTRAL			
HEAD COACH: PAUL BROWN						
DATE	OPPONENT	W-L	SCORE	ATT.	STADIUM/NOTES	
Sept. 17	at New England Patriots.....	W	31-7	60,999	Schaefer Stadium	
Sept. 24	PITTSBURGH STEELERS.....	W	15-10	54,292	Riverfront Stadium	
Oct. 1	at Cleveland Browns.....	L	6-27	81,564	Cleveland Stadium	
Oct. 8	DENVER BRONCOS.....	W	21-10	55,812	Riverfront Stadium	
Oct. 15	at Kansas City Chiefs.....	W	23-16	79,068	Arrowhead Stadium	
Oct. 22	at L.A. Rams.....	L	12-15	73,385	Los Angeles Coliseum	
Oct. 29	HOUSTON OILERS.....	W	30-7	59,409	Riverfront Stadium	
Nov. 5	at Pittsburgh Steelers.....	L	17-40	50,350	Three Rivers Stadium	
Nov. 12	OAKLAND RAIDERS.....	L	14-20	59,485	Riverfront Stadium	
Nov. 19	BALTIMORE COLTS.....	L	19-20	49,512	Riverfront Stadium	
Nov. 26	at Chicago Bears.....	W	13-3	55,701	Soldier Field	
Dec. 3	N.Y. GIANTS.....	W	13-10	59,523	Riverfront Stadium	
Dec. 9	CLEVELAND BROWNS.....	L	24-27	59,524	Riverfront Stadium/Saturday afternoon	
Dec. 17	at Houston Oilers.....	W	61-17	32,482	Astrodome	
REGULAR-SEASON TOTALS		8-6-0	299-229	—	Regular-season home att.: 397,557	

1973						
10-4-0 (7-0 HOME, 3-4 ROAD)			1ST IN AFC CENTRAL			
HEAD COACH: PAUL BROWN						
DATE	OPPONENT	W-L	SCORE	ATT.	STADIUM/NOTES	
Sept. 16	at Denver Broncos.....	L	10-28	49,059	Mile High Stadium	
Sept. 23	HOUSTON OILERS.....	W	24-10	51,823	Riverfront Stadium	
Sept. 30	at San Diego Chargers.....	W	20-13	46,733	San Diego Stadium	
Oct. 7	at Cleveland Browns.....	L	10-17	70,805	Cleveland Stadium	
Oct. 14	PITTSBURGH STEELERS.....	W	19-7	55,819	Riverfront Stadium	
Oct. 21	KANSAS CITY CHIEFS.....	W	14-6	56,397	Riverfront Stadium	
Oct. 28	at Pittsburgh Steelers.....	L	13-20	45,761	Three Rivers Stadium	
Nov. 4	at Dallas Cowboys.....	L	10-38	54,944	Texas Stadium	
Nov. 11	at Buffalo Bills.....	W	16-13	76,927	Rich Stadium	
Nov. 18	N.Y. JETS.....	W	20-14	55,745	Riverfront Stadium	
Nov. 25	ST. LOUIS CARDINALS.....	W	42-24	50,918	Riverfront Stadium	
Dec. 2	MINNESOTA VIKINGS.....	W	27-0	57,859	Riverfront Stadium	
Dec. 9	CLEVELAND BROWNS.....	W	34-17	58,266	Riverfront Stadium	
Dec. 16	at Houston Oilers.....	W	27-24	21,955	Astrodome	
REGULAR-SEASON TOTALS		10-4-0	286-231	—	Regular-season home att.: 386,827	
AFC DIVISIONAL PLAYOFF						
Dec. 23		at Miami Dolphins.....	L	16-34	74,651	Orange Bowl

1974						
7-7-0 (4-3 HOME, 3-4 ROAD)			3RD IN AFC CENTRAL			
HEAD COACH: PAUL BROWN						
DATE	OPPONENT	W-L	SCORE	ATT.	STADIUM/NOTES	
Sept. 15	CLEVELAND BROWNS.....	W	33-7	53,113	Riverfront Stadium	
Sept. 22	SAN DIEGO CHARGERS.....	L	17-20	51,178	Riverfront Stadium	
Sept. 29	at San Francisco 49ers.....	W	21-3	49,895	Candlestick Park	
Oct. 6	WASHINGTON REDSKINS.....	W	28-17	56,175	Riverfront Stadium	
Oct. 13	at Cleveland Browns.....	W	34-24	70,897	Cleveland Stadium	
Oct. 20	at Oakland Raiders.....	L	27-30	51,821	Oakland Coliseum	
Oct. 27	HOUSTON OILERS.....	L	21-34	55,434	Riverfront Stadium	
Nov. 3	at Baltimore Colts.....	W	24-14	36,110	Memorial Stadium	
Nov. 10	PITTSBURGH STEELERS.....	W	17-10	57,532	Riverfront Stadium	
Nov. 17	at Houston Oilers.....	L	3-20	44,054	Astrodome	
Nov. 24	KANSAS CITY CHIEFS.....	W	33-6	49,777	Riverfront Stadium	
Dec. 2	at Miami Dolphins.....	L	3-24	71,962	Orange Bowl/Monday night	
Dec. 8	DETROIT LIONS.....	L	19-23	45,159	Riverfront Stadium	
Dec. 14	at Pittsburgh Steelers.....	L	3-27	42,878	Three Rivers Stadium/Saturday afternoon	
REGULAR-SEASON TOTALS		7-7-0	283-259	—	Regular-season home att.: 368,368	

1975						
11-3-0 (6-1 HOME, 5-2 ROAD)			2ND IN AFC CENTRAL (WILD CARD QUALIFIER)			
HEAD COACH: PAUL BROWN						
DATE	OPPONENT	W-L	SCORE	ATT.	STADIUM/NOTES	
Sept. 21	CLEVELAND BROWNS.....	W	24-17	52,874	Riverfront Stadium	
Sept. 28	at New Orleans Saints.....	W	21-0	52,531	Louisiana Superdome	
Oct. 5	at Houston Oilers.....	W	21-19	45,321	Astrodome	
Oct. 12	NEW ENGLAND PATRIOTS.....	W	27-10	51,220	Riverfront Stadium	
Oct. 19	OAKLAND RAIDERS.....	W	14-10	48,122	Riverfront Stadium	
Oct. 26	at Atlanta Falcons.....	W	21-14	45,811	Atlanta-Fulton County Stadium	
Nov. 2	PITTSBURGH STEELERS.....	L	24-30	58,418	Riverfront Stadium	
Nov. 9	at Denver Broncos.....	W	17-16	49,919	Mile High Stadium	
Nov. 17	BUFFALO BILLS.....	W	33-24	56,666	Riverfront Stadium/Monday night	
Nov. 23	at Cleveland Browns.....	L	23-35	56,427	Cleveland Stadium	
Nov. 30	HOUSTON OILERS.....	W	23-19	46,128	Riverfront Stadium	
Dec. 7	at Philadelphia Eagles.....	W	31-0	56,984	Veterans Stadium	
Dec. 13	at Pittsburgh Steelers.....	L	14-35	48,889	Three Rivers Stadium/Saturday afternoon	
Dec. 21	SAN DIEGO CHARGERS.....	W	47-17	46,474	Riverfront Stadium	
REGULAR-SEASON TOTALS		11-3-0	340-246	—	Regular-season home att.: 359,902	
AFC DIVISIONAL PLAYOFF						
Dec. 28		at Oakland Raiders.....	L	28-31	53,030	Oakland Coliseum

1976					
10-4-0 (6-1 HOME, 4-3 ROAD)			2ND IN AFC CENTRAL		
HEAD COACH: BILL JOHNSON					
DATE	OPPONENT	W-L	SCORE	ATT.	STADIUM/NOTES
Sept. 12	DENVER BRONCOS.....	W	17-7	53,464	Riverfront Stadium
Sept. 19	at Baltimore Colts.....	L	27-28	50,374	Memorial Stadium
Sept. 26	GREEN BAY PACKERS.....	W	28-7	44,103	Riverfront Stadium
Oct. 3	at Cleveland Browns.....	W	45-24	75,817	Cleveland Stadium
Oct. 10	TAMPA BAY BUCCANEERS.....	W	21-0	49,700	Riverfront Stadium
Oct. 17	at Pittsburgh Steelers.....	L	6-23	48,311	Three Rivers Stadium
Oct. 24	at Houston Oilers.....	W	27-7	45,999	Astrodome
Oct. 31	CLEVELAND BROWNS.....	W	21-6	54,776	Riverfront Stadium
Nov. 8	L.A. RAMS.....	W	20-12	52,480	Riverfront Stadium/Monday night
Nov. 14	HOUSTON OILERS.....	W	31-27	53,243	Riverfront Stadium
Nov. 21	at Kansas City Chiefs.....	W	27-24	46,259	Arrowhead Stadium
Nov. 28	PITTSBURGH STEELERS.....	L	3-7	55,142	Riverfront Stadium
Dec. 6	at Oakland Raiders.....	L	20-35	52,430	Oakland Coliseum/Monday night
Dec. 12	at N.Y. Jets.....	W	42-3	31,067	Shea Stadium
REGULAR-SEASON TOTALS		10-4-0	335-210	—	Regular-season home att.: 362,908

1977					
8-6-0 (5-2 HOME, 3-4 ROAD)			2ND IN AFC CENTRAL		
HEAD COACH: BILL JOHNSON					
DATE	OPPONENT	W-L	SCORE	ATT.	STADIUM/NOTES
Sept. 18	CLEVELAND BROWNS.....	L	3-13	52,847	Riverfront Stadium
Sept. 25	SEATTLE SEAHAWKS.....	W	42-20	45,579	Riverfront Stadium
Oct. 2	at San Diego Chargers.....	L	3-24	40,352	San Diego Stadium
Oct. 9	at Green Bay Packers.....	W	17-7	53,653	Milwaukee County Stadium
Oct. 17	at Pittsburgh Steelers.....	L	14-20	47,950	Three Rivers Stadium/Monday night
Oct. 23	DENVER BRONCOS.....	L	13-24	54,395	Riverfront Stadium
Oct. 30	HOUSTON OILERS.....	W	*13-10	53,194	Riverfront Stadium/OT
Nov. 6	at Cleveland Browns.....	W	10-7	81,932	Cleveland Stadium
Nov. 13	at Minnesota Vikings.....	L	10-42	45,371	Metropolitan Stadium
Nov. 20	MIAMI DOLPHINS.....	W	23-17	46,733	Riverfront Stadium
Nov. 27	N.Y. GIANTS.....	W	30-13	32,705	Riverfront Stadium
Dec. 4	at Kansas City Chiefs.....	W	27-7	38,488	Arrowhead Stadium
Dec. 10	PITTSBURGH STEELERS.....	W	17-10	36,133	Riverfront Stadium/Saturday afternoon
Dec. 18	at Houston Oilers.....	L	16-21	46,212	Astrodome
REGULAR-SEASON TOTALS		8-6-0	238-235	—	Regular-season home att.: 321,586

1978					
4-12-0 (3-5 HOME, 1-7 ROAD)			4TH IN AFC CENTRAL		
HEAD COACHES: BILL JOHNSON (0-5), HOMER RICE (4-7)					
DATE	OPPONENT	W-L	SCORE	ATT.	STADIUM/NOTES
Sept. 3	KANSAS CITY CHIEFS.....	L	23-24	41,810	Riverfront Stadium
Sept. 10	at Cleveland Browns.....	L	*10-13	72,691	Cleveland Stadium/OT
Sept. 17	PITTSBURGH STEELERS.....	L	3-28	50,260	Riverfront Stadium
Sept. 24	NEW ORLEANS SAINTS.....	L	18-20	40,455	Riverfront Stadium
Oct. 1	at San Francisco 49ers.....	L	12-28	41,107	Candlestick Park
Oct. 9	at Miami Dolphins.....	L	0-21	54,729	Orange Bowl/Monday night
Oct. 15	NEW ENGLAND PATRIOTS.....	L	3-10	48,699	Riverfront Stadium
Oct. 22	at Buffalo Bills.....	L	0-5	47,754	Rich Stadium
Oct. 29	HOUSTON OILERS.....	W	28-13	50,532	Riverfront Stadium
Nov. 5	at San Diego Chargers.....	L	13-22	43,639	San Diego Stadium
Nov. 13	OAKLAND RAIDERS.....	L	21-34	51,374	Riverfront Stadium/Monday night
Nov. 19	at Pittsburgh Steelers.....	L	6-7	47,578	Three Rivers Stadium
Nov. 26	at Houston Oilers.....	L	10-17	43,245	Astrodome
Dec. 3	ATLANTA FALCONS.....	W	37-7	25,336	Riverfront Stadium
Dec. 11	at L.A. Rams.....	W	20-19	47,471	Los Angeles Coliseum/Monday night
Dec. 17	CLEVELAND BROWNS.....	W	48-16	46,985	Riverfront Stadium
REGULAR-SEASON TOTALS		4-12-0	252-284	—	Regular-season home att.: 355,451

1979					
4-12-0 (4-4 HOME, 0-8 ROAD)			4TH IN AFC CENTRAL		
HEAD COACH: HOMER RICE					
DATE	OPPONENT	W-L	SCORE	ATT.	STADIUM/NOTES
Sept. 2	at Denver Broncos.....	L	0-10	74,788	Mile High Stadium
Sept. 9	at Buffalo Bills.....	L	24-51	43,504	Rich Stadium
Sept. 16	NEW ENGLAND PATRIOTS.....	L	14-20	41,805	Riverfront Stadium
Sept. 23	HOUSTON OILERS.....	L	*27-30	45,615	Riverfront Stadium/OT
Sept. 30	at Dallas Cowboys.....	L	13-38	63,179	Texas Stadium
Oct. 7	KANSAS CITY CHIEFS.....	L	7-10	40,041	Riverfront Stadium
Oct. 14	PITTSBURGH STEELERS.....	W	34-10	52,381	Riverfront Stadium
Oct. 21	at Cleveland Browns.....	L	27-28	75,119	Cleveland Stadium
Oct. 28	PHILADELPHIA EAGLES.....	W	37-13	42,036	Riverfront Stadium
Nov. 4	at Baltimore Colts.....	L	28-38	37,740	Memorial Stadium
Nov. 11	SAN DIEGO CHARGERS.....	L	24-26	40,782	Riverfront Stadium
Nov. 18	at Houston Oilers.....	L	21-42	49,829	Astrodome
Nov. 25	ST. LOUIS CARDINALS.....	W	34-28	25,103	Riverfront Stadium
Dec. 2	at Pittsburgh Steelers.....	L	17-37	46,521	Three Rivers Stadium
Dec. 9	at Washington Redskins.....	L	14-28	52,882	RFK Stadium
Dec. 16	CLEVELAND BROWNS.....	W	16-12	42,183	Riverfront Stadium
REGULAR-SEASON TOTALS		4-12-0	337-421	—	Regular-season home att.: 329,946

1980					
6-10-0 (3-5 HOME, 3-5 ROAD)			4TH IN AFC CENTRAL		
HEAD COACH: FORREST GREGG					
DATE	OPPONENT	W-L	SCORE	ATT.	STADIUM/NOTES
Sept. 7	TAMPA BAY BUCCANEERS.....	L	12-17	43,211	Riverfront Stadium
Sept. 14	at Miami Dolphins.....	L	16-17	38,322	Orange Bowl
Sept. 21	PITTSBURGH STEELERS.....	W	30-28	52,490	Riverfront Stadium
Sept. 28	HOUSTON OILERS.....	L	10-13	50,413	Riverfront Stadium
Oct. 5	at Green Bay Packers.....	L	9-14	55,006	Lambeau Field
Oct. 12	at Pittsburgh Steelers.....	W	17-16	53,668	Three Rivers Stadium
Oct. 19	MINNESOTA VIKINGS.....	W	14-0	44,487	Riverfront Stadium
Oct. 26	at Houston Oilers.....	L	3-23	49,189	Astrodome
Nov. 2	SAN DIEGO CHARGERS.....	L	14-31	46,406	Riverfront Stadium
Nov. 9	at Oakland Raiders.....	L	17-28	44,132	Oakland Coliseum
Nov. 16	BUFFALO BILLS.....	L	0-14	40,836	Riverfront Stadium
Nov. 23	at Cleveland Browns.....	L	7-31	79,253	Cleveland Stadium
Nov. 30	at Kansas City Chiefs.....	W	20-6	41,594	Arrowhead Stadium
Dec. 7	BALTIMORE COLTS.....	W	34-33	35,651	Riverfront Stadium
Dec. 14	at Chicago Bears.....	W	*17-14	48,808	Soldier Field/OT
Dec. 21	CLEVELAND BROWNS.....	L	24-27	50,058	Riverfront Stadium
REGULAR-SEASON TOTALS		6-10-0	244-312	—	Regular-season home att.: 363,552

1981					
12-4-0 (6-2 HOME, 6-2 ROAD)			1ST IN AFC CENTRAL		
HEAD COACH: FORREST GREGG					
DATE	OPPONENT	W-L	SCORE	ATT.	STADIUM/NOTES
Sept. 6	SEATTLE SEAHAWKS.....	W	27-21	41,177	Riverfront Stadium
Sept. 13	at N.Y. Jets.....	W	31-30	49,454	Shea Stadium
Sept. 20	CLEVELAND BROWNS.....	L	17-20	52,170	Riverfront Stadium
Sept. 27	BUFFALO BILLS.....	W	*27-24	46,418	Riverfront Stadium/OT
Oct. 4	at Houston Oilers.....	L	10-17	44,350	Astrodome
Oct. 11	at Baltimore Colts.....	W	41-19	33,060	Memorial Stadium
Oct. 18	PITTSBURGH STEELERS.....	W	34-7	57,090	Riverfront Stadium
Oct. 25	at New Orleans Saints.....	L	7-17	46,336	Louisiana Superdome
Nov. 1	HOUSTON OILERS.....	W	34-21	54,736	Riverfront Stadium
Nov. 8	at San Diego Chargers.....	W	40-17	51,259	San Diego Jack Murphy Stadium
Nov. 15	L.A. RAMS.....	W	24-10	56,836	Riverfront Stadium
Nov. 22	DENVER BRONCOS.....	W	38-21	57,207	Riverfront Stadium
Nov. 29	at Cleveland Browns.....	W	41-21	75,186	Cleveland Stadium
Dec. 6	SAN FRANCISCO 49ERS.....	L	3-21	56,796	Riverfront Stadium
Dec. 13	at Pittsburgh Steelers.....	W	17-10	50,623	Three Rivers Stadium
Dec. 20	at Atlanta Falcons.....	W	30-28	35,972	Atlanta-Fulton County Stadium
REGULAR-SEASON TOTALS		12-4-0	421-304	—	Regular-season home att.: 422,430

AFC DIVISIONAL PLAYOFF					
DATE	OPPONENT	W-L	SCORE	ATT.	STADIUM/NOTES
Jan. 3	BUFFALO BILLS.....	W	28-21	55,420	Riverfront Stadium

AFC CHAMPIONSHIP					
DATE	OPPONENT	W-L	SCORE	ATT.	STADIUM/NOTES
Jan. 10	SAN DIEGO CHARGERS.....	W	27-7	46,302	Riverfront/"Freezer Bowl" (-59° wind chill)

SUPER BOWL XVI (AT PONTIAC, MICHIGAN)					
DATE	OPPONENT	W-L	SCORE	ATT.	STADIUM/NOTES
Jan. 24	SAN FRANCISCO 49ERS.....	L	21-26	81,270	Pontiac Silverdome

1982					
7-2-0 (4-0 HOME, 3-2 ROAD)			3RD IN AFC		
(SUPER BOWL TOURNAMENT QUALIFIER)					
HEAD COACH: FORREST GREGG					
DATE	OPPONENT	W-L	SCORE	ATT.	STADIUM/NOTES
Sept. 12	HOUSTON OILERS.....	W	27-6	52,268	Riverfront Stadium
Sept. 19	at Pittsburgh Steelers.....	L	*20-26	53,973	Three Rivers Stadium/OT
— PLAYERS' STRIKE BEGINS, SEPT. 20 —					
Sept. 27	at Cleveland Browns.....	—	—	—	Monday night/game canceled due to players' strike
Oct. 3	MIAMI DOLPHINS.....	—	—	—	Game canceled due to players' strike
Oct. 10	at New England Patriots.....	—	—	—	Game canceled due to players' strike
Oct. 17	at N.Y. Giants.....	—	—	—	Game canceled due to players' strike
Oct. 24	DALLAS COWBOYS.....	—	—	—	Game canceled due to players' strike
Oct. 31	PITTSBURGH STEELERS.....	—	—	—	Game canceled due to players' strike
Nov. 7	WASHINGTON REDSKINS.....	—	—	—	Game canceled due to players' strike
Nov. 14	at Houston Oilers.....	—	—	—	Game rescheduled due to players' strike
— PLAYERS' STRIKE ENDS AT 57 DAYS, NOV. 17 —					
Nov. 21	at Philadelphia Eagles.....	W	18-14	65,172	Veterans Stadium
Nov. 28	L.A. RAIDERS.....	W	31-17	53,330	Riverfront Stadium
Dec. 5	at Baltimore Colts.....	W	20-17	23,598	Memorial Stadium
Dec. 12	CLEVELAND BROWNS.....	W	23-10	54,305	Riverfront Stadium
Dec. 20	at San Diego Chargers.....	L	34-50	51,296	S.D. Jack Murphy Stadium/Monday night
Dec. 26	SEATTLE SEAHAWKS.....	W	24-10	55,330	Riverfront Stadium
Jan. 2	at Houston Oilers.....	W	35-27	26,522	Astrodome/rescheduled from Nov. 14
REGULAR-SEASON TOTALS		7-2-0	232-177	—	Regular-season home att.: 215,233

FIRST-ROUND PLAYOFF (SUPER BOWL TOURNAMENT)					
DATE	OPPONENT	W-L	SCORE	ATT.	STADIUM/NOTES
Jan. 9	N.Y. JETS.....	L	17-44	57,560	Riverfront Stadium

1983					
7-9-0 (4-4 HOME, 3-5 ROAD)			3RD IN AFC CENTRAL		
HEAD COACH: FORREST GREGG					
DATE	OPPONENT	W-L	SCORE	ATT.	STADIUM/NOTES
Sept. 4	L.A. RAIDERS.....	L	10-20	50,956	Riverfront Stadium
Sept. 11	BUFFALO BILLS.....	L	6-10	46,839	Riverfront Stadium
Sept. 15	at Cleveland Browns.....	L	7-17	79,700	Cleveland Stadium/Thursday night
Sept. 25	at Tampa Bay Buccaneers.....	W	23-17	56,023	Tampa Stadium
Oct. 2	BALTIMORE COLTS.....	L	31-34	48,104	Riverfront Stadium
Oct. 10	PITTSBURGH STEELERS.....	L	14-24	56,086	Riverfront Stadium/Monday night
Oct. 16	at Denver Broncos.....	L	17-24	74,305	Mile High Stadium
Oct. 23	CLEVELAND BROWNS.....	W	28-21	50,047	Riverfront Stadium
Oct. 30	GREEN BAY PACKERS.....	W	34-14	53,349	Riverfront Stadium
Nov. 6	at Houston Oilers.....	W	55-14	39,706	Astrodome
Nov. 13	at Kansas City Chiefs.....	L	15-20	44,711	Arrowhead Stadium
Nov. 20	HOUSTON OILERS.....	W	38-10	46,375	Riverfront Stadium
Nov. 28	at Miami Dolphins.....	L	14-38	74,506	Orange Bowl/Monday night
Dec. 4	at Pittsburgh Steelers.....	W	23-10	55,832	Three Rivers Stadium
Dec. 11	DETROIT LIONS.....	W	17-9	45,728	Riverfront Stadium
Dec. 17	at Minnesota Vikings.....	L	14-20	51,565	Metrodome/Saturday afternoon
REGULAR-SEASON TOTALS		7-9-0	346-302	—	Regular-season home att.: 397,484

1984						
8-8-0 (5-3 HOME, 3-5 ROAD)			2ND IN AFC CENTRAL			
HEAD COACH: SAM WYCHE						
DATE	OPPONENT	W-L	SCORE	ATT.	STADIUM/NOTES	
Sept. 2	at Denver Broncos	L	17-20	74,178	Mile High Stadium	
Sept. 9	KANSAS CITY CHIEFS	L	22-27	47,111	Riverfront Stadium	
Sept. 16	at N.Y. Jets	L	23-43	64,193	Giants Stadium	
Sept. 23	L.A. RAMS	L	14-24	45,406	Riverfront Stadium	
Oct. 1	at Pittsburgh Steelers	L	17-38	57,098	Three Rivers Stadium/Monday night	
Oct. 7	HOUSTON OILERS	W	13-3	43,637	Riverfront Stadium	
Oct. 14	at New England Patriots	L	14-20	48,154	Sullivan Stadium	
Oct. 21	CLEVELAND BROWNS	W	12-9	50,667	Riverfront Stadium	
Oct. 28	at Houston Oilers	W	31-13	34,010	Astrodome	
Nov. 4	at San Francisco 49ers	L	17-23	58,324	Candlestick Park	
Nov. 11	PITTSBURGH STEELERS	W	22-20	52,497	Riverfront Stadium	
Nov. 18	SEATTLE SEAHAWKS	L	6-26	50,280	Riverfront Stadium	
Nov. 25	ATLANTA FALCONS	W	35-14	44,678	Riverfront Stadium	
Dec. 2	at Cleveland Browns	W	*20-17	51,774	Cleveland Stadium/OT	
Dec. 9	at New Orleans Saints	W	24-21	40,855	Louisiana Superdome	
Dec. 16	BUFFALO BILLS	W	52-21	55,771	Riverfront Stadium	
REGULAR-SEASON TOTALS		8-8-0	339-339	—	Regular-season home att.: 390,047	

1985						
7-9-0 (5-3 HOME, 2-6 ROAD)			2ND IN AFC CENTRAL			
HEAD COACH: SAM WYCHE						
DATE	OPPONENT	W-L	SCORE	ATT.	STADIUM/NOTES	
Sept. 8	SEATTLE SEAHAWKS	L	24-28	51,625	Riverfront Stadium	
Sept. 15	at St. Louis Cardinals	L	27-41	46,321	Busch Stadium	
Sept. 22	SAN DIEGO CHARGERS	L	41-44	52,270	Riverfront Stadium	
Sept. 30	at Pittsburgh Steelers	W	37-24	59,541	Three Rivers Stadium/Monday night	
Oct. 6	N.Y. JETS	L	20-29	51,785	Riverfront Stadium	
Oct. 13	N.Y. GIANTS	W	35-30	53,112	Riverfront Stadium	
Oct. 20	at Houston Oilers	L	27-44	35,590	Astrodome	
Oct. 27	PITTSBURGH STEELERS	W	26-21	55,421	Riverfront Stadium	
Nov. 3	at Buffalo Bills	W	23-17	25,640	Rich Stadium	
Nov. 10	CLEVELAND BROWNS	W	27-10	57,293	Riverfront Stadium	
Nov. 17	at L.A. Raiders	L	6-13	52,501	Los Angeles Coliseum	
Nov. 24	at Cleveland Browns	L	6-24	74,439	Cleveland Stadium	
Dec. 1	HOUSTON OILERS	W	45-27	46,140	Riverfront Stadium	
Dec. 8	DALLAS COWBOYS	W	50-24	56,936	Riverfront Stadium	
Dec. 15	at Washington Redskins	L	24-27	50,544	RFK Stadium	
Dec. 22	at New England Patriots	L	23-34	57,953	Sullivan Stadium	
REGULAR-SEASON TOTALS		7-9-0	441-437	—	Regular-season home att.: 424,582	

1986						
10-6-0 (6-2 HOME, 4-4 ROAD)			2ND IN AFC CENTRAL			
HEAD COACH: SAM WYCHE						
DATE	OPPONENT	W-L	SCORE	ATT.	STADIUM/NOTES	
Sept. 7	at Kansas City Chiefs	L	14-24	43,430	Arrowhead Stadium	
Sept. 14	BUFFALO BILLS	W	*36-33	52,714	Riverfront Stadium/OT	
Sept. 18	at Cleveland Browns	W	30-13	78,779	Cleveland Stadium/Thursday night	
Sept. 28	CHICAGO BEARS	L	7-44	55,146	Riverfront Stadium	
Oct. 5	at Green Bay Packers	W	34-28	51,230	Milwaukee County Stadium	
Oct. 13	PITTSBURGH STEELERS	W	24-22	54,283	Riverfront Stadium/Monday night	
Oct. 19	HOUSTON OILERS	W	31-28	53,844	Riverfront Stadium	
Oct. 26	at Pittsburgh Steelers	L	9-30	50,815	Three Rivers Stadium	
Nov. 2	at Detroit Lions	W	24-17	52,423	Pontiac Silverdome	
Nov. 9	at Houston Oilers	L	28-32	32,130	Astrodome	
Nov. 16	SEATTLE SEAHAWKS	W	34-7	54,410	Riverfront Stadium	
Nov. 23	MINNESOTA VIKINGS	W	24-20	53,003	Riverfront Stadium	
Nov. 30	at Denver Broncos	L	28-34	58,705	Mile High Stadium	
Dec. 7	at New England Patriots	W	31-7	60,633	Sullivan Stadium	
Dec. 14	CLEVELAND BROWNS	L	3-34	58,062	Riverfront Stadium	
Dec. 21	N.Y. JETS	W	52-21	51,619	Riverfront Stadium	
REGULAR-SEASON TOTALS		10-6-0	409-394	—	Regular-season home att.: 433,081	

1987						
4-11-0 (1-7 HOME, 3-4 ROAD)			4TH IN AFC CENTRAL			
HEAD COACH: SAM WYCHE						
DATE	OPPONENT	W-L	SCORE	ATT.	STADIUM/NOTES	
Sept. 13	at Indianapolis Colts	W	23-21	59,387	Hoosier Dome	
Sept. 20	SAN FRANCISCO 49ERS	L	26-27	53,498	Riverfront Stadium	
— PLAYERS' STRIKE BEGINS, SEPT. 22 —						
Sept. 27	at L.A. Rams	—	—	—	Game canceled due to players' strike	
Oct. 4	SAN DIEGO CHARGERS	L	9-10	18,074	Riverfront Stadium/strike replacement game	
Oct. 11	at Seattle Seahawks	W	17-10	31,739	Kingdome/strike replacement game	
— PLAYERS' STRIKE ENDS AT 24 DAYS, OCT. 15 —						
Oct. 18	CLEVELAND BROWNS	L	0-34	40,179	Riverfront Stadium/strike replacement game	
Oct. 25	at Pittsburgh Steelers	L	20-23	53,692	Three Rivers Stadium	
Nov. 1	HOUSTON OILERS	L	29-31	52,700	Riverfront Stadium	
Nov. 8	MIAMI DOLPHINS	L	14-20	53,840	Riverfront Stadium	
Nov. 15	at Atlanta Falcons	W	16-10	25,758	Atlanta-Fulton County Stadium	
Nov. 22	PITTSBURGH STEELERS	L	16-30	59,910	Riverfront Stadium	
Nov. 29	at N.Y. Jets	L	20-27	41,135	Giants Stadium	
Dec. 6	KANSAS CITY CHIEFS	W	*30-27	46,489	Riverfront Stadium/OT	
Dec. 13	at Cleveland Browns	L	24-38	77,331	Cleveland Stadium	
Dec. 20	NEW ORLEANS SAINTS	L	24-41	43,424	Riverfront Stadium	
Dec. 27	at Houston Oilers	L	17-21	49,775	Astrodome	
REGULAR-SEASON TOTALS		4-11-0	285-370	—	Regular-season home att.: 376,249	

1988						
12-4-0 (8-0 HOME, 4-4 ROAD)			1ST IN AFC CENTRAL			
HEAD COACH: SAM WYCHE						
DATE	OPPONENT	W-L	SCORE	ATT.	STADIUM/NOTES	
Sept. 4	PHOENIX CARDINALS	W	21-14	50,404	Riverfront Stadium	
Sept. 11	at Philadelphia Eagles	W	28-24	66,459	Veterans Stadium	
Sept. 18	at Pittsburgh Steelers	W	17-12	56,647	Three Rivers Stadium	
Sept. 25	CLEVELAND BROWNS	W	24-17	54,943	Riverfront Stadium	
Oct. 2	at L.A. Raiders	W	45-21	42,594	Los Angeles Coliseum	
Oct. 9	N.Y. JETS	W	36-19	57,482	Riverfront Stadium	
Oct. 16	at New England Patriots	L	21-27	59,969	Foxboro Stadium	
Oct. 23	HOUSTON OILERS	W	44-21	54,659	Riverfront Stadium	
Oct. 30	at Cleveland Browns	L	16-23	79,147	Cleveland Stadium	
Nov. 6	PITTSBURGH STEELERS	W	42-7	56,403	Riverfront Stadium	
Nov. 13	at Kansas City Chiefs	L	28-31	34,614	Arrowhead Stadium	
Nov. 20	at Dallas Cowboys	W	38-24	37,865	Texas Stadium	
Nov. 27	BUFFALO BILLS	W	35-21	58,672	Riverfront Stadium	
Dec. 4	SAN DIEGO CHARGERS	W	27-10	56,866	Riverfront Stadium	
Dec. 11	at Houston Oilers	L	6-41	50,269	Astrodome	
Dec. 17	WASHINGTON REDSKINS	W	*20-17	52,157	Riverfront Stadium/Sat. afternoon/OT	
REGULAR-SEASON TOTALS		12-4-0	448-329	—	Regular-season home att.: 441,586	
AFC DIVISIONAL PLAYOFF						
Dec. 31	SEATTLE SEAHAWKS	W	21-13	58,560	Riverfront Stadium/Saturday afternoon	
AFC CHAMPIONSHIP						
Jan. 8	BUFFALO BILLS	W	21-10	59,747	Riverfront Stadium	
SUPER BOWL XXIII (AT MIAMI, FLORIDA)						
Jan. 22	San Francisco 49ers	L	16-20	75,129	Joe Robbie Stadium/Sunday night	

1989						
8-8-0 (5-3 HOME, 3-5 ROAD)			4TH IN AFC CENTRAL			
HEAD COACH: SAM WYCHE						
DATE	OPPONENT	W-L	SCORE	ATT.	STADIUM/NOTES	
Sept. 10	at Chicago Bears	L	14-17	64,730	Soldier Field	
Sept. 17	PITTSBURGH STEELERS	W	41-10	53,885	Riverfront Stadium	
Sept. 25	CLEVELAND BROWNS	W	21-14	55,996	Riverfront Stadium/Monday night	
Oct. 1	at Kansas City Chiefs	W	21-17	61,165	Arrowhead Stadium	
Oct. 8	at Pittsburgh Steelers	W	26-16	52,785	Three Rivers Stadium	
Oct. 15	MIAMI DOLPHINS	L	13-20	58,184	Riverfront Stadium	
Oct. 22	INDIANAPOLIS COLTS	L	12-23	57,642	Riverfront Stadium	
Oct. 29	TAMPA BAY BUCCANEERS	W	56-23	57,225	Riverfront Stadium	
Nov. 5	at L.A. Raiders	L	7-28	51,080	Los Angeles Coliseum	
Nov. 13	at Houston Oilers	L	24-26	60,694	Astrodome/Monday night	
Nov. 19	DETROIT LIONS	W	42-7	55,720	Riverfront Stadium	
Nov. 26	at Buffalo Bills	L	7-24	80,074	Rich Stadium	
Dec. 3	at Cleveland Browns	W	21-0	76,236	Cleveland Stadium	
Dec. 10	SEATTLE SEAHAWKS	L	17-24	54,744	Riverfront Stadium	
Dec. 17	HOUSTON OILERS	W	61-7	47,510	Riverfront Stadium	
Dec. 25	at Minnesota Vikings	L	21-29	58,829	Metrodome/Monday night	
REGULAR-SEASON TOTALS		8-8-0	404-285	—	Regular-season home att.: 440,906	

1990						
9-7-0 (5-3 HOME, 4-4 ROAD)			1ST IN AFC CENTRAL			
HEAD COACH: SAM WYCHE						
DATE	OPPONENT	W-L	SCORE	ATT.	STADIUM/NOTES	
Sept. 9	N.Y. JETS	W	25-20	56,467	Riverfront Stadium	
Sept. 16	at San Diego Chargers	W	21-16	48,098	San Diego Jack Murphy Stadium	
Sept. 23	NEW ENGLAND PATRIOTS	W	41-7	56,470	Riverfront Stadium	
Oct. 1	at Seattle Seahawks	L	16-31	60,135	Kingdome/Monday night	
Oct. 7	at L.A. Rams	W	*34-31	62,619	Anahiem Stadium/OT	
Oct. 14	at Houston Oilers	L	17-48	53,501	Astrodome	
Oct. 22	at Cleveland Browns	W	34-13	78,567	Cleveland Stadium/Monday night	
Oct. 28	at Atlanta Falcons	L	17-38	53,214	Allanta-Fulton County Stadium/Sun. night	
Nov. 4	NEW ORLEANS SAINTS	L	7-21	60,067	Riverfront Stadium	
Nov. 11	— BYE —					
Nov. 18	PITTSBURGH STEELERS	W	27-3	60,064	Riverfront Stadium/Sunday night	
Nov. 25	INDIANAPOLIS COLTS	L	20-34	60,051	Riverfront Stadium	
Dec. 2	at Pittsburgh Steelers	W	16-12	58,200	Three Rivers Stadium	
Dec. 9	SAN FRANCISCO 49ERS	L	*17-20	60,084	Riverfront Stadium/OT	
Dec. 16	at L.A. Raiders	L	7-24	54,132	Los Angeles Coliseum	
Dec. 23	HOUSTON OILERS	W	40-20	60,044	Riverfront Stadium	
Dec. 30	CLEVELAND BROWNS	W	21-14	60,041	Riverfront Stadium	
REGULAR-SEASON TOTALS		9-7-0	360-352	—	Regular-season home att.: 473,288	
AFC WILDCARD PLAYOFF						
Jan. 6	HOUSTON OILERS	W	41-14	60,012	Riverfront Stadium	
AFC DIVISIONAL PLAYOFF						
Jan. 13	at L.A. Raiders	L	10-20	92,045	Los Angeles Coliseum	

1991						
3-13-0 (3-5 HOME, 0-8 ROAD)			4TH IN AFC CENTRAL			
HEAD COACH: SAM WYCHE						
DATE	OPPONENT	W-L	SCORE	ATT.	STADIUM/NOTES	
Sept. 1	at Denver Broncos	L	14-45	72,855	Mile High Stadium	
Sept. 8	HOUSTON OILERS	L	7-30	56,463	Riverfront Stadium/Sunday night	
Sept. 15	at Cleveland Browns	L	13-14	78,269	Cleveland Stadium	
Sept. 22	WASHINGTON REDSKINS	L	27-34	52,038	Riverfront Stadium	
Sept. 29	— BYE —					
Oct. 6	SEATTLE SEAHAWKS	L	7-13	60,010	Riverfront Stadium	
Oct. 13	at Dallas Cowboys	L	23-35	63,275	Texas Stadium	
Oct. 21	at Buffalo Bills	L	16-35	80,131	Rich Stadium/Monday night	
Oct. 27	at Houston Oilers	L	3-35	58,634	Astrodome	
Nov. 3	CLEVELAND BROWNS	W	23-21	55,077	Riverfront Stadium	
Nov. 10	PITTSBURGH STEELERS	L	*27-33	55,503	Riverfront Stadium/OT	
Nov. 17	at Philadelphia Eagles	L	10-17	63,189	Veterans Stadium	
Nov. 24	L.A. RAIDERS	L	14-38	52,044	Riverfront Stadium	
Dec. 1	N.Y. GIANTS	W	27-24	45,063	Riverfront Stadium	
Dec. 9	at Miami Dolphins	L	13-37	60,616	Joe Robbie Stadium/Monday night	
Dec. 15	at Pittsburgh Steelers	L	10-17	35,420	Three Rivers Stadium	
Dec. 22	NEW ENGLAND PATRIOTS	W	29-7	46,394	Riverfront Stadium	
REGULAR-SEASON TOTALS		3-13-0	263-435	—	Regular-season home att.: 422,592	

1992						
5-11-0 (3-5 HOME, 2-6 ROAD) 4TH IN AFC CENTRAL						
HEAD COACH: DAVE SHULA						
DATE	OPPONENT	W-L	SCORE	ATT.	STADIUM/NOTES	
Sept. 6	at Seattle Seahawks	.....W	21-3	57,350	Kingdome	
Sept. 13	L.A. RAIDERS	.....W	*24-21	54,240	Riverfront Stadium/*OT	
Sept. 20	at Green Bay Packers	.....L	23-24	57,272	Lambeau Field	
Sept. 27	MINNESOTA VIKINGS	.....L	7-42	53,847	Riverfront Stadium	
Oct. 4	— BYE —					
Oct. 11	HOUSTON OILERS	.....L	24-38	54,254	Riverfront Stadium	
Oct. 19	at Pittsburgh Steelers	.....L	0-20	55,411	Three Rivers Stadium/Monday night	
Oct. 25	at Houston Oilers	.....L	10-26	58,701	Astrodome	
Nov. 1	CLEVELAND BROWNS	.....W	30-10	54,765	Riverfront Stadium	
Nov. 8	at Chicago Bears	.....W	*31-28	56,120	Soldier Field/Sunday night/*OT	
Nov. 15	at N.Y. Jets	.....L	14-17	60,196	Giants Stadium	
Nov. 22	DETROIT LIONS	.....L	13-19	48,574	Riverfront Stadium	
Nov. 29	PITTSBURGH STEELERS	.....L	9-21	54,253	Riverfront Stadium	
Dec. 6	at Cleveland Browns	.....L	21-37	68,368	Cleveland Stadium	
Dec. 13	at San Diego Chargers	.....L	10-27	50,579	San Diego Jack Murphy Stadium	
Dec. 20	NEW ENGLAND PATRIOTS	.....W	20-10	45,355	Riverfront Stadium	
Dec. 27	INDIANAPOLIS COLTS	.....L	17-21	47,837	Riverfront Stadium	
REGULAR-SEASON TOTALS		5-11-0	274-364	—	Regular-season home att.: 413,125	

1993						
3-13-0 (3-5 HOME, 0-8 ROAD) 4TH IN AFC CENTRAL						
HEAD COACH: DAVE SHULA						
DATE	OPPONENT	W-L	SCORE	ATT.	STADIUM/NOTES	
Sept. 5	at Cleveland Browns	.....L	14-27	75,508	Cleveland Stadium	
Sept. 12	INDIANAPOLIS COLTS	.....L	6-9	50,299	Riverfront Stadium	
Sept. 19	at Pittsburgh Steelers	.....L	7-34	53,682	Three Rivers Stadium	
Sept. 26	SEATTLE SEAHAWKS	.....L	10-19	46,880	Riverfront Stadium	
Oct. 3	— BYE —					
Oct. 10	at Kansas City Chiefs	.....L	15-17	75,394	Arrowhead Stadium	
Oct. 17	CLEVELAND BROWNS	.....L	17-28	55,647	Riverfront Stadium	
Oct. 24	at Houston Oilers	.....L	12-28	50,039	Astrodome	
Oct. 31	— BYE —					
Nov. 7	PITTSBURGH STEELERS	.....L	16-24	51,202	Riverfront Stadium	
Nov. 14	HOUSTON OILERS	.....L	3-38	42,347	Riverfront Stadium	
Nov. 21	at N.Y. Jets	.....L	12-17	64,264	Giants Stadium	
Nov. 28	L.A. RAIDERS	.....W	16-10	43,272	Riverfront Stadium	
Dec. 5	at San Francisco 49ers	.....L	8-21	60,039	Candlestick Park/Sunday night	
Dec. 12	at New England Patriots	.....L	2-7	29,794	Foxboro Stadium	
Dec. 19	L.A. RAMS	.....W	15-3	36,612	Riverfront Stadium	
Dec. 26	ATLANTA FALCONS	.....W	21-17	27,014	Riverfront Stadium	
Jan. 2	at New Orleans Saints	.....L	13-20	58,036	Louisiana Superdome	
REGULAR-SEASON TOTALS		3-13-0	187-319	—	Regular-season home att.: 353,273	

1994						
3-13-0 (2-6 HOME, 1-7 ROAD) 3RD IN AFC CENTRAL						
HEAD COACH: DAVE SHULA						
DATE	OPPONENT	W-L	SCORE	ATT.	STADIUM/NOTES	
Sept. 4	CLEVELAND BROWNS	.....L	20-28	52,778	Riverfront Stadium	
Sept. 11	at San Diego Chargers	.....L	10-27	53,217	San Diego Jack Murphy Stadium	
Sept. 18	NEW ENGLAND PATRIOTS	.....L	28-31	46,640	Riverfront Stadium	
Sept. 25	at Houston Oilers	.....L	13-20	44,253	Astrodome	
Oct. 2	MIAMI DOLPHINS	.....L	7-23	55,056	Riverfront Stadium/Sunday night	
Oct. 9	— BYE —					
Oct. 16	at Pittsburgh Steelers	.....L	10-14	55,353	Three Rivers Stadium	
Oct. 23	at Cleveland Browns	.....L	13-37	77,588	Cleveland Stadium	
Oct. 30	DALLAS COWBOYS	.....L	20-23	57,096	Riverfront Stadium	
Nov. 6	at Seattle Seahawks	.....W	*20-17	46,630	Kingdome/*OT	
Nov. 13	HOUSTON OILERS	.....W	34-31	54,908	Riverfront Stadium	
Nov. 20	INDIANAPOLIS COLTS	.....L	13-17	55,566	Riverfront Stadium	
Nov. 27	at Denver Broncos	.....L	13-15	69,714	Mile High Stadium	
Dec. 4	PITTSBURGH STEELERS	.....L	15-38	53,401	Riverfront Stadium	
Dec. 11	at N.Y. Giants	.....L	20-27	67,530	Giants Stadium	
Dec. 18	at Arizona Cardinals	.....L	7-28	50,110	Sun Devil Stadium	
Dec. 24	PHILADELPHIA EAGLES	.....W	33-30	39,923	Riverfront Stadium/Saturday afternoon	
REGULAR-SEASON TOTALS		3-13-0	276-406	—	Regular-season home att.: 415,368	

1995						
7-9-0 (3-5 HOME, 4-4 ROAD) 2ND IN AFC CENTRAL						
HEAD COACH: DAVE SHULA						
DATE	OPPONENT	W-L	SCORE	ATT.	STADIUM/NOTES	
Sept. 3	at Indianapolis Colts	.....W	*24-21	42,445	RCA Dome/*OT	
Sept. 10	JACKSONVILLE JAGUARS	.....W	24-17	48,318	Riverfront Stadium	
Sept. 17	at Seattle Seahawks	.....L	21-24	39,492	Kingdome	
Sept. 24	HOUSTON OILERS	.....L	28-38	46,332	Riverfront Stadium	
Oct. 1	MIAMI DOLPHINS	.....L	23-26	52,671	Riverfront Stadium	
Oct. 8	at Tampa Bay Buccaneers	.....L	16-19	41,732	Tampa Stadium	
Oct. 15	— BYE —					
Oct. 19	at Pittsburgh Steelers	.....W	27-9	56,684	Three Rivers Stadium/Thursday night	
Oct. 29	CLEVELAND BROWNS	.....L	*26-29	58,639	Riverfront Stadium/*OT	
Nov. 5	OAKLAND RAIDERS	.....L	17-20	51,265	Riverfront Stadium	
Nov. 12	at Houston Oilers	.....W	32-25	32,998	Astrodome	
Nov. 19	PITTSBURGH STEELERS	.....L	31-49	54,636	Riverfront Stadium	
Nov. 26	at Jacksonville Jaguars	.....W	17-13	68,249	Jacksonville Municipal Stadium	
Dec. 3	at Green Bay Packers	.....L	10-24	60,318	Lambeau Field	
Dec. 10	CHICAGO BEARS	.....W	16-10	38,642	Riverfront Stadium	
Dec. 17	at Cleveland Browns	.....L	10-26	55,875	Cleveland Stadium	
Dec. 24	MINNESOTA VIKINGS	.....W	27-24	34,568	Riverfront Stadium	
REGULAR-SEASON TOTALS		7-9-0	349-374	—	Regular-season home att.: 385,071	

1996						
8-8-0 (6-2 HOME, 2-6 ROAD) 3RD IN AFC CENTRAL						
HEAD COACHES: DAVE SHULA (1-6), BRUCE COSLET (7-2)						
DATE	OPPONENT	W-L	SCORE	ATT.	STADIUM/NOTES	
Sept. 1	at St. Louis Rams	.....L	16-26	62,659	Trans World Dome	
Sept. 8	at San Diego Chargers	.....L	14-27	55,880	San Diego Jack Murphy Stadium	
Sept. 15	NEW ORLEANS SAINTS	.....W	30-15	45,412	Cinergy Field	
Sept. 22	— BYE —					
Sept. 29	DENVER BRONCOS	.....L	10-14	51,798	Cinergy Field	
Oct. 6	HOUSTON OILERS	.....L	*27-30	44,680	Cinergy Field/Sunday night/*OT	
Oct. 13	at Pittsburgh Steelers	.....L	10-20	58,875	Three Rivers Stadium	
Oct. 20	at San Francisco 49ers	.....L	21-28	63,218	3Com Park	
Oct. 27	JACKSONVILLE JAGUARS	.....W	28-21	45,890	Cinergy Field	
Nov. 3	at Baltimore Ravens	.....W	24-21	60,743	Memorial Stadium	
Nov. 10	PITTSBURGH STEELERS	.....W	34-24	57,265	Cinergy Field	
Nov. 17	at Buffalo Bills	.....L	17-31	75,549	Rich Stadium	
Nov. 24	ATLANTA FALCONS	.....W	41-31	44,868	Cinergy Field	
Dec. 1	at Jacksonville Jaguars	.....L	27-30	57,408	Jacksonville Municipal Stadium	
Dec. 8	BALTIMORE RAVENS	.....W	21-14	43,022	Cinergy Field	
Dec. 15	at Houston Oilers	.....W	21-13	15,131	Astrodome	
Dec. 22	INDIANAPOLIS COLTS	.....W	31-24	49,389	Cinergy Field	
REGULAR-SEASON TOTALS		8-8-0	372-369	—	Regular-season home att.: 382,324	

1997						
7-9-0 (6-2 HOME, 1-7 ROAD) 4TH IN AFC CENTRAL						
HEAD COACH: BRUCE COSLET						
DATE	OPPONENT	W-L	SCORE	ATT.	STADIUM/NOTES	
Aug. 31	ARIZONA CARDINALS	.....W	24-21	53,644	Cinergy Field	
Sept. 7	at Baltimore Ravens	.....L	10-23	52,968	Memorial Stadium	
Sept. 14	— BYE —					
Sept. 21	at Denver Broncos	.....L	20-38	73,871	Mile High Stadium	
Sept. 28	N.Y. JETS	.....L	14-31	57,209	Cinergy Field	
Oct. 5	at Jacksonville Jaguars	.....L	13-21	67,128	ALLTEL Stadium	
Oct. 12	at Tennessee Oilers	.....L	7-30	17,071	Liberty Bowl (Memphis)	
Oct. 19	PITTSBURGH STEELERS	.....L	10-26	60,020	Cinergy Field	
Oct. 26	at N.Y. Giants	.....L	27-29	72,584	Giants Stadium	
Nov. 2	SAN DIEGO CHARGERS	.....W	38-31	53,754	Cinergy Field	
Nov. 9	at Indianapolis Colts	.....W	28-13	58,473	RCA Dome	
Nov. 16	at Pittsburgh Steelers	.....L	3-20	55,226	Three Rivers Stadium	
Nov. 23	JACKSONVILLE JAGUARS	.....W	31-26	55,158	Cinergy Field	
Nov. 30	at Philadelphia Eagles	.....L	42-44	66,623	Veterans Stadium	
Dec. 4	TENNESSEE OILERS	.....W	41-14	49,086	Cinergy Field/Thursday night	
Dec. 14	DALLAS COWBOYS	.....W	31-24	60,043	Cinergy Field	
Dec. 21	BALTIMORE RAVENS	.....W	16-14	50,917	Cinergy Field	
REGULAR-SEASON TOTALS		7-9-0	355-405	—	Regular-season home att.: 439,831	

1998						
3-13-0 (1-7 HOME, 2-6 ROAD) 5TH IN AFC CENTRAL						
HEAD COACH: BRUCE COSLET						
DATE	OPPONENT	W-L	SCORE	ATT.	STADIUM/NOTES	
Sept. 6	TENNESSEE OILERS	.....L	14-23	55,848	Cinergy Field	
Sept. 13	at Detroit Lions	.....W	*34-28	66,354	Pontiac Silverdome/*OT	
Sept. 20	GREEN BAY PACKERS	.....L	6-13	56,346	Cinergy Field	
Sept. 27	at Baltimore Ravens	.....L	24-31	68,154	Ravens Stadium at Camden Yards/Sunday night	
Oct. 4	— BYE —					
Oct. 11	PITTSBURGH STEELERS	.....W	25-20	59,979	Cinergy Field	
Oct. 18	at Tennessee Oilers	.....L	14-44	33,288	Vanderbilt Stadium	
Oct. 25	at Oakland Raiders	.....L	10-27	40,089	Network Associates Coliseum	
Nov. 1	DENVER BRONCOS	.....L	26-33	59,974	Cinergy Field	
Nov. 8	at Jacksonville Jaguars	.....L	11-24	67,040	ALLTEL Stadium	
Nov. 15	at Minnesota Vikings	.....L	3-24	64,232	Metrodome	
Nov. 22	BALTIMORE RAVENS	.....L	13-20	52,571	Cinergy Field	
Nov. 29	JACKSONVILLE JAGUARS	.....L	17-34	55,432	Cinergy Field	
Dec. 6	BUFFALO BILLS	.....L	20-33	54,359	Cinergy Field	
Dec. 13	at Indianapolis Colts	.....L	26-39	55,179	RCA Dome	
Dec. 20	at Pittsburgh Steelers	.....W	25-24	52,017	Three Rivers Stadium	
Dec. 27	TAMPA BAY BUCCANEERS	.....L	0-35	49,826	Cinergy Field	
REGULAR-SEASON TOTALS		3-13-0	268-452	—	Regular-season home att.: 444,335	

1999						
4-12-0 (2-6 HOME, 2-6 ROAD) 5TH IN AFC CENTRAL						
HEAD COACH: BRUCE COSLET						
DATE	OPPONENT	W-L	SCORE	ATT.	STADIUM/NOTES	
Sept. 12	at Tennessee Titans	.....L	35-36	65,272	Adelphia Coliseum	
Sept. 19	SAN DIEGO CHARGERS	.....L	7-34	47,660	Cinergy Field	
Sept. 26	at Carolina Panthers	.....L	3-27	61,269	Ericsson Stadium	
Oct. 3	ST. LOUIS RAMS	.....L	10-38	45,481	Cinergy Field	
Oct. 10	at Cleveland Browns	.....W	18-17	73,048	Cleveland Browns Stadium	
Oct. 17	PITTSBURGH STEELERS	.....L	3-17	59,669	Cinergy Field	
Oct. 24	at Indianapolis Colts	.....L	10-31	55,996	RCA Dome	
Oct. 31	JACKSONVILLE JAGUARS	.....L	10-41	49,138	Cinergy Field	
Nov. 7	at Seattle Seahawks	.....L	20-37	66,303	Kingdome	
Nov. 14	TENNESSEE TITANS	.....L	14-24	46,017	Cinergy Field	
Nov. 21	BALTIMORE RAVENS	.....L	31-34	43,279	Cinergy Field	
Nov. 28	at Pittsburgh Steelers	.....W	27-20	50,907	Three Rivers Stadium	
Dec. 5	SAN FRANCISCO 49ERS	.....W	44-30	53,673	Cinergy Field	
Dec. 12	CLEVELAND BROWNS	.....W	44-28	59,462	Cinergy Field	
Dec. 19	— BYE —					
Dec. 26	at Baltimore Ravens	.....L	0-22	68,036	PSINet Stadium	
Jan. 2	at Jacksonville Jaguars	.....L	7-24	70,532	ALLTEL Stadium	
REGULAR-SEASON TOTALS		4-12-0	283-460	—	Regular-season home att.: 404,679	

(All-time results — regular season and postseason, continued)

2000
4-12-0 (3-5 HOME, 1-7 ROAD) 5TH IN AFC CENTRAL
HEAD COACHES: BRUCE COSLET (0-3), DICK LEBEAU (4-9)
DATE OPPONENT W-L SCORE ATT. STADIUM/NOTES
Sept. 3 — BYE —
Sept. 10 CLEVELAND BROWNS.....L 7-24 64,006 Paul Brown Stadium
Sept. 17 at Jacksonville Jaguars.....L 0-13 45,653 ALLTEL Stadium
Sept. 24 at Baltimore Ravens.....L 0-37 68,481 PSINet Stadium
Oct. 1 MIAMI DOLPHINS.....L 16-31 61,535 Paul Brown Stadium
Oct. 8 TENNESSEE TITANS.....L 14-23 63,406 Paul Brown Stadium
Oct. 15 at Pittsburgh Steelers.....L 0-15 54,328 Three Rivers Stadium
Oct. 22 DENVER BRONCOS.....W 31-21 61,603 Paul Brown Stadium
Oct. 29 at Cleveland Browns.....W 12-3 73,118 Cleveland Browns Stadium
Nov. 5 BALTIMORE RAVENS.....L 7-27 54,759 Paul Brown Stadium
Nov. 12 at Dallas Cowboys.....L 6-23 62,170 Texas Stadium
Nov. 19 at New England Patriots.....L 13-16 60,292 Foxboro Stadium
Nov. 26 PITTSBURGH STEELERS.....L 28-48 63,925 Paul Brown Stadium
Dec. 3 ARIZONA CARDINALS.....W 24-13 50,289 Paul Brown Stadium
Dec. 10 at Tennessee Titans.....L 3-35 68,498 Adelphia Coliseum
Dec. 17 JACKSONVILLE JAGUARS.....W 17-14 50,469 Paul Brown Stadium
Dec. 24 at Philadelphia Eagles.....L 7-16 64,902 Veterans Stadium
REGULAR-SEASON TOTALS 4-12-0 185-359 — Regular-season home att.: 469,992

2001
6-10-0 (4-4 HOME, 2-6 ROAD) 6TH IN AFC CENTRAL
HEAD COACH: DICK LEBEAU
DATE OPPONENT W-L SCORE ATT. STADIUM/NOTES
Sept. 9 NEW ENGLAND PATRIOTS.....W 23-17 51,521 Paul Brown Stadium
Sept. 16 at Tennessee Titans\*\*..... — — — \*\*Sept. 16-17 NFL games not played due to Sept. 11 terrorist attacks/all games rescheduled for Jan. 6
Sept. 23 BALTIMORE RAVENS.....W 21-10 51,121 Paul Brown Stadium
Sept. 30 at San Diego Chargers.....L 14-28 56,048 Qualcomm Stadium
Oct. 7 at Pittsburgh Steelers.....L 7-16 62,335 Heinz Field
Oct. 14 CLEVELAND BROWNS.....W 24-14 64,217 Paul Brown Stadium
Oct. 21 CHICAGO BEARS.....L 0-24 63,408 Paul Brown Stadium
Oct. 28 at Detroit Lions.....W 31-27 69,343 Pontiac Silverdome
Nov. 4 — BYE —
Nov. 11 at Jacksonville Jaguars.....L 13-30 57,161 ALLTEL Stadium
Nov. 18 TENNESSEE TITANS.....L 7-20 63,865 Paul Brown Stadium
Nov. 25 at Cleveland Browns.....L 0-18 72,918 Cleveland Browns Stadium
Dec. 2 TAMPA BAY BUCCANEERS.....L \*13-16 52,135 Paul Brown Stadium\*OT
Dec. 9 JACKSONVILLE JAGUARS.....L 10-14 44,920 Paul Brown Stadium
Dec. 16 at N.Y. Jets.....L 14-15 77,745 Giants Stadium
Dec. 23 at Baltimore Ravens.....L 0-16 68,987 PSINet Stadium
Dec. 30 PITTSBURGH STEELERS.....W \*26-23 63,751 Paul Brown Stadium\*OT
Jan. 6 at Tennessee Titans\*\*.....W 23-21 68,798 Adelphia Coliseum\*\*Rescheduled from Sept. 16
REGULAR-SEASON TOTALS 6-10-0 226-309 — Regular-season home att.: 454,938

2002
2-14-0 (1-7 HOME, 1-7 ROAD) 4TH IN AFC NORTH
HEAD COACH: DICK LEBEAU
DATE OPPONENT W-L SCORE ATT. STADIUM/NOTES
Sept. 8 SAN DIEGO CHARGERS.....L 6-34 53,705 Paul Brown Stadium
Sept. 15 at Cleveland Browns.....L 7-20 73,358 Cleveland Browns Stadium
Sept. 22 at Atlanta Falcons.....L 3-30 68,129 Georgia Dome/Sunday night
Sept. 29 TAMPA BAY BUCCANEERS.....L 7-35 57,234 Paul Brown Stadium
Oct. 6 at Indianapolis Colts.....L 21-28 56,570 RCA Dome
Oct. 13 PITTSBURGH STEELERS.....L 7-34 63,900 Paul Brown Stadium
Oct. 20 — BYE —
Oct. 27 TENNESSEE TITANS.....L 24-30 52,822 Paul Brown Stadium
Nov. 3 at Houston Texans.....W 38-3 69,827 Reliant Stadium
Nov. 10 at Baltimore Ravens.....L 27-38 69,024 Ravens Stadium
Nov. 17 CLEVELAND BROWNS.....L 20-27 64,060 Paul Brown Stadium
Nov. 24 at Pittsburgh Steelers.....L 21-29 60,473 Heinz Field
Dec. 1 BALTIMORE RAVENS.....L 23-27 44,878 Paul Brown Stadium
Dec. 8 at Carolina Panthers.....L 31-52 66,799 Ericsson Stadium
Dec. 15 JACKSONVILLE JAGUARS.....L 15-29 42,092 Paul Brown Stadium
Dec. 22 NEW ORLEANS SAINTS.....W 20-13 43,544 Paul Brown Stadium
Dec. 29 at Buffalo Bills.....L 9-27 47,850 Ralph Wilson Stadium
REGULAR-SEASON TOTALS 2-14-0 279-456 — Regular-season home att.: 422,235

2003
8-8-0 (5-3 HOME, 3-5 ROAD) 2ND IN AFC NORTH
HEAD COACH: MARVIN LEWIS
DATE OPPONENT W-L SCORE ATT. STADIUM/NOTES
Sept. 7 DENVER BRONCOS.....L 10-30 63,820 Paul Brown Stadium
Sept. 14 at Oakland Raiders.....L 20-23 50,135 Network Associates Coliseum
Sept. 21 PITTSBURGH STEELERS.....L 10-17 64,596 Paul Brown Stadium
Sept. 28 at Cleveland Browns.....W 21-14 73,428 Cleveland Browns Stadium
Oct. 5 at Buffalo Bills.....L \*16-22 72,615 Ralph Wilson Stadium\*OT
Oct. 12 — BYE —
Oct. 19 BALTIMORE RAVENS.....W 34-26 53,553 Paul Brown Stadium
Oct. 26 SEATTLE SEAHAWKS.....W 27-24 52,131 Paul Brown Stadium
Nov. 2 at Arizona Cardinals.....L 14-17 23,531 Sun Devil Stadium
Nov. 9 HOUSTON TEXANS.....W 34-27 50,437 Paul Brown Stadium
Nov. 16 KANSAS CITY CHIEFS.....W 24-19 64,923 Paul Brown Stadium
Nov. 23 at San Diego Chargers.....W 34-27 52,069 Qualcomm Stadium
Nov. 30 at Pittsburgh Steelers.....W 24-20 58,797 Heinz Field
Dec. 7 at Baltimore Ravens.....L 13-31 69,468 M&T Bank Stadium
Dec. 14 SAN FRANCISCO 49ERS.....W 41-38 64,666 Paul Brown Stadium
Dec. 21 at St. Louis Rams.....L 10-27 66,061 Edward Jones Dome
Dec. 28 CLEVELAND BROWNS.....L 14-22 65,362 Paul Brown Stadium
REGULAR-SEASON TOTALS 8-8-0 346-384 — Regular-season home att.: 479,488

2004
8-8-0 (5-3 HOME, 3-5 ROAD) 3RD IN AFC NORTH
HEAD COACH: MARVIN LEWIS
DATE OPPONENT W-L SCORE ATT. STADIUM/NOTES
Sept. 12 at N.Y. Jets.....L 24-31 77,230 The Meadowlands
Sept. 19 MIAMI DOLPHINS.....W 16-13 65,705 Paul Brown Stadium/Sunday night
Sept. 26 BALTIMORE RAVENS.....L 9-23 65,575 Paul Brown Stadium
Oct. 3 at Pittsburgh Steelers.....L 17-28 62,402 Heinz Field
Oct. 10 — BYE —
Oct. 17 at Cleveland Browns.....L 17-34 73,263 Cleveland Browns Stadium
Oct. 25 DENVER BRONCOS.....W 23-10 65,806 Paul Brown Stadium/Monday night
Oct. 31 at Tennessee Titans.....L 20-27 68,932 The Coliseum
Nov. 7 DALLAS COWBOYS.....W 26-3 65,721 Paul Brown Stadium
Nov. 14 at Washington Redskins.....W 17-10 87,786 FedExField
Nov. 21 PITTSBURGH STEELERS.....L 14-19 65,780 Paul Brown Stadium
Nov. 28 CLEVELAND BROWNS.....W 58-48 65,677 Paul Brown Stadium
Dec. 5 at Baltimore Ravens.....W 27-26 69,695 M&T Bank Stadium
Dec. 12 at New England Patriots.....L 28-35 68,756 Gillette Stadium
Dec. 19 BUFFALO BILLS.....L 17-33 65,378 Paul Brown Stadium
Dec. 26 N.Y. GIANTS.....W 23-22 64,606 Paul Brown Stadium
Jan. 2 at Philadelphia Eagles.....W 38-10 67,074 Lincoln Financial Field
REGULAR-SEASON TOTALS 8-8-0 374-372 — Regular-season home att.: 524,248

2005
11-5-0 (5-3 HOME, 6-2 ROAD) 1ST IN AFC NORTH
HEAD COACH: MARVIN LEWIS
DATE OPPONENT W-L SCORE ATT. STADIUM/NOTES
Sept. 11 at Cleveland Browns.....W 27-13 73,013 Cleveland Browns Stadium
Sept. 18 MINNESOTA VIKINGS.....W 37-8 65,763 Paul Brown Stadium
Sept. 25 at Chicago Bears.....W 24-7 62,045 Soldier Field
Oct. 2 HOUSTON TEXANS.....W 16-10 65,714 Paul Brown Stadium
Oct. 9 at Jacksonville Jaguars.....L 20-23 66,137 ALLTEL Stadium/Sunday night
Oct. 16 at Tennessee Titans.....W 31-23 69,149 The Coliseum
Oct. 23 PITTSBURGH STEELERS.....L 13-27 66,104 Paul Brown Stadium
Oct. 30 GREEN BAY PACKERS.....W 21-14 65,940 Paul Brown Stadium
Nov. 6 at Baltimore Ravens.....W 21-9 70,540 M&T Bank Stadium
Nov. 13 — BYE —
Nov. 20 INDIANAPOLIS COLTS.....L 37-45 65,995 Paul Brown Stadium
Nov. 27 BALTIMORE RAVENS.....W 42-29 65,680 Paul Brown Stadium
Dec. 4 at Pittsburgh Steelers.....W 38-31 63,044 Heinz Field
Dec. 11 CLEVELAND BROWNS.....W 23-20 65,788 Paul Brown Stadium
Dec. 18 at Detroit Lions.....W 41-17 61,749 Ford Field
Dec. 24 BUFFALO BILLS.....L 27-37 65,485 Paul Brown Stadium/Saturday afternoon
Jan. 1 at Kansas City Chiefs.....L 3-37 77,211 Arrowhead Stadium
REGULAR-SEASON TOTALS 11-5-0 421-350 — Regular-season home att.: 526,469

AFC WILD CARD PLAYOFF
Jan. 8 PITTSBURGH STEELERS.....L 17-31 65,870 Paul Brown Stadium

2006
8-8-0 (4-4 HOME, 4-4 ROAD) 2ND IN AFC NORTH
HEAD COACH: MARVIN LEWIS
DATE OPPONENT W-L SCORE ATT. STADIUM/NOTES
Sept. 10 at Kansas City Chiefs.....W 23-10 77,956 Arrowhead Stadium
Sept. 17 CLEVELAND BROWNS.....W 34-17 66,072 Paul Brown Stadium
Sept. 24 at Pittsburgh Steelers.....W 28-20 64,922 Heinz Field
Oct. 1 NEW ENGLAND PATRIOTS.....L 13-38 66,035 Paul Brown Stadium
Oct. 8 — BYE —
Oct. 15 at Tampa Bay Buccaneers.....L 13-14 65,732 Raymond James Stadium
Oct. 22 CAROLINA PANTHERS.....W 17-14 65,964 Paul Brown Stadium
Oct. 29 ATLANTA FALCONS.....L 27-29 65,978 Paul Brown Stadium
Nov. 5 at Baltimore Ravens.....L 20-26 70,792 M&T Bank Stadium
Nov. 12 SAN DIEGO CHARGERS.....L 41-49 65,917 Paul Brown Stadium
Nov. 19 at New Orleans Saints.....W 31-16 68,001 Louisiana Superdome
Nov. 26 at Cleveland Browns.....W 30-0 72,926 Cleveland Browns Stadium
Nov. 30 BALTIMORE RAVENS.....W 13-7 65,973 Paul Brown Stadium/Thursday night
Dec. 10 OAKLAND RAIDERS.....W 27-10 65,882 Paul Brown Stadium
Dec. 18 at Indianapolis Colts.....L 16-34 57,292 RCA Dome/Monday night
Dec. 24 at Denver Broncos.....L 23-24 75,759 INVESCO Field at Mile High
Dec. 31 PITTSBURGH STEELERS.....L \*17-23 66,049 Paul Brown Stadium\*OT
REGULAR-SEASON TOTALS 8-8-0 373-331 — Regular-season home att.: 527,870

2007
7-9-0 (5-3 HOME, 2-6 ROAD) 3RD IN AFC NORTH
HEAD COACH: MARVIN LEWIS
DATE OPPONENT W-L SCORE ATT. STADIUM/NOTES
Sept. 10 BALTIMORE RAVENS.....W 27-20 66,093 Paul Brown Stadium/Monday night
Sept. 16 at Cleveland Browns.....L 45-51 72,801 Cleveland Browns Stadium
Sept. 23 at Seattle Seahawks.....L 21-24 68,110 Qwest Field
Oct. 1 NEW ENGLAND PATRIOTS.....L 13-34 66,113 Paul Brown Stadium/Monday night
Oct. 7 — BYE —
Oct. 14 at Kansas City Chiefs.....L 20-27 76,846 Arrowhead Stadium
Oct. 21 N.Y. JETS.....W 38-31 65,868 Paul Brown Stadium
Oct. 28 PITTSBURGH STEELERS.....L 13-24 66,188 Paul Brown Stadium
Nov. 4 at Buffalo Bills.....L 21-33 70,745 Ralph Wilson Stadium
Nov. 11 at Baltimore Ravens.....W 21-7 71,130 M&T Bank Stadium
Nov. 18 ARIZONA CARDINALS.....L 27-35 65,403 Paul Brown Stadium
Nov. 25 TENNESSEE TITANS.....W 35-6 65,489 Paul Brown Stadium
Dec. 2 at Pittsburgh Steelers.....L 10-24 58,842 Heinz Field/Sunday night
Dec. 9 ST. LOUIS RAMS.....W 19-10 65,143 Paul Brown Stadium
Dec. 15 at San Francisco 49ers.....L 13-20 68,053 Monster Park/Saturday night
Dec. 23 CLEVELAND BROWNS.....W 19-14 66,023 Paul Brown Stadium
Dec. 30 at Miami Dolphins.....W 38-25 70,461 Dolphin Stadium
REGULAR-SEASON TOTALS 7-9-0 380-385 — Regular-season home att.: 526,320



2008						
4-11-1 (3-4-1 HOME, 1-7 ROAD)			3RD IN AFC NORTH			
HEAD COACH: MARVIN LEWIS						
DATE	OPPONENT	W-L	SCORE	ATT.	STADIUM/NOTES	
Sept. 7	at Baltimore Ravens.....	L	10-17	70,978	M&T Bank Stadium	
Sept. 14	TENNESSEE TITANS.....	L	7-24	64,540	Paul Brown Stadium	
Sept. 21	at N.Y. Giants.....	L	*23-26	79,276	Giants Stadium*OT	
Sept. 28	CLEVELAND BROWNS.....	L	12-20	65,541	Paul Brown Stadium	
Oct. 5	at Dallas Cowboys.....	L	22-31	62,655	Texas Stadium	
Oct. 12	at N.Y. Jets.....	L	14-26	78,161	The Meadowlands	
Oct. 19	PITTSBURGH STEELERS.....	L	10-38	65,860	Paul Brown Stadium	
Oct. 26	at Houston Texans.....	L	6-35	70,112	Reliant Stadium/rescheduled from Nov. 9 due to damage caused by Hurricane Ike	
Nov. 2	JACKSONVILLE JAGUARS.....	W	21-19	64,238	Paul Brown Stadium	
Nov. 9	— BYE —					
Nov. 16	PHILADELPHIA EAGLES.....	T	*13-13	64,633	Paul Brown Stadium*OT	
Nov. 20	at Pittsburgh Steelers.....	L	10-27	59,854	Heinz Field/Thursday night	
Nov. 30	BALTIMORE RAVENS.....	L	3-34	63,871	Paul Brown Stadium	
Dec. 7	at Indianapolis Colts.....	L	3-35	66,402	Lucas Oil Stadium	
Dec. 14	WASHINGTON REDSKINS.....	W	20-13	63,996	Paul Brown Stadium	
Dec. 21	at Cleveland Browns.....	W	14-0	72,361	Cleveland Browns Stadium	
Dec. 28	KANSAS CITY CHIEFS.....	W	16-6	63,984	Paul Brown Stadium	
REGULAR-SEASON TOTALS		4-11-1	204-364	—	Regular-season home att.: 516,663	
AFC WILD CARD PLAYOFF						
Jan. 5	at Houston Texans.....	L	13-19	71,738	Reliant Stadium/Saturday afternoon	

2009						
10-6-0 (6-2 HOME, 4-4 ROAD)			1ST IN AFC NORTH			
HEAD COACH: MARVIN LEWIS						
DATE	OPPONENT	W-L	SCORE	ATT.	STADIUM/NOTES	
Sept. 13	DENVER BRONCOS.....	L	7-12	62,831	Paul Brown Stadium	
Sept. 20	at Green Bay Packers.....	W	31-24	70,768	Lambeau Field	
Sept. 27	PITTSBURGH STEELERS.....	W	23-20	64,538	Paul Brown Stadium	
Oct. 4	at Cleveland Browns.....	W	*23-20	69,844	Cleveland Browns Stadium*OT	
Oct. 11	at Baltimore Ravens.....	W	17-14	71,161	M&T Bank Stadium	
Oct. 18	HOUSTON TEXANS.....	L	17-28	64,019	Paul Brown Stadium	
Oct. 25	CHICAGO BEARS.....	W	45-10	64,900	Paul Brown Stadium	
Nov. 1	— BYE —					
Nov. 8	BALTIMORE RAVENS.....	W	17-7	64,313	Paul Brown Stadium	
Nov. 15	at Pittsburgh Steelers.....	W	18-12	65,392	Heinz Field	
Nov. 22	at Oakland Raiders.....	L	17-20	34,112	Oakland Coliseum	
Nov. 29	CLEVELAND BROWNS.....	W	16-7	64,553	Paul Brown Stadium	
Dec. 6	DETROIT LIONS.....	W	23-13	62,545	Paul Brown Stadium	
Dec. 13	at Minnesota Vikings.....	L	10-30	63,854	Hubert H. Humphrey Metrodome	
Dec. 20	at San Diego Chargers.....	L	24-27	68,889	Qualcomm Stadium	
Dec. 27	KANSAS CITY CHIEFS.....	W	17-10	64,333	Paul Brown Stadium	
Jan. 3	at N.Y. Jets.....	L	0-37	79,106	The Meadowlands/Sun. night (flexed from 1)	
REGULAR-SEASON TOTALS		10-6-0	305-291	—	Regular-season home att.: 512,032	
AFC WILD CARD PLAYOFF						
Jan. 9	N.Y. JETS.....	L	14-24	63,686	Paul Brown Stadium/Saturday afternoon	

2010						
4-12-0 (3-5 HOME, 1-7 ROAD)			4TH IN AFC NORTH			
HEAD COACH: MARVIN LEWIS						
DATE	OPPONENT	W-L	SCORE	ATT.	STADIUM/NOTES	
Sept. 12	at New England Patriots.....	L	24-38	68,756	Gillette Stadium	
Sept. 19	BALTIMORE RAVENS.....	W	15-10	64,071	Paul Brown Stadium	
Sept. 26	at Carolina Panthers.....	W	20-7	72,887	Bank of America Stadium	
Oct. 3	at Cleveland Browns.....	L	20-23	66,731	Cleveland Browns Stadium	
Oct. 10	TAMPA BAY BUCCANEERS.....	L	21-24	63,888	Paul Brown Stadium	
Oct. 17	— BYE —					
Oct. 24	at Atlanta Falcons.....	L	32-39	67,665	Georgia Dome	
Oct. 31	MIAMI DOLPHINS.....	L	14-22	63,179	Paul Brown Stadium	
Nov. 8	PITTSBURGH STEELERS.....	L	21-27	65,626	Paul Brown Stadium/Monday night	
Nov. 14	at Indianapolis Colts.....	L	17-23	67,404	Lucas Oil Stadium	
Nov. 21	BUFFALO BILLS.....	L	31-49	55,654	Paul Brown Stadium	
Nov. 25	at N.Y. Jets.....	L	10-26	78,903	New Meadowlands/Thursday night	
Dec. 5	NEW ORLEANS SAINTS.....	L	30-34	59,963	Paul Brown Stadium	
Dec. 12	at Pittsburgh Steelers.....	L	7-23	57,501	Heinz Field	
Dec. 19	CLEVELAND BROWNS.....	W	19-17	56,342	Paul Brown Stadium	
Dec. 26	SAN DIEGO CHARGERS.....	W	34-20	54,194	Paul Brown Stadium (flexed from 8:20 to 1)	
Jan. 2	at Baltimore Ravens.....	L	7-13	71,088	M&T Bank Stadium	
REGULAR-SEASON TOTALS		4-12-0	322-395	—	Regular-season home att.: 482,917	

2011						
9-7-0 (4-4 HOME, 5-3 ROAD)			3RD IN AFC NORTH (WILD CARD QUALIFIER)			
HEAD COACH: MARVIN LEWIS						
DATE	OPPONENT	W-L	SCORE	ATT.	STADIUM/NOTES	
Sept. 11	at Cleveland Browns.....	W	27-17	67,321	Cleveland Browns Stadium	
Sept. 18	at Denver Broncos.....	L	22-24	73,281	Sport Authority Field at Mile High	
Sept. 25	SAN FRANCISCO 49ERS.....	L	8-13	43,363	Paul Brown Stadium	
Oct. 2	BUFFALO BILLS.....	W	23-20	41,142	Paul Brown Stadium	
Oct. 9	at Jacksonville Jaguars.....	W	30-20	61,799	EverBank Field	
Oct. 16	INDIANAPOLIS COLTS.....	W	27-17	52,068	Paul Brown Stadium	
Oct. 23	— BYE —					
Oct. 30	at Seattle Seahawks.....	W	34-12	66,004	CenturyLink Field	
Nov. 6	at Tennessee Titans.....	W	24-17	69,143	LP Field	
Nov. 13	PITTSBURGH STEELERS.....	L	17-24	63,262	Paul Brown Stadium	
Nov. 20	at Baltimore Ravens.....	L	24-31	71,320	M&T Bank Stadium	
Nov. 27	CLEVELAND BROWNS.....	W	23-20	48,260	Paul Brown Stadium	
Dec. 4	at Pittsburgh Steelers.....	L	7-35	63,697	Heinz Field	
Dec. 11	HOUSTON TEXANS.....	L	19-20	41,202	Paul Brown Stadium	
Dec. 18	at St. Louis Rams.....	W	20-13	56,431	Edward Jones Dome	
Dec. 24	ARIZONA CARDINALS.....	W	23-16	41,273	Paul Brown Stadium/Saturday afternoon	
Jan. 1	BALTIMORE RAVENS.....	L	16-24	63,439	Paul Brown Stadium	
REGULAR-SEASON TOTALS		9-7-0	344-323	—	Regular-season home att.: 394,009	
AFC WILD CARD PLAYOFF						
Jan. 7	at Houston Texans.....	L	10-31	71,725	Reliant Stadium/Saturday afternoon	

2012						
10-6-0 (4-4 HOME, 6-2 ROAD)			2ND IN AFC NORTH (WILD CARD QUALIFIER)			
HEAD COACH: MARVIN LEWIS						
DATE	OPPONENT	W-L	SCORE	ATT.	STADIUM/NOTES	
Sept. 10	at Baltimore Ravens.....	L	13-44	71,064	M&T Bank Stadium/Monday night	
Sept. 16	CLEVELAND BROWNS.....	W	34-27	63,036	Paul Brown Stadium	
Sept. 23	at Washington Redskins.....	W	38-31	80,060	FedExField	
Sept. 30	at Jacksonville Jaguars.....	W	27-10	63,030	EverBank Field	
Oct. 7	MIAMI DOLPHINS.....	L	13-17	61,162	Paul Brown Stadium	
Oct. 14	at Cleveland Browns.....	L	24-34	67,060	Cleveland Browns Stadium	
Oct. 21	PITTSBURGH STEELERS.....	L	17-24	63,411	Paul Brown Stadium/Sunday night	
Oct. 28	— BYE —					
Nov. 4	DENVER BRONCOS.....	L	23-31	63,623	Paul Brown Stadium	
Nov. 11	N.Y. GIANTS.....	W	31-13	56,614	Paul Brown Stadium	
Nov. 18	at Kansas City Chiefs.....	W	28-6	63,336	Arrowhead Stadium	
Nov. 25	OAKLAND RAIDERS.....	W	34-10	56,503	Paul Brown Stadium	
Dec. 2	at San Diego Chargers.....	W	20-13	54,980	Qualcomm Stadium	
Dec. 9	DALLAS COWBOYS.....	L	19-20	63,590	Paul Brown Stadium	
Dec. 13	at Philadelphia Eagles.....	W	34-13	69,144	Lincoln Financial Field/Thursday night	
Dec. 23	at Pittsburgh Steelers.....	W	13-10	63,236	Heinz Field	
Dec. 30	BALTIMORE RAVENS.....	W	23-17	61,565	Paul Brown Stadium	
REGULAR-SEASON TOTALS		10-6-0	391-320	—	Regular-season home att.: 489,504	
AFC WILD CARD PLAYOFF						
Jan. 5	at Houston Texans.....	L	13-19	71,738	Reliant Stadium/Saturday afternoon	

2013						
11-5-0 (8-0 HOME, 3-5 ROAD)			1ST IN AFC NORTH			
HEAD COACH: MARVIN LEWIS						
DATE	OPPONENT	W-L	SCORE	ATT.	STADIUM/NOTES	
Sept. 8	at Chicago Bears.....	L	21-24	62,213	Soldier Field	
Sept. 16	PITTSBURGH STEELERS.....	W	20-10	64,585	Paul Brown Stadium/Monday night	
Sept. 22	GREEN BAY PACKERS.....	W	34-30	64,633	Paul Brown Stadium	
Sept. 29	at Cleveland Browns.....	L	6-17	71,481	Paul Brown Stadium	
Oct. 6	NEW ENGLAND PATRIOTS.....	W	13-6	64,259	Paul Brown Stadium	
Oct. 13	at Buffalo Bills.....	W	*27-24	67,739	Ralph Wilson Stadium*OT	
Oct. 20	at Detroit Lions.....	W	27-24	63,207	Ford Field	
Oct. 27	N.Y. JETS.....	W	49-9	62,576	Paul Brown Stadium	
Oct. 31	at Miami Dolphins.....	L	*20-22	52,388	Sun Life Stadium/Thursday night*OT	
Nov. 10	at Baltimore Ravens.....	L	*17-20	70,992	M&T Bank Stadium*OT	
Nov. 17	CLEVELAND BROWNS.....	W	41-20	63,856	Paul Brown Stadium	
Nov. 24	— BYE —					
Dec. 1	at San Diego Chargers.....	W	17-10	61,536	Qualcomm Stadium	
Dec. 8	INDIANAPOLIS COLTS.....	W	42-28	62,507	Paul Brown Stadium	
Dec. 15	at Pittsburgh Steelers.....	L	20-30	45,873	Heinz Field/Sunday night	
Dec. 22	MINNESOTA VIKINGS.....	W	42-14	61,555	Paul Brown Stadium	
Dec. 29	BALTIMORE RAVENS.....	W	34-17	62,406	Paul Brown Stadium	
REGULAR-SEASON TOTALS		11-5-0	430-305	—	Regular-season home att.: 506,377	
AFC WILD CARD PLAYOFF						
Jan. 5	SAN DIEGO CHARGERS.....	L	10-27	62,277	Paul Brown Stadium	

2014						
10-5-1 (5-2-1 HOME, 5-3 ROAD)			2ND IN AFC NORTH			
HEAD COACH: MARVIN LEWIS						
DATE	OPPONENT	W-L	SCORE	ATT.	STADIUM/NOTES	
Sept. 7	at Baltimore Ravens.....	W	23-16	70,925	M&T Bank Stadium	
Sept. 14	ATLANTA FALCONS.....	W	24-10	58,574	Paul Brown Stadium	
Sept. 21	TENNESSEE TITANS.....	W	33-7	56,743	Paul Brown Stadium	
Sept. 28	— BYE —					
Oct. 5	at New England Patriots.....	L	17-43	68,756	Gillette Stadium/Sunday night	
Oct. 12	CAROLINA PANTHERS.....	T	37-37	57,053	Paul Brown Stadium	
Oct. 19	at Indianapolis Colts.....	L	0-27	66,539	Lucas Oil Stadium	
Oct. 26	BALTIMORE RAVENS.....	W	27-24	55,711	Paul Brown Stadium	
Nov. 2	JACKSONVILLE JAGUARS.....	W	33-23	60,057	Paul Brown Stadium	
Nov. 6	CLEVELAND BROWNS.....	L	3-24	65,871	Paul Brown Stadium/Thursday night	
Nov. 16	at New Orleans Saints.....	W	27-10	73,073	Mercedes-Benz Superdome	
Nov. 23	at Houston Texans.....	W	22-13	71,777	NRG Stadium	
Nov. 30	at Tampa Bay Buccaneers.....	W	14-13	56,340	Raymond James Stadium	
Dec. 7	PITTSBURGH STEELERS.....	L	21-42	65,512	Paul Brown Stadium	
Dec. 14	at Cleveland Browns.....	W	30-0	67,431	FirstEnergy Stadium	
Dec. 22	DENVER BRONCOS.....	W	37-28	66,107	Paul Brown Stadium/Monday night	
Dec. 28	at Pittsburgh Steelers.....	L	17-27	64,697	Heinz Field/Sunday night (flexed from 1)	
REGULAR-SEASON TOTALS		10-5-1	365-344	—	Regular-season home att.: 485,628	
AFC WILD CARD PLAYOFF						
Jan. 4	at Indianapolis Colts.....	L	10-26	63,385	Lucas Oil Stadium	

ALL-TIME RESULTS — PRESEASON

All-time preseason record: 101-107-2

(All games listed are night games unless noted otherwise. Opponents are capitalized for games in which the Bengals were the home team, including those games played at neutral sites.)

1968 (2-3-0) Table with columns: DATE, OPPONENT, W-L, SCORE, NOTES. Games include KANSAS CITY CHIEFS, DENVER BRONCOS, BUFFALO BILLS, Pittsburgh Steelers, vs. N.Y. JETS.

1969 (3-2-0) Table with columns: DATE, OPPONENT, W-L, SCORE, NOTES. Games include vs. Boston Patriots, vs. Kansas City Chiefs, MIAMI DOLPHINS, at Pittsburgh Steelers, DENVER BRONCOS.

1970 (2-3-1) Table with columns: DATE, OPPONENT, W-L, SCORE, NOTES. Games include WASHINGTON REDSKINS, at Miami Dolphins, at St. Louis Cardinals, CLEVELAND BROWNS, at Green Bay Packers, DETROIT LIONS.

1971 (5-0-1) Table with columns: DATE, OPPONENT, W-L, SCORE, NOTES. Games include at Miami Dolphins, at Detroit Lions, PITTSBURGH STEELERS, ST. LOUIS CARDINALS, GREEN BAY PACKERS, at Washington Redskins.

1972 (3-3-0) Table with columns: DATE, OPPONENT, W-L, SCORE, NOTES. Games include at Green Bay Packers, DETROIT LIONS, MIAMI DOLPHINS, at Philadelphia Eagles, VS. CLEVELAND BROWNS, ATLANTA FALCONS.

1973 (4-2-0) Table with columns: DATE, OPPONENT, W-L, SCORE, NOTES. Games include at Miami Dolphins, PHILADELPHIA EAGLES, vs. Cleveland Browns, at Detroit Lions, ATLANTA FALCONS, GREEN BAY PACKERS.

1974 (4-2-0) Table with columns: DATE, OPPONENT, W-L, SCORE, NOTES. Games include MIAMI DOLPHINS, PHILADELPHIA EAGLES, at Atlanta Falcons, DETROIT LIONS, VS. CLEVELAND BROWNS, at Green Bay Packers.

1975 (4-3-0) Table with columns: DATE, OPPONENT, W-L, SCORE, NOTES. Games include VS. WASHINGTON REDSKINS, at Miami Dolphins, at Buffalo Bills, GREEN BAY PACKERS, at Philadelphia Eagles, at Detroit Lions, NEW ORLEANS SAINTS.

1976 (4-2-0) Table with columns: DATE, OPPONENT, W-L, SCORE, NOTES. Games include at Green Bay Packers, BUFFALO BILLS, DETROIT LIONS, at Minnesota Vikings, at New Orleans Saints, at Tampa Bay Buccaneers.

1977 (5-1-0) Table with columns: DATE, OPPONENT, W-L, SCORE, NOTES. Games include at Green Bay Packers, TAMPA BAY BUCCANEERS, at Detroit Lions, at St. Louis Cardinals, MINNESOTA VIKINGS, at Chicago Bears.

1978 (2-2-0) Table with columns: DATE, OPPONENT, W-L, SCORE, NOTES. Games include at Tampa Bay Buccaneers, DETROIT LIONS, CHICAGO BEARS, at Green Bay Packers.

1979 (2-2-0) Table with columns: DATE, OPPONENT, W-L, SCORE, NOTES. Games include at Detroit Lions, GREEN BAY PACKERS, at Chicago Bears, TAMPA BAY BUCCANEERS, DETROIT LIONS.

1980 (1-3-0) Table with columns: DATE, OPPONENT, W-L, SCORE, NOTES. Games include at Denver Broncos, CHICAGO BEARS, at Tampa Bay Buccaneers, DETROIT LIONS.

1981 (2-2-0) Table with columns: DATE, OPPONENT, W-L, SCORE, NOTES. Games include at Tampa Bay Buccaneers, at Detroit Lions, at Chicago Bears, DENVER BRONCOS.

1982 (1-3-0) Table with columns: DATE, OPPONENT, W-L, SCORE, NOTES. Games include at Kansas City Chiefs, at Green Bay Packers, DETROIT LIONS, WASHINGTON REDSKINS.

1983 (0-4-0) Table with columns: DATE, OPPONENT, W-L, SCORE, NOTES. Games include KANSAS CITY CHIEFS, at Washington Redskins, N.Y. JETS, at Detroit Lions.

1984 (3-1-0) Table with columns: DATE, OPPONENT, W-L, SCORE, NOTES. Games include at N.Y. Jets, at Tampa Bay Buccaneers, at Chicago Bears, DETROIT LIONS.

1985 (2-2-0) Table with columns: DATE, OPPONENT, W-L, SCORE, NOTES. Games include KANSAS CITY CHIEFS, N.Y. JETS, at Detroit Lions, at Indianapolis Colts.

1986 (1-3-0) Table with columns: DATE, OPPONENT, W-L, SCORE, NOTES. Games include at Kansas City Chiefs, at N.Y. Jets, GREEN BAY PACKERS, DETROIT LIONS.

1987 (2-2-0) Table with columns: DATE, OPPONENT, W-L, SCORE, NOTES. Games include at Tampa Bay Buccaneers, at Detroit Lions, at Green Bay Packers, NEW ORLEANS SAINTS.

1988 (4-1-0) Table with columns: DATE, OPPONENT, W-L, SCORE, NOTES. Games include vs. Los Angeles Rams, at Kansas City Chiefs, at Buffalo Bills, DETROIT LIONS, at New England Patriots.

1989 (2-2-0) Table with columns: DATE, OPPONENT, W-L, SCORE, NOTES. Games include BUFFALO BILLS, at Detroit Lions, at New Orleans Saints, at Minnesota Vikings.

1990 (1-3-0) Table with columns: DATE, OPPONENT, W-L, SCORE, NOTES. Games include at Tampa Bay Buccaneers, at Atlanta Falcons, at New England Patriots, DETROIT LIONS.

1991 (2-2-0) Table with columns: DATE, OPPONENT, W-L, SCORE, NOTES. Games include at Detroit Lions, PHILADELPHIA EAGLES, MINNESOTA VIKINGS, at Green Bay Packers.

1992 (2-2-0) Table with columns: DATE, OPPONENT, W-L, SCORE, NOTES. Games include at N.Y. Giants, at Philadelphia Eagles, INDIANAPOLIS COLTS, DETROIT LIONS.

1993 (2-2-0) Table with columns: DATE, OPPONENT, W-L, SCORE, NOTES. Games include N.Y. GIANTS, at Indianapolis Colts, at Detroit Lions, PHILADELPHIA EAGLES.

1994 (1-3-0) Table with columns: DATE, OPPONENT, W-L, SCORE, NOTES. Games include at Tampa Bay Buccaneers, INDIANAPOLIS COLTS, at Philadelphia Eagles, DETROIT LIONS.

1995 (1-3-0) Table with columns: DATE, OPPONENT, W-L, SCORE, NOTES. Games include at Indianapolis Colts, TAMPA BAY BUCCANEERS, at Detroit Lions, N.Y. JETS.

1996 (2-2-0) Table with columns: DATE, OPPONENT, W-L, SCORE, NOTES. Games include INDIANAPOLIS COLTS, at Arizona Cardinals, at Washington Redskins, DETROIT LIONS.

1997 (2-2-0) Table with columns: DATE, OPPONENT, W-L, SCORE, NOTES. Games include at Indianapolis Colts, at Detroit Lions, MINNESOTA VIKINGS, SEATTLE SEAHAWKS.

1998 (1-3-0) Table with columns: DATE, OPPONENT, W-L, SCORE, NOTES. Games include at N.Y. Giants, INDIANAPOLIS COLTS, DETROIT LIONS, at Atlanta Falcons.

1999 (0-4-0) Table with columns: DATE, OPPONENT, W-L, SCORE, NOTES. Games include at Indianapolis Colts, at Detroit Lions, BUFFALO BILLS, ATLANTA FALCONS.

2000 (1-3-0) Table with columns: DATE, OPPONENT, W-L, SCORE, NOTES. Games include at Buffalo Bills, at Atlanta Falcons, CHICAGO BEARS, DETROIT LIONS.

2001 (1-3-0) Table with columns: DATE, OPPONENT, W-L, SCORE, NOTES. Games include at Chicago Bears, at Detroit Lions, BUFFALO BILLS, INDIANAPOLIS COLTS.

2002 (2-2-0) Table with columns: DATE, OPPONENT, W-L, SCORE, NOTES. Games include at Buffalo Bills, at Indianapolis Colts, NEW ORLEANS SAINTS, ATLANTA FALCONS.

2003 (1-3-0) Table with columns: DATE, OPPONENT, W-L, SCORE, NOTES. Games include at N.Y. Jets, DETROIT LIONS, TENNESSEE TITANS, at Indianapolis Colts.

2004 (2-2-0) Table with columns: DATE, OPPONENT, W-L, SCORE, NOTES. Games include at Tampa Bay Buccaneers, NEW ENGLAND PATRIOTS, at Atlanta Falcons, INDIANAPOLIS COLTS.

(All-time results — preseason, continued)

**2005 (2-2-0)**

DATE	OPPONENT	W-L	SCORE	NOTES
Aug. 12	NEW ENGLAND PATRIOTS.....	L	13-23	
Aug. 19	at Washington Redskins.....	W	24-17	
Aug. 26	at Philadelphia Eagles.....	L	17-27	
Sept. 2	INDIANAPOLIS COLTS.....	W	38-0	

**2006 (4-0-0)**

DATE	OPPONENT	W-L	SCORE	NOTES
Aug. 13	WASHINGTON REDSKINS.....	W	19-3	
Aug. 18	at Buffalo Bills.....	W	44-31	
Aug. 28	GREEN BAY PACKERS.....	W	48-17	
Sept. 1	at Indianapolis Colts.....	W	20-3	

**2007 (1-3-0)**

DATE	OPPONENT	W-L	SCORE	NOTES
Aug. 9	at Detroit Lions.....	L	26-27	
Aug. 18	NEW ORLEANS SAINTS.....	L	19-27	
Aug. 27	at Atlanta Falcons.....	L	19-24	
Aug. 31	INDIANAPOLIS COLTS.....	W	14-6	

**2008 (2-2-0)**

DATE	OPPONENT	W-L	SCORE	NOTES
Aug. 11	at Green Bay Packers.....	W	20-17	
Aug. 17	DETROIT LIONS.....	L	10-27	
Aug. 23	NEW ORLEANS SAINTS.....	L	0-13	
Aug. 28	at Indianapolis Colts.....	W	27-7	

**2009 (2-2-0)**

DATE	OPPONENT	W-L	SCORE	NOTES
Aug. 14	at New Orleans Saints.....	L	7-17	
Aug. 20	at New England Patriots.....	W	7-6	
Aug. 27	ST. LOUIS RAMS.....	L	21-24	
Sept. 3	INDIANAPOLIS COLTS.....	W	38-7	

**2010 (3-2-0)**

DATE	OPPONENT	W-L	SCORE	NOTES
Aug. 8	VS. DALLAS COWBOYS.....	L	7-16	Hall of Fame Game at Canton, Ohio
Aug. 15	DENVER BRONCOS.....	W	33-24	
Aug. 20	PHILADELPHIA EAGLES.....	W	22-9	
Aug. 28	at Buffalo Bills.....	L	20-35	
Sept. 2	at Indianapolis Colts.....	W	30-28	

**2011 (1-3-0)**

DATE	OPPONENT	W-L	SCORE	NOTES
Aug. 12	at Detroit Lions.....	L	3-34	
Aug. 21	at N.Y. Jets.....	L	7-27	
Aug. 25	CAROLINA PANTHERS.....	W	24-13	
Sept. 1	INDIANAPOLIS COLTS.....	L	13-17	

**2012 (2-2-0)**

DATE	OPPONENT	W-L	SCORE	NOTES
Aug. 10	N.Y. JETS.....	W	17-6	
Aug. 16	at Atlanta Falcons.....	W	24-19	
Aug. 23	GREEN BAY PACKERS.....	L	13-27	
Aug. 30	at Indianapolis Colts.....	L	16-20	

**2013 (3-1-0)**

DATE	OPPONENT	W-L	SCORE	NOTES
Aug. 8	at Atlanta Falcons.....	W	34-10	
Aug. 17	TENNESSEE TITANS.....	W	27-19	
Aug. 24	at Dallas Cowboys.....	L	18-24	
Aug. 29	INDIANAPOLIS COLTS.....	W	27-10	

**2014 (2-2-0)**

DATE	OPPONENT	W-L	SCORE	NOTES
Aug. 7	at Kansas City Chiefs.....	L	39-41	
Aug. 16	N.Y. JETS.....	L	17-25	
Aug. 24	at Arizona Cardinals.....	W	19-13	
Aug. 28	INDIANAPOLIS COLTS.....	W	35-7	

**ALL-TIME RESULTS — BY OPPONENT**

(The years listed are the seasons in which games were scheduled, not necessarily the calendar years in which games were played.)

**ARIZONA CARDINALS**

Bengals lead regular-season series, 6-4-0  
(Cardinals franchise known as Phoenix prior to 1994 and in St. Louis prior to 1988)

YEAR	DATE	SITE	W-L	SCORE
1973	Nov. 25	Cincinnati	W	42-24
1979	Nov. 25	Cincinnati	W	34-28
1985	Sept. 15	St. Louis	L	27-41
1988	Sept. 4	Cincinnati	W	21-14
1994	Dec. 18	Arizona	L	7-28
1997	Aug. 31	Cincinnati	W	24-21
2000	Dec. 3	Cincinnati	W	24-13
2003	Nov. 2	Arizona	L	14-17
2007	Nov. 18	Cincinnati	L	27-35
2011	Dec. 24	Cincinnati	W	23-16

**ATLANTA FALCONS**

Bengals lead regular-season series, 8-5-0

YEAR	DATE	SITE	W-L	SCORE
1971	Nov. 7	Cincinnati	L	6-9
1975	Oct. 26	Atlanta	W	21-14
1978	Dec. 3	Cincinnati	W	37-7
1981	Dec. 20	Atlanta	W	30-28
1984	Nov. 25	Cincinnati	W	35-14
1987	Nov. 15	Atlanta	W	16-10
1990	Oct. 28	Atlanta	L	17-38
1993	Dec. 26	Cincinnati	W	21-17
1996	Nov. 24	Cincinnati	W	41-31
2002	Sept. 22	Atlanta	L	3-30
2006	Oct. 29	Cincinnati	L	27-29
2010	Oct. 24	Atlanta	L	32-39
2014	Sept. 14	Cincinnati	W	24-10

**BALTIMORE RAVENS**

Ravens lead regular-season series, 20-18-0

YEAR	DATE	SITE	W-L	SCORE
1996	Nov. 3	Baltimore	W	24-21
	Dec. 8	Cincinnati	W	21-14
1997	Sept. 7	Baltimore	L	10-23
	Dec. 21	Cincinnati	W	16-14
1998	Sept. 27	Baltimore	L	24-31
	Nov. 22	Cincinnati	L	13-20
1999	Nov. 21	Cincinnati	L	31-34
	Dec. 26	Baltimore	L	0-22
2000	Sept. 24	Baltimore	L	0-37
	Nov. 5	Cincinnati	L	7-27
2001	Sept. 23	Cincinnati	W	21-10
	Dec. 23	Baltimore	L	0-16
2002	Nov. 10	Baltimore	L	27-38
	Dec. 1	Cincinnati	L	23-27
2003	Oct. 19	Cincinnati	W	34-26
	Dec. 7	Baltimore	L	13-31
2004	Sept. 26	Cincinnati	L	9-23
	Dec. 5	Baltimore	W	27-26
2005	Nov. 6	Baltimore	W	21-9
	Nov. 27	Cincinnati	W	42-29
2006	Nov. 5	Baltimore	L	20-26
	Nov. 30	Cincinnati	W	13-7
2007	Sept. 10	Cincinnati	W	27-20
	Nov. 11	Baltimore	W	21-7
2008	Sept. 7	Baltimore	L	10-17
	Nov. 30	Cincinnati	L	3-34
2009	Oct. 11	Baltimore	W	17-14
	Nov. 8	Cincinnati	W	17-7
2010	Sept. 19	Cincinnati	W	15-10
	Jan. 2	Baltimore	L	7-13
2011	Nov. 20	Baltimore	L	24-31
	Jan. 1	Cincinnati	L	16-24
2012	Sept. 10	Baltimore	L	13-44
	Dec. 30	Cincinnati	W	23-17
2013	Nov. 10	Baltimore	L (OT)	17-20
	Dec. 29	Cincinnati	W	34-17
2014	Sept. 7	Baltimore	W	23-16
	Oct. 26	Cincinnati	W	27-24

**BUFFALO BILLS**

Bills lead regular-season series, 15-11-0

YEAR	DATE	SITE	W-L	SCORE
1968	Sept. 22	Cincinnati	W	34-23
1969	Nov. 30	Buffalo	L	13-16
1970	Nov. 8	Buffalo	W	43-14
1973	Nov. 11	Buffalo	W	16-13
1975	Nov. 17	Cincinnati	W	33-24
1978	Oct. 22	Buffalo	L	0-5
1979	Sept. 9	Buffalo	L	24-51
1980	Nov. 16	Cincinnati	L	0-14
1981	Sept. 27	Cincinnati	W (OT)	27-24
	Jan. 3	Cincinnati**	W	28-21
1983	Sept. 11	Cincinnati	L	6-10
1984	Dec. 16	Cincinnati	W	52-21
1985	Nov. 3	Buffalo	W	23-17
1986	Sept. 14	Cincinnati	W (OT)	36-33
1988	Nov. 27	Cincinnati	W	35-21
	Jan. 8	Cincinnati***	W	21-10
1989	Nov. 26	Buffalo	L	7-24
1991	Oct. 21	Buffalo	L	16-35
1996	Nov. 17	Buffalo	L	17-31
1998	Dec. 6	Cincinnati	L	20-33
2002	Dec. 29	Buffalo	L	9-27
2003	Oct. 5	Buffalo	L (OT)	16-22
2004	Dec. 19	Cincinnati	L	17-33
2005	Dec. 24	Cincinnati	L	27-37
2007	Nov. 4	Buffalo	L	21-33
2010	Nov. 21	Cincinnati	L	31-49
2011	Oct. 2	Cincinnati	W	23-20
2013	Oct. 13	Buffalo	W (OT)	27-24

\*\*AFC Divisional Playoff; \*\*\*AFC Championship

**CAROLINA PANTHERS**

Regular-season series tied, 2-2-1

YEAR	DATE	SITE	W-L	SCORE
1999	Sept. 26	Carolina	L	3-27
2002	Dec. 8	Carolina	L	31-52
2006	Oct. 22	Cincinnati	W	17-14
2010	Sept. 26	Carolina	W	20-7
2014	Oct. 12	Cincinnati	T	37-37

**CLEVELAND BROWNS**

Bengals lead regular-season series, 44-39-0

Table with columns: YEAR, DATE, SITE, W-L, SCORE. Lists game results for Cleveland Browns from 1970 to 2014.

**DALLAS COWBOYS**

Cowboys lead regular-season series, 7-4-0

Table with columns: YEAR, DATE, SITE, W-L, SCORE. Lists game results for Dallas Cowboys from 1973 to 2012.

**DENVER BRONCOS**

Broncos lead regular-season series, 19-9-0

Table with columns: YEAR, DATE, SITE, W-L, SCORE. Lists game results for Denver Broncos from 1968 to 2014.

**DETROIT LIONS**

Bengals lead regular-season series, 8-3-0

Table with columns: YEAR, DATE, SITE, W-L, SCORE. Lists game results for Detroit Lions from 1970 to 2013.

**GREEN BAY PACKERS**

Bengals lead regular-season series, 7-5-0

Table with columns: YEAR, DATE, SITE, W-L, SCORE. Lists game results for Green Bay Packers from 1971 to 2013.

**HOUSTON TEXANS**

Bengals lead regular-season series, 4-3-0

Table with columns: YEAR, DATE, SITE, W-L, SCORE. Lists game results for Houston Texans from 2002 to 2014.

**INDIANAPOLIS COLTS**

Colts lead regular-season series, 17-10-0

Colts lead postseason series, 2-0

(Colts franchise in Baltimore prior to 1984)

Table with columns: YEAR, DATE, SITE, W-L, SCORE. Lists game results for Indianapolis Colts from 1970 to 2014.

**JACKSONVILLE JAGUARS**

Jaguars lead regular-season series, 11-9-0

Table with columns: YEAR, DATE, SITE, W-L, SCORE. Lists game results for Jacksonville Jaguars from 1995 to 2014.

**KANSAS CITY CHIEFS**

Bengals lead regular-season series, 14-13-0

Table with columns: YEAR, DATE, SITE, W-L, SCORE. Lists game results for Kansas City Chiefs from 1968 to 2012.

**MIAMI DOLPHINS**

Dolphins lead regular-season series, 15-5-0

Dolphins lead postseason series, 1-0

Table with columns: YEAR, DATE, SITE, W-L, SCORE. Lists game results for Miami Dolphins from 1968 to 2013.

**MINNESOTA VIKINGS**

Regular-season series tied, 6-6-0

Table with columns: YEAR, DATE, SITE, W-L, SCORE. Lists game results for Minnesota Vikings from 1973 to 2013.

**NEW ENGLAND PATRIOTS**

Patriots lead regular-season series, 15-9-0

(Patriots franchise in Boston prior to 1971)

Table with columns: YEAR, DATE, SITE, W-L, SCORE. Lists game results for New England Patriots from 1968 to 2014.

**NEW ORLEANS SAINTS**

Bengals lead regular-season series, 7-6-0

Table with columns: YEAR, DATE, SITE, W-L, SCORE. Lists game results for New Orleans Saints from 1970 to 2014.

(All-time results — by opponent, cont.)

**N. Y. GIANTS**

Bengals lead regular-season series, 6-3-0

Table with 5 columns: YEAR, DATE, SITE, W-L, SCORE. Lists game results for the N.Y. Giants from 1972 to 2012.

**N. Y. JETS**

Jets lead regular-season series, 15-8-0

Jets lead postseason series, 2-0

Table with 5 columns: YEAR, DATE, SITE, W-L, SCORE. Lists game results for the N.Y. Jets from 1968 to 2013.

\*AFC First-Round Playoff; \*AFC Wild Card Playoff

**OAKLAND RAIDERS**

Raiders lead regular-season series, 18-9-0

Raiders lead postseason series, 2-0

(Raiders franchise in Los Angeles from 1982-94)

Table with 5 columns: YEAR, DATE, SITE, W-L, SCORE. Lists game results for the Oakland Raiders from 1968 to 2012.

\*\*AFC Divisional Playoff

**PHILADELPHIA EAGLES**

Bengals lead regular-season series, 8-3-1

Table with 5 columns: YEAR, DATE, SITE, W-L, SCORE. Lists game results for the Philadelphia Eagles from 1971 to 2012.

**PITTSBURGH STEELERS**

Steelers lead regular-season series, 55-34-0

Steelers lead postseason series, 1-0

Table with 5 columns: YEAR, DATE, SITE, W-L, SCORE. Lists game results for the Pittsburgh Steelers from 1970 to 2002.

Table with 5 columns: YEAR, DATE, SITE, W-L, SCORE. Lists game results for Cincinnati Bengals from 2003 to 2014.

**ST. LOUIS RAMS**

Bengals lead regular-season series, 7-5-0

(Rams franchise in Los Angeles prior to 1995)

Table with 5 columns: YEAR, DATE, SITE, W-L, SCORE. Lists game results for the St. Louis Rams from 1972 to 2011.

**SAN DIEGO CHARGERS**

Chargers lead regular-season series, 19-13-0

Postseason series tied, 1-1

Table with 5 columns: YEAR, DATE, SITE, W-L, SCORE. Lists game results for the San Diego Chargers from 1968 to 2013.

\*AFC Wild Card Playoff; \*\*AFC Championship

**SAN FRANCISCO 49ERS**

49ers lead regular-season series, 9-3-0

49ers lead postseason series, 2-0

Table with 5 columns: YEAR, DATE, SITE, W-L, SCORE. Lists game results for the San Francisco 49ers from 1974 to 2011.

#Super Bowl XVI; ##Super Bowl XXIII

**SEATTLE SEAHAWKS**

Regular-season series tied, 9-9-0

Bengals lead postseason series, 1-0

Table with 5 columns: YEAR, DATE, SITE, W-L, SCORE. Lists game results for the Seattle Seahawks from 1977 to 2011.

\*\*AFC Divisional Playoff

**TAMPA BAY BUCCANEERS**

Buccaneers lead regular-season series, 7-4-0

Table with 5 columns: YEAR, DATE, SITE, W-L, SCORE. Lists game results for the Tampa Bay Buccaneers from 1976 to 2014.

(All-time results — by opponent, cont.)

**TENNESSEE TITANS**

Titans lead regular-season series, 39-33-1  
 Bengals lead postseason series, 1-0  
 (Titans franchise in Houston prior to 1997  
 and known as Oilers prior to 1999)

YEAR	DATE	SITE	W-L	SCORE
1968	Nov. 3	Cincinnati	L	17-27
1969	Nov. 9	Houston	T	31-31
1970	Oct. 4	Cincinnati	L	13-20
	Dec. 13	Houston	W	30-20
1971	Oct. 31	Houston	L	6-10
	Nov. 21	Cincinnati	W	28-13
1972	Oct. 29	Cincinnati	W	30-7
	Dec. 17	Houston	W	61-17
1973	Sept. 23	Cincinnati	W	24-10
	Dec. 16	Houston	W	27-24
1974	Oct. 27	Cincinnati	L	21-34
	Nov. 17	Houston	L	3-20
1975	Oct. 5	Houston	W	21-19
	Nov. 30	Cincinnati	W	23-19
1976	Oct. 24	Houston	W	27-7
	Nov. 14	Cincinnati	W	31-27

1977	Oct. 30	Cincinnati	W (OT)	13-10
	Dec. 18	Houston	L	16-21
1978	Oct. 29	Cincinnati	W	28-13
	Nov. 26	Houston	L	10-17
1979	Sept. 23	Cincinnati	L (OT)	27-30
	Nov. 18	Houston	L	21-42
1980	Sept. 28	Cincinnati	L	10-13
	Oct. 26	Houston	L	3-23
1981	Oct. 4	Houston	L	10-17
	Nov. 1	Cincinnati	W	34-21
1982	Sept. 12	Cincinnati	W	27-6
	Jan. 2	Houston	W	35-27
1983	Nov. 6	Houston	W	55-14
	Nov. 20	Cincinnati	W	38-10
1984	Oct. 7	Cincinnati	W	13-3
	Oct. 28	Houston	W	31-13
1985	Oct. 20	Houston	L	27-44
	Dec. 1	Cincinnati	W	45-27
1986	Oct. 19	Cincinnati	W	31-28
	Nov. 9	Houston	L	28-32
1987	Nov. 1	Cincinnati	L	29-31
	Dec. 27	Houston	L	17-21
1988	Oct. 23	Cincinnati	W	44-21
	Dec. 11	Houston	L	6-41
1989	Nov. 13	Houston	L	24-26
	Dec. 17	Cincinnati	W	61-7

1990	Oct. 14	Houston	L	17-48
	Dec. 23	Cincinnati	W	40-20
	Jan. 6	Cincinnati*	W	41-14
1991	Sept. 8	Cincinnati	L	7-30
	Oct. 27	Houston	L	3-35
1992	Oct. 11	Cincinnati	L	24-38
	Oct. 25	Houston	L	10-26
1993	Oct. 24	Houston	L	12-28
	Nov. 14	Cincinnati	L	3-38
	Sept. 25	Houston	L	13-20
	Nov. 13	Cincinnati	W	34-31
1995	Sept. 24	Cincinnati	L	28-38
	Nov. 12	Houston	W	32-25
1996	Oct. 6	Cincinnati	L (OT)	27-30
	Dec. 15	Houston	W	21-13
1997	Oct. 12	Tennessee	L	7-30
	Dec. 4	Cincinnati	W	41-14
1998	Sept. 6	Cincinnati	L	14-23
	Oct. 18	Tennessee	L	14-44
1999	Sept. 12	Tennessee	L	35-36
	Nov. 14	Cincinnati	L	14-24
2000	Oct. 8	Cincinnati	L	14-23
	Dec. 10	Tennessee	L	3-35
2001	Nov. 18	Cincinnati	L	7-20
	Jan. 6	Tennessee	W	23-21
2002	Oct. 27	Cincinnati	L	24-30

2004	Oct. 31	Tennessee	L	20-27
2005	Oct. 16	Tennessee	W	31-23
2007	Nov. 25	Cincinnati	W	35-6
2008	Sept. 14	Cincinnati	L	7-24
2011	Nov. 6	Tennessee	W	24-17
2014	Sept. 21	Cincinnati	W	33-7

\*AFC Wild Card Playoff

**WASHINGTON REDSKINS**

Bengals lead regular-season series, 5-4-0

YEAR	DATE	SITE	W-L	SCORE
1970	Oct. 25	Washington	L	0-20
1974	Oct. 6	Cincinnati	W	28-17
1979	Dec. 9	Washington	L	14-28
1982	Nov. 7	Cincinnati		CANCELED
1985	Dec. 15	Washington	L	24-27
1988	Dec. 17	Cincinnati	W (OT)	20-17
1991	Sept. 22	Cincinnati	L	27-34
2004	Nov. 14	Washington	W	17-10
2008	Dec. 14	Cincinnati	W	20-13
2012	Sept. 23	Washington	W	38-31

**ALL-TIME PRESEASON RESULTS — VS. 2015 PRESEASON OPPONENTS**

**GAME 1**

**N. Y. GIANTS**

Giants lead preseason series, 3-0-0

YEAR	DATE	SITE	SCORE
1992	Aug. 9	New York	L, 7-13
1993	Aug. 7	Cincinnati	L, 16-27
1998	Aug. 8	New York	L, 17-24

**GAME 2**

**TAMPA BAY BUCCANEERS**

Buccaneers lead preseason series, 8-4-0

YEAR	DATE	SITE	SCORE
1976	Sept. 4	Tampa Bay	W, 24-13
1977	Aug. 13	Cincinnati	W, 45-0
1978	Aug. 5	Tampa Bay	L, 0-17
1979	Aug. 25	Cincinnati	L, 13-24
1980	Aug. 23	Tampa Bay	L, 14-20 (OT)
1981	Aug. 8	Tampa Bay	W, 24-17
1984	Aug. 11	Tampa Bay	L, 13-21
1987	Aug. 15	Tampa Bay	W, 31-30
1990	Aug. 11	Tampa Bay	L, 17-30
1994	Aug. 6	Tampa Bay	L, 16-17
1995	Aug. 11	Cincinnati	L, 7-31
2004	Aug. 16	Tampa Bay	L, 6-20

**GAME 3**

**CHICAGO BEARS**

Bengals lead preseason series, 5-3-0

YEAR	DATE	SITE	SCORE
1977	Sept. 10	Chicago	W, 24-6
1978	Aug. 19	Cincinnati	W, 27-3
1979	Aug. 18	Chicago	L, 13-17
1980	Aug. 16	Cincinnati	W, 21-3
1981	Aug. 22	Chicago	L, 21-24
1984	Aug. 18	Chicago	W, 25-17
2000	Aug. 19	Cincinnati	W, 24-20
2001	Aug. 4	Chicago	L, 13-16 (OT)

**GAME 4**

**INDIANAPOLIS COLTS**

Bengals lead preseason series, 15-8-0

YEAR	DATE	SITE	SCORE
1985	Aug. 30	Indianapolis	W, 31-21
1992	Aug. 22	Cincinnati	W, 20-0
1993	Aug. 14	Indianapolis	W, 24-7
1994	Aug. 13	Cincinnati	L, 21-26
1995	Aug. 4	Indianapolis	W, 34-21
1996	Aug. 3	Cincinnati	W, 28-25
1997	Aug. 1	Indianapolis	L, 16-20
1998	Aug. 17	Cincinnati	L, 27-30
1999	Aug. 14	Indianapolis	L, 17-20
2001	Aug. 30	Cincinnati	L, 17-23
2002	Aug. 17	Indianapolis	W, 22-10
2003	Aug. 29	Indianapolis	L, 20-21
2004	Sept. 3	Cincinnati	W, 16-13
2005	Sept. 2	Cincinnati	W, 38-0
2006	Sept. 1	Indianapolis	W, 20-3
2007	Aug. 31	Cincinnati	W, 14-6
2008	Aug. 28	Indianapolis	W, 27-7
2009	Sept. 3	Cincinnati	W, 38-7
2010	Sept. 2	Indianapolis	W, 30-28
2011	Sept. 1	Cincinnati	L, 13-17
2012	Aug. 30	Indianapolis	L, 16-20
2013	Aug. 29	Cincinnati	W, 27-10
2014	Aug. 28	Cincinnati	W, 35-7

# COACHING HISTORY

## HEAD COACHES

REGULAR SEASON				
SEASON	COACH	W	L	T PCT.
1968	Paul Brown	3	11	0 .214
1969	Paul Brown	4	9	1 .308
1970-x	Paul Brown	8	6	0 .571
1971	Paul Brown	4	10	0 .286
1972	Paul Brown	8	6	0 .571
1973-x	Paul Brown	10	4	0 .714
1974	Paul Brown	7	7	0 .500
1975-y	Paul Brown	11	3	0 .786
1976	Bill Johnson	10	4	0 .714
1977	Bill Johnson	8	6	0 .571
1978	Bill Johnson	0	5	0 .000
	Homer Rice	4	7	0 .364
1979	Homer Rice	4	12	0 .250
1980	Forrest Gregg	6	10	0 .375
1981-x, z	Forrest Gregg	12	4	0 .750
1982-*	Forrest Gregg	7	2	0 .778
1983	Forrest Gregg	7	9	0 .438
1984	Sam Wyche	8	8	0 .500
1985	Sam Wyche	7	9	0 .438
1986	Sam Wyche	10	6	0 .625
1987	Sam Wyche	4	11	0 .267
1988-x, z	Sam Wyche	12	4	0 .750
1989	Sam Wyche	8	8	0 .500
1990-x	Sam Wyche	9	7	0 .563
1991	Sam Wyche	3	13	0 .188
1992	Dave Shula	5	11	0 .313
1993	Dave Shula	3	13	0 .188
1994	Dave Shula	3	13	0 .188
1995	Dave Shula	7	9	0 .438
1996	Dave Shula	1	6	0 .143
	Bruce Coslet	7	2	0 .778
1997	Bruce Coslet	7	9	0 .438
1998	Bruce Coslet	3	13	0 .188
1999	Bruce Coslet	4	12	0 .250
2000	Bruce Coslet	0	3	0 .000
	Dick LeBeau	4	9	0 .308
2001	Dick LeBeau	6	10	0 .375
2002	Dick LeBeau	2	14	0 .125
2003	Marvin Lewis	8	8	0 .500
2004	Marvin Lewis	8	8	0 .500
2005-**	Marvin Lewis	11	5	0 .688
2006	Marvin Lewis	8	8	0 .500
2007	Marvin Lewis	7	9	0 .438

2008	Marvin Lewis	4	11	1 .281
2009-**	Marvin Lewis	10	6	0 .625
2010	Marvin Lewis	4	12	0 .250
2011-y	Marvin Lewis	9	7	0 .563
2012-y	Marvin Lewis	10	6	0 .625
2013-**	Marvin Lewis	11	5	0 .688
2014-y	Marvin Lewis	10	5	1 .656

TOTALS 326 395 3 .452

x-AFC Central Division Champion

y-Wild Card Playoff Qualifier

z-AFC Champions

\*-AFC Super Bowl Tournament Qualifier

\*\*-AFC North Division Champion

## POSTSEASON


SEASON	COACH	W	L	PCT.
1970	Paul Brown	0	1	.000
1973	Paul Brown	0	1	.000
1975	Paul Brown	0	1	.000
1981	Forrest Gregg	2	1	.667
1982	Forrest Gregg	0	1	.000
1988	Sam Wyche	2	1	.667
1990	Sam Wyche	1	1	.500
2005	Marvin Lewis	0	1	.000
2009	Marvin Lewis	0	1	.000
2011	Marvin Lewis	0	1	.000
2012	Marvin Lewis	0	1	.000
2013	Marvin Lewis	0	1	.000
2014	Marvin Lewis	0	1	.000

TOTALS 5 13 .278

## HEAD COACHES BY ERA

Marvin Lewis became the ninth head coach of the Bengals on January 14, 2003. Here are Bengals coaches' records, including playoff games:

SEASONS	COACH	RECORD	PCT.
1968-75	Paul Brown	55-59-1	.482
1976-78	Bill Johnson	18-15-0	.545
1978-79	Homer Rice	8-19-0	.296
1980-83	Forrest Gregg	34-27-0	.557
1984-91	Sam Wyche	64-68-0	.485
1992-96	Dave Shula	19-52-0	.268
1996-2000	Bruce Coslet	21-39-0	.350
2000-02	Dick LeBeau	12-33-0	.267
2003-14	Marvin Lewis	100-96-2	.510



Head coach Paul Brown is carried off the field on Dec. 20, 1970, following the Bengals' 45-7 win over the Boston Patriots at Riverfront Stadium. The win clinched a playoff berth for the three-year-old Cincinnati franchise. At the time, no other team had reached the playoffs so early in its history.

## ASSISTANT COACHES

\*NOTE: Coaches noted with asterisks also have served as Bengals head coaches

NAME	COLLEGE	SEASONS
Alexander, Paul	Cortland State	1994-2014
Anderson, Jim	Cal-Western	1984-2012
Anderson, Ken	Augustana (Ill.)	1993-2002
Bass, Tom	San Jose State	1968-69
Bible, Dana	Cincinnati	1990-92
Braden, Marv	Southwest Missouri State	1990-94
Braswell, Brian	Hampton	2014
Bratkowski, Bob	Washington State	2001-10
Bresnahan, Chuck	Navy	2004-07
Brinker, Howard	Miami (Ohio)	1974-79
Bullough, Hank	Michigan State	1980-83
Burke, Matt	Dartmouth	2014
Carrier, Mark	Southern California	2012-14
Caskey, Kyle	Texas A&M	2010-14
Cioffi, Louie	C.W. Post	1997-2010
Coombs, Brayden	Miami (Ohio)	2012-14
Coslet, Bruce*	Pacific	1981-89, '94-96
Costello, Vince	Ohio	1969-73
Coyle, Kevin	Massachusetts	2001-11
DePaul, Bobby	Maryland	1994-96
Donaldson, Jack	Ohio State	1969-77
Dowler, Boyd	Colorado	1976-79
Duffner, Mark	College of William & Mary	1997-2002
Faragalli, Joe	Villanova	1984
FitzGerald, Jeff	Oregon State	2008-11
Forzano, Rick	Kent State	1968
Frazier, Leslie	Alcorn State	2003-04

Friday, Jeff	Wisconsin-Milwaukee	2010-14
Gansz, Frank	Navy	1979-80
Garrett, John	Princeton	1995-98, 2001-02
Gruden, Jay	Louisville	2011-13
Guenther, Paul	Ursinus	2005-14
Haluchak, Mike	Southern California	1992-93
Hayes, Jay	Idaho	2003-14
Hayes, Jonathan	Iowa	2003-14
Holman, Rodney	Tulane	2001-02
Horton, Ray	Washington	1997-2001
Hunley, Ricky	Arizona	2003-07
Infante, Lindy	Florida	1980-82
Jackson, Hue	Pacific	2004-06, '12-14
Johnson, Bill*	Texas A&M	1968-75, '85-90
Joseph, Vance	Colorado	2014
Karmelowicz, Bob	Bridgeport	1992-93
Krumrie, Tim	Wisconsin	1995-2002
LeBeau, Dick*	Ohio State	1980-91, '97-2000
Lewis, Marcus	Indiana State	2014
Lippincott, David	Dayton	2011-14
Lynn, Ron	Mount Union	1992-93
McCormack, Mike	Kansas	1976-79
McNally, Jim	Buffalo	1980-94
Meeks, Ron	Arkansas State	1992-96
Modzelewski, Dick	Maryland	1979-83
Moeller, Gary	Ohio State	1995-96
Mooshagian, Steve	Fresno State	1999-2002
Morton, Chip	North Carolina	2003-14
Oliver, Ray	Ohio State	2004-09
Pascale, Joe	Connecticut	1994-96
Peccatiello, Larry	College of William & Mary	1994-96

Perry, Darren	Penn State	2002
Pope, Mike	Lenoir-Rhyne	1992-93
Rice, Homer*	Centre College	1978
Roberts, Al	Washington	1997-2002
Sefcik, George	Notre Dame	1978-83
Selcer, Dick	Notre Dame	1984-91
Sheppard, Mike	Cal Lutheran	2007-10
Shula, Dave*	Dartmouth	1991
Shultz, Kurtis	Maryland	2003
Simmons, Darrin	Kansas	2003-14
Smouse, Frank	Youngstown State	1968
Stock, Mike	Northwestern	1987-91
Studley, Chuck	Illinois	1969-78, '89-91
Surace, Bob	Princeton	2002-09
Urban, James	Washington & Lee	2011-14
Urbanik, Bill	Ohio State	1984-88
Verducci, Frank	Seton Hall	1999-2001
Walsh, Bill	San Jose State	1968-75
Walters, Trent	Indiana	1984
Weber, Chuck	West Chester State College	1970-75
Wessel, Joe	Florida State	1994-96
Williamson, Richard	Alabama	1992-94
Winner, Charley	Southeast Missouri	1976-79
Wood, Alex	Iowa	2003
Wood, Kim	Wisconsin	1975-2002
Wylie, Bob	Colorado	1997-98
Zampese, Ken	San Diego	2003-14
Zimmer, Adam	Trinity University (Texas)	2013
Zimmer, Mike	Illinois State	2008-13

YEAR-BY-YEAR COACHING STAFFS

1968 HEAD COACH — PAUL BROWN
Tom Bass..... Defensive Backfield
Jack Donaldson..... Defensive Line
Rick Forzano..... Offensive Backfield
Bill Johnson..... Offensive Line
Frank Smouse..... Linebackers
Bill Walsh..... Offensive Ends

1969 HEAD COACH — PAUL BROWN
Tom Bass..... Defensive Coordinator/
Defensive Backfield
Vince Costello..... Linebackers
Jack Donaldson..... Offensive Backfield
Bill Johnson..... Offensive Line
Chuck Studley..... Defensive Line
Bill Walsh..... Receivers

1970 HEAD COACH — PAUL BROWN
Vince Costello..... Linebackers
Jack Donaldson..... Offensive Backfield
Bill Johnson..... Offensive Line
Chuck Studley..... Defensive Line
Bill Walsh..... Receivers
Chuck Weber..... Defensive Coordinator/
Defensive Backfield

1971 HEAD COACH — PAUL BROWN
Vince Costello..... Linebackers
Jack Donaldson..... Offensive Backfield
Bill Johnson..... Offensive Line
Chuck Studley..... Defensive Line
Bill Walsh..... Receivers/Quarterbacks
Chuck Weber..... Defensive Coordinator/
Defensive Backfield

1972 HEAD COACH — PAUL BROWN
Vince Costello..... Linebackers
Jack Donaldson..... Offensive Backfield
Bill Johnson..... Offensive Line
Chuck Studley..... Defensive Line
Bill Walsh..... Receivers/Quarterbacks
Chuck Weber..... Defensive Coordinator/
Defensive Backfield

1973 HEAD COACH — PAUL BROWN
Vince Costello..... Linebackers
Jack Donaldson..... Offensive Backfield
Bill Johnson..... Offensive Line
Chuck Studley..... Defensive Line
Bill Walsh..... Receivers/Quarterbacks
Chuck Weber..... Defensive Coordinator/
Defensive Backfield

1974 HEAD COACH — PAUL BROWN
Howard Brinker..... Linebackers
Jack Donaldson..... Offensive Backfield
Bill Johnson..... Offensive Line
Chuck Studley..... Defensive Line
Bill Walsh..... Receivers/Quarterbacks
Chuck Weber..... Defensive Coordinator/
Defensive Backfield

1975 HEAD COACH — PAUL BROWN\*
Howard Brinker..... Linebackers
Jack Donaldson..... Offensive Backfield
Bill Johnson..... Offensive Line
Chuck Studley..... Defensive Line
Bill Walsh..... Receivers/Quarterbacks
Chuck Weber..... Defensive Backfield
Kim Wood..... Strength
\*Retired after 1975 season.

1976 HEAD COACH — BILL JOHNSON
Howard Brinker..... Defensive Coordinator
Jack Donaldson..... Offensive Backfield
Boyd Dowler..... Quarterbacks/Receivers
Mike McCormack..... Offensive Line
Chuck Studley..... Defensive Line
Charley Winner..... Defensive Backfield
Kim Wood..... Strength

1977 HEAD COACH — BILL JOHNSON
Howard Brinker..... Defensive Coordinator/Linebackers
Jack Donaldson..... Offensive Backfield
Boyd Dowler..... Quarterbacks/Receivers
Mike McCormack..... Offensive Line
Chuck Studley..... Defensive Line
Charley Winner..... Defensive Backfield
Kim Wood..... Strength

1978 HEAD COACHES — BILL JOHNSON\*
AND HOMER RICE\*\*
Howard Brinker..... Defensive Coordinator/Linebackers
Boyd Dowler..... Receivers
Mike McCormack..... Offensive Line
Homer Rice\*\*..... Quarterbacks
George Sefcik..... Offensive backfield
Chuck Studley..... Defensive Line
Charley Winner..... Defensive Backfield
Kim Wood..... Strength
\*Resigned after Game 5.
\*\*Was Quarterbacks Coach for Games 1-5 and Head
Coach for Games 6-16.

1979 HEAD COACH — HOMER RICE
Howard Brinker..... Defensive Coordinator/Linebackers
Boyd Dowler..... Receivers
Frank Gansz..... Special Teams
Mike McCormack..... Offensive Line
Dick Modzelewski..... Defensive Line
George Sefcik..... Offensive Backfield
Charley Winner..... Defensive Backfield
Kim Wood..... Strength

1980 HEAD COACH — FORREST GREGG
Hank Bulough..... Defensive Coordinator/Linebackers
Frank Gansz..... Special Teams/Tight Ends
Lindy Infante..... Receivers/Quarterbacks
Dick LeBeau..... Defensive Backfield
Jim McNally..... Offensive Line
Dick Modzelewski..... Defensive Line
George Sefcik..... Offensive Backfield
Kim Wood..... Strength

1981 HEAD COACH — FORREST GREGG
Hank Bulough..... Defensive Coordinator/Linebackers
Bruce Coslet..... Special Teams/Tight Ends
Lindy Infante..... Receivers/Quarterbacks
Dick LeBeau..... Defensive Backfield
Jim McNally..... Offensive Line
Dick Modzelewski..... Defensive Line
George Sefcik..... Offensive Backfield
Kim Wood..... Strength

1982 HEAD COACH — FORREST GREGG
Hank Bulough..... Defensive Coordinator/Linebackers
Bruce Coslet..... Special Teams/Tight Ends
Lindy Infante..... Offensive Coordinator
Dick LeBeau..... Defensive Backfield
Jim McNally..... Offensive Line
Dick Modzelewski..... Defensive Line
George Sefcik..... Offensive Backfield
Kim Wood..... Strength

1983 HEAD COACH — FORREST GREGG
Hank Bulough..... Defensive Coordinator/Linebackers
Bruce Coslet..... Receivers/Quarterbacks
Dick LeBeau..... Defensive Backfield
Jim McNally..... Offensive Line
Dick Modzelewski..... Defensive Line
George Sefcik..... Offensive Backfield
Kim Wood..... Strength

1984 HEAD COACH — SAM WYCHE
Jim Anderson..... Running Backs
Bruce Coslet..... Wide Receivers
Joe Faragalli..... Quarterbacks/Tight Ends
Dick LeBeau..... Defensive Coordinator
Jim McNally..... Offensive Line
Dick Selcer..... Linebackers
Bill Urbanik..... Defensive Line
Trent Walters..... Defensive Backfield
Kim Wood..... Strength

1985 HEAD COACH — SAM WYCHE
Jim Anderson..... Running Backs
Bruce Coslet..... Wide Receivers
Bill Johnson..... Tight Ends
Dick LeBeau..... Defensive Coordinator
Jim McNally..... Offensive Line
Dick Selcer..... Linebackers
Bill Urbanik..... Defensive Line
Kim Wood..... Strength

1986 HEAD COACH — SAM WYCHE
Jim Anderson..... Running Backs
Bruce Coslet..... Offensive Coordinator
Boyd Dowler..... Tight Ends
Dick LeBeau..... Defensive Coordinator
Jim McNally..... Offensive Line
Dick Selcer..... Linebackers
Bill Urbanik..... Defensive Line
Kim Wood..... Strength

1987 HEAD COACH — SAM WYCHE
Jim Anderson..... Running Backs
Bruce Coslet..... Offensive Coordinator
Bill Johnson..... Tight Ends
Dick LeBeau..... Defensive Coordinator
Jim McNally..... Offensive Line
Dick Selcer..... Linebackers
Mike Stock..... Special Teams
Bill Urbanik..... Defensive Line
Kim Wood..... Strength

1988 HEAD COACH — SAM WYCHE
Jim Anderson..... Running Backs
Bruce Coslet..... Offensive Coordinator
Bill Johnson..... Tight Ends
Dick LeBeau..... Defensive Coordinator
Jim McNally..... Offensive Line
Dick Selcer..... Linebackers
Mike Stock..... Special Teams
Bill Urbanik..... Defensive Line
Kim Wood..... Strength

1989 HEAD COACH — SAM WYCHE
Jim Anderson..... Running Backs
Bruce Coslet..... Offensive Coordinator
Bill Johnson..... Tight Ends
Dick LeBeau..... Defensive Coordinator
Jim McNally..... Offensive Line
Dick Selcer..... Linebackers
Mike Stock..... Special Teams
Chuck Studley..... Defensive Line
Kim Wood..... Strength

1990 HEAD COACH — SAM WYCHE
Jim Anderson..... Running Backs
Dana Bible..... Quarterbacks
Marv Braden..... Special Teams
Bill Johnson..... Tight Ends
Dick LeBeau..... Defensive Coordinator
Jim McNally..... Offensive Line
Dick Selcer..... Linebackers
Mike Stock..... Receivers
Chuck Studley..... Defensive Line
Kim Wood..... Strength

1991 HEAD COACH — SAM WYCHE
Jim Anderson..... Running Backs
Dana Bible..... Quarterbacks
Marv Braden..... Special Teams
Dick LeBeau..... Defensive Coordinator
Jim McNally..... Offensive Line
Dick Selcer..... Linebackers
Dave Shula..... Wide receivers
Mike Stock..... Tight Ends
Chuck Studley..... Defensive Line
Kim Wood..... Strength

1992 HEAD COACH — DAVE SHULA
Jim Anderson..... Running Backs
Dana Bible..... Quarterbacks
Marv Braden..... Special Teams
Mike Haluchak..... Linebackers
Bob Karmelowicz..... Defensive line
Ron Lynn..... Defensive Coordinator
Jim McNally..... Offensive Line
Ron Meeks..... Defensive Backfield
Mike Pope..... Tight Ends
Richard Williamson..... Wide Receivers
Kim Wood..... Strength

1993 HEAD COACH — DAVE SHULA
Jim Anderson..... Running Backs
Ken Anderson..... Quarterbacks
Marv Braden..... Special Teams
Mike Haluchak..... Linebackers
Bob Karmelowicz..... Defensive Line
Ron Lynn..... Defensive Coordinator
Jim McNally..... Offensive Line
Ron Meeks..... Defensive Backfield
Mike Pope..... Offensive Coordinator/Tight Ends
Richard Williamson..... Wide Receivers
Kim Wood..... Strength

1994 HEAD COACH — DAVE SHULA
Paul Alexander..... Tight Ends
Jim Anderson..... Running Backs
Ken Anderson..... Quarterbacks
Marv Braden..... Special Teams
Bruce Coslet..... Offensive Coordinator
Bobby DePaul..... Defensive Assistant
Jim McNally..... Offensive Line
Ron Meeks..... Defensive Backfield
Joe Pascale..... Linebackers
Larry Peccatiello..... Defensive Coordinator
Joe Wessel..... Defensive Line
Richard Williamson..... Wide Receivers
Kim Wood..... Strength

1995 HEAD COACH — DAVE SHULA
Paul Alexander..... Offensive Line
Jim Anderson..... Running Backs
Ken Anderson..... Quarterbacks
Bruce Coslet..... Offensive Coordinator
Bobby DePaul..... Defensive Line
John Garrett..... Offensive Assistant/Wide Receivers
Tim Krumrie..... Defensive Assistant
Ron Meeks..... Defensive Backfield
Gary Moeller..... Tight Ends
Joe Pascale..... Linebackers
Larry Peccatiello..... Defensive Coordinator
Joe Wessel..... Special Teams
Kim Wood..... Strength and Conditioning

1996 HEAD COACHES — DAVE SHULA\*
AND BRUCE COSLET\*\*
Paul Alexander..... Offensive Line
Jim Anderson..... Running Backs
Ken Anderson\*\*\*..... Quarterbacks
Bruce Coslet\*\*..... Offensive Coordinator
Bobby DePaul..... Staff Assistant
John Garrett..... Wide Receivers
Tim Krumrie..... Defensive Line
Ron Meeks..... Defensive Backfield
Gary Moeller..... Tight Ends
Joe Pascale..... Linebackers
Larry Peccatiello..... Defensive Coordinator
Joe Wessel..... Special Teams
Kim Wood..... Strength and Conditioning
\*Released after Game 7.
\*\*Was Offensive Coordinator for Game 1-7 and Head
Coach for Games 8-16.
\*\*\*Was Quarterbacks Coach for Games 1-7 and
Offensive Coordinator for Games 8-16.

1997 HEAD COACH — BRUCE COSLET
Paul Alexander..... Offensive Line
Jim Anderson..... Running Backs
Ken Anderson..... Offensive Coordinator
Louie Cioffi..... Defensive Staff Assistant
Mark Duffner..... Linebackers
John Garrett..... Offensive Staff Assistant
Ray Horton..... Defensive Backs
Tim Krumrie..... Defensive Line
Dick LeBeau..... Assistant Head Coach/
Defensive Coordinator
Al Roberts..... Special Teams
Kim Wood..... Strength and Conditioning
Bob Wylie..... Tight Ends

1998 HEAD COACH — BRUCE COSLET
Paul Alexander..... Offensive Line
Jim Anderson..... Running Backs
Ken Anderson..... Offensive Coordinator
Louie Cioffi..... Defensive Staff Assistant
Mark Duffner..... Linebackers
John Garrett..... Offensive Staff Assistant
Ray Horton..... Defensive Backs
Tim Krumrie..... Defensive Line
Dick LeBeau..... Assistant Head Coach/
Defensive Coordinator
Al Roberts..... Special Teams
Kim Wood..... Strength and Conditioning
Bob Wylie..... Tight Ends



(Year-by-year coaching staffs, cont.)

1999	
HEAD COACH — BRUCE COSLET	
Paul Alexander	..... Offensive Line
Jim Anderson	..... Running Backs
Ken Anderson	..... Offensive Coordinator
Louie Cioffi	..... Defensive Staff Assistant
Mark Duffner	..... Linebackers
Ray Horton	..... Defensive Backs
Tim Krumrie	..... Defensive Line
Dick LeBeau	..... Assistant Head Coach/ ..... Defensive Coordinator
Steve Mooshagian	..... Wide Receivers
Al Roberts	..... Special Teams
Frank Verducci	..... Tight Ends
Kim Wood	..... Strength and Conditioning

2000	
HEAD COACHES — BRUCE COSLET* AND DICK LeBEAU**	
Paul Alexander	..... Offensive Line
Jim Anderson	..... Running Backs
Ken Anderson	..... Offensive Coordinator
Louie Cioffi	..... Defensive Staff Assistant
Mark Duffner	..... Linebackers
Ray Horton	..... Defensive Backs
Tim Krumrie	..... Defensive Line
Dick LeBeau**	..... Assistant Head Coach/ ..... Defensive Coordinator
Steve Mooshagian	..... Wide Receivers
Al Roberts	..... Special Teams
Frank Verducci	..... Tight Ends
Kim Wood	..... Strength and Conditioning

*\*Resigned after Game 3.  
\*\*Was Assistant Head Coach/Defensive Coordinator for Games 1-3 and Head Coach for Games 4-16.*

2001	
HEAD COACH — DICK LeBEAU	
Paul Alexander	..... Offensive Line
Jim Anderson	..... Running Backs
Ken Anderson	..... Quarterbacks
Bob Bratkowski	..... Offensive Coordinator
Louie Cioffi	..... Defensive Assistant
Kevin Coyle	..... Cornerbacks
Mark Duffner	..... Defensive Coordinator/Linebackers
John Garrett	..... Offensive Assistant
Rodney Holman	..... Strength and Conditioning ..... Assistant
Ray Horton	..... Safeties
Tim Krumrie	..... Defensive Line
Steve Mooshagian	..... Wide Receivers
Al Roberts	..... Special Teams
Frank Verducci	..... Tight Ends
Kim Wood	..... Strength and Conditioning

2002	
HEAD COACH — DICK LeBEAU	
Paul Alexander	..... Offensive Line
Jim Anderson	..... Running Backs
Ken Anderson	..... Quarterbacks
Bob Bratkowski	..... Offensive Coordinator
Louie Cioffi	..... Defensive Assistant
Kevin Coyle	..... Cornerbacks
Mark Duffner	..... Defensive Coordinator/Linebackers
John Garrett	..... Tight Ends
Rodney Holman	..... Strength and Conditioning ..... Assistant
Tim Krumrie	..... Defensive Line
Steve Mooshagian	..... Wide Receivers
Darren Perry	..... Safeties
Al Roberts	..... Special Teams
Bob Surace	..... Offensive Assistant
Kim Wood	..... Strength and Conditioning

2003	
HEAD COACH — MARVIN LEWIS	
Paul Alexander	..... Assistant Head Coach/ ..... Offensive Line
Jim Anderson	..... Running Backs
Bob Bratkowski	..... Offensive Coordinator
Louie Cioffi	..... Assistant Defensive Backs
Kevin Coyle	..... Defensive Backs
Leslie Frazier	..... Defensive Coordinator
Jay Hayes	..... Defensive Line
Jonathan Hayes	..... Tight Ends
Ricky Hunley	..... Linebackers
Chip Morton	..... Strength and Conditioning
Kurtis Shultz	..... Assistant Strength and Conditioning
Darrin Simmons	..... Special Teams
Bob Surace	..... Offensive Assistant
Alex Wood	..... Wide Receivers
Ken Zampese	..... Quarterbacks

2004	
HEAD COACH — MARVIN LEWIS	
Paul Alexander	..... Assistant Head Coach/ ..... Offensive Line
Jim Anderson	..... Running Backs
Bob Bratkowski	..... Offensive Coordinator
Chuck Bresnahan	..... Assistant
Louie Cioffi	..... Assistant Defensive Backs
Kevin Coyle	..... Defensive Backs
Leslie Frazier	..... Defensive Coordinator
Jay Hayes	..... Defensive Line
Jonathan Hayes	..... Tight Ends
Ricky Hunley	..... Linebackers
Hue Jackson	..... Wide Receivers
Chip Morton	..... Strength and Conditioning
Ray Oliver	..... Assistant Strength and Conditioning
Darrin Simmons	..... Special Teams
Bob Surace	..... Assistant Offensive Line
Ken Zampese	..... Quarterbacks

2005	
HEAD COACH — MARVIN LEWIS	
Paul Alexander	..... Assistant Head Coach/ ..... Offensive Line
Jim Anderson	..... Running Backs
Bob Bratkowski	..... Offensive Coordinator
Chuck Bresnahan	..... Defensive Coordinator
Louie Cioffi	..... Assistant Defensive Backs
Kevin Coyle	..... Defensive Backs
Paul Guenther	..... Staff Assistant
Jay Hayes	..... Defensive Line
Jonathan Hayes	..... Tight Ends
Ricky Hunley	..... Linebackers
Hue Jackson	..... Wide Receivers
Chip Morton	..... Strength and Conditioning
Ray Oliver	..... Assistant Strength and Conditioning
Darrin Simmons	..... Special Teams
Bob Surace	..... Assistant Offensive Line
Ken Zampese	..... Quarterbacks

2006	
HEAD COACH — MARVIN LEWIS	
Paul Alexander	..... Assistant Head Coach/ ..... Offensive Line
Jim Anderson	..... Running Backs
Bob Bratkowski	..... Offensive Coordinator
Chuck Bresnahan	..... Defensive Coordinator
Louie Cioffi	..... Assistant Defensive Backs
Kevin Coyle	..... Defensive Backs
Paul Guenther	..... Assistant Special Teams/ ..... Assistant Linebackers
Jay Hayes	..... Defensive Line
Jonathan Hayes	..... Tight Ends
Ricky Hunley	..... Linebackers
Hue Jackson	..... Wide Receivers
Chip Morton	..... Strength and Conditioning
Ray Oliver	..... Assistant Strength and Conditioning
Darrin Simmons	..... Special Teams
Bob Surace	..... Assistant Offensive Line
Ken Zampese	..... Quarterbacks

2007	
HEAD COACH — MARVIN LEWIS	
Paul Alexander	..... Assistant Head Coach/ ..... Offensive Line
Jim Anderson	..... Running Backs
Bob Bratkowski	..... Offensive Coordinator
Chuck Bresnahan	..... Defensive Coordinator
Louie Cioffi	..... Assistant Defensive Backs
Kevin Coyle	..... Defensive Backs
Paul Guenther	..... Assistant Special Teams/ ..... Assistant Linebackers
Jay Hayes	..... Defensive Line
Jonathan Hayes	..... Tight Ends
Ricky Hunley	..... Linebackers
Chip Morton	..... Strength and Conditioning
Ray Oliver	..... Assistant Strength and Conditioning
Mike Sheppard	..... Wide Receivers
Darrin Simmons	..... Special Teams
Bob Surace	..... Assistant Offensive Line
Ken Zampese	..... Quarterbacks

2008	
HEAD COACH — MARVIN LEWIS	
Paul Alexander	..... Assistant Head Coach/ ..... Offensive Line
Jim Anderson	..... Running Backs
Bob Bratkowski	..... Offensive Coordinator
Louie Cioffi	..... Assistant Defensive Backs
Kevin Coyle	..... Defensive Backs
Jeff FitzGerald	..... Linebackers
Paul Guenther	..... Assistant Special Teams/ ..... Assistant Linebackers
Jay Hayes	..... Defensive Line
Jonathan Hayes	..... Tight Ends
Chip Morton	..... Strength and Conditioning
Ray Oliver	..... Associate Strength and Conditioning
Mike Sheppard	..... Wide Receivers
Darrin Simmons	..... Special Teams
Bob Surace	..... Assistant Offensive Line
Ken Zampese	..... Quarterbacks
Mike Zimmer	..... Defensive Coordinator

2009	
HEAD COACH — MARVIN LEWIS	
Paul Alexander	..... Assistant Head Coach/ ..... Offensive Line
Jim Anderson	..... Running Backs
Bob Bratkowski	..... Offensive Coordinator
Louie Cioffi	..... Assistant Defensive Backs
Kevin Coyle	..... Defensive Backs
Jeff FitzGerald	..... Linebackers
Paul Guenther	..... Assistant Special Teams/ ..... Assistant Linebackers
Jay Hayes	..... Defensive Line
Jonathan Hayes	..... Tight Ends
Chip Morton	..... Strength and Conditioning
Ray Oliver	..... Associate Strength and Conditioning
Mike Sheppard	..... Wide Receivers
Darrin Simmons	..... Special Teams
Bob Surace	..... Assistant Offensive Line
Ken Zampese	..... Quarterbacks
Mike Zimmer	..... Defensive Coordinator

2010	
HEAD COACH — MARVIN LEWIS	
Paul Alexander	..... Assistant Head Coach/ ..... Offensive Line
Jim Anderson	..... Running Backs
Bob Bratkowski	..... Offensive Coordinator
Kyle Caskey	..... Offensive Quality Control
Louie Cioffi	..... Assistant Defensive Backs
Kevin Coyle	..... Defensive Backs
Jeff FitzGerald	..... Linebackers
Jeff Friday	..... Assistant Strength and Conditioning
Paul Guenther	..... Assistant Special Teams/ ..... Assistant Linebackers
Jay Hayes	..... Defensive Line
Jonathan Hayes	..... Tight Ends
Chip Morton	..... Strength and Conditioning
Mike Sheppard	..... Wide Receivers
Darrin Simmons	..... Special Teams
Ken Zampese	..... Quarterbacks
Mike Zimmer	..... Defensive Coordinator

2011	
HEAD COACH — MARVIN LEWIS	
Paul Alexander	..... Assistant Head Coach/ ..... Offensive Line
Jim Anderson	..... Running Backs
Kyle Caskey	..... Offensive Quality Control
Kevin Coyle	..... Defensive Backs
Jeff FitzGerald	..... Linebackers
Jeff Friday	..... Assistant Strength and Conditioning
Jay Gruden	..... Offensive Coordinator
Paul Guenther	..... Assistant Defensive Backs/ ..... Assistant Special Teams
Jay Hayes	..... Defensive Line
Jonathan Hayes	..... Tight Ends
David Lippincott	..... Defensive Quality Control
Chip Morton	..... Strength and Conditioning
Darrin Simmons	..... Special Teams
James Urban	..... Wide Receivers
Ken Zampese	..... Quarterbacks
Mike Zimmer	..... Defensive Coordinator

2012	
HEAD COACH — MARVIN LEWIS	
Paul Alexander	..... Assistant Head Coach/ ..... Offensive Line
Jim Anderson	..... Running Backs
Mark Carrier	..... Defensive Backs
Kyle Caskey	..... Offensive Quality Control/ ..... Assistant Offensive Line
Brayden Coombs	..... Offensive Assistant
Jeff Friday	..... Assistant Strength and Conditioning
Jay Gruden	..... Offensive Coordinator
Paul Guenther	..... Linebackers
Jay Hayes	..... Defensive Line
Jonathan Hayes	..... Tight Ends
Hue Jackson	..... Assistant Special Teams/ ..... Assistant Defensive Backs
David Lippincott	..... Defensive Quality Control/ ..... Assistant Linebackers
Chip Morton	..... Strength and Conditioning
Darrin Simmons	..... Special Teams
James Urban	..... Wide Receivers
Ken Zampese	..... Quarterbacks
Mike Zimmer	..... Defensive Coordinator

2013	
HEAD COACH — MARVIN LEWIS	
Paul Alexander	..... Assistant Head Coach/ ..... Offensive Line
Mark Carrier	..... Defensive Backs
Kyle Caskey	..... Assistant Offensive Line/ ..... Quality Control
Brayden Coombs	..... Assistant Special Teams/ ..... Quality Control
Jeff Friday	..... Assistant Strength and Conditioning
Jay Gruden	..... Offensive Coordinator
Paul Guenther	..... Linebackers
Jay Hayes	..... Defensive Line
Jonathan Hayes	..... Tight Ends
Hue Jackson	..... Special Assistant to the Head Coach/ ..... Running Backs
David Lippincott	..... Assistant Linebackers/ ..... Quality Control
Chip Morton	..... Strength and Conditioning
Darrin Simmons	..... Special Teams Coordinator
James Urban	..... Wide Receivers
Ken Zampese	..... Quarterbacks
Adam Zimmer	..... Assistant Defensive Backs
Mike Zimmer	..... Defensive Coordinator

2014	
HEAD COACH — MARVIN LEWIS	
Paul Alexander	..... Assistant Head Coach/ ..... Offensive Line
Brian Braswell	..... Offensive Assistant/Quality Control
Matt Burke	..... Linebackers
Mark Carrier	..... Defensive Backs
Kyle Caskey	..... Running Backs
Brayden Coombs	..... Assistant Special Teams/ ..... Quality Control
Jeff Friday	..... Assistant Strength and Conditioning
Paul Guenther	..... Defensive Coordinator
Jay Hayes	..... Defensive Line
Jonathan Hayes	..... Tight Ends
Hue Jackson	..... Offensive Coordinator
Vance Joseph	..... Defensive Backs
Marcus Lewis	..... Defensive Assistant/Quality Control
David Lippincott	..... Assistant Linebackers/ ..... Quality Control
Chip Morton	..... Strength and Conditioning
Darrin Simmons	..... Special Teams Coordinator
James Urban	..... Wide Receivers
Ken Zampese	..... Quarterbacks

# PLAYER HISTORY

## ALL-TIME ROSTER

To be eligible for the all-time roster, a player must have been in uniform for at least one regular-season or postseason game, or spent a minimum of four games on the roster (including inactive status). A player who qualifies at any point under these guidelines also will be credited for seasons in which he was on a reserve list but did not play or dress for a game. Players who spend time on a reserve list but have never played or dressed for a game do not qualify for the all-time roster. The Practice Squad does not qualify.

— A —				
NO.	NAME	POS.	YRS.	COLLEGE
53	Abdullah, Khalid	LB	'03-04	Mars Hill
46	Adams, Blue	CB	'07	Cincinnati
52	Adams, Doug	LB	'71-74	Ohio State
95	Adams, Sam	DT	'06	Texas A&M
95	Adeyanju, Victor	DE	'10	Indiana
40	Alexander, Charles	HB-FB	'79-85	Louisiana State
82	Alexis, Alton	WR	'80	Tulane
25	Allen, Jason	CB	'12	Tennessee
33	Ambrose, Ashley	CB	'96-98	Mississippi Valley St.
89	Amsler, Martin	DE	'70	Evansville
92	Anderson, Jamaal	DE	'12	Arkansas
31	Anderson, Jerry	S	'77	Oklahoma
14	Anderson, Ken	QB	'71-86	Augustana (Ill.)
71	Anderson, Willie	OT	'96-07	Auburn
79	Andrews, Stacy	G-OT	'04-08	Mississippi
78	Archer, Dan	OT	'68	Oregon
33	Armour, JoJuan	S-LB	'99-02	Miami (Ohio)
61	Aronson, Doug	G	'87	San Diego State
65	Arthur, Mike	C	'91-92	Texas A&M
96	Askew, Matthias	DT	'04-05	Michigan State
97	Atkins, Geno	DT	'10-14	Georgia
51	Avery, Ken	LB	'69-74	Southern Mississippi

— B —				
NO.	NAME	POS.	YRS.	COLLEGE
85	Baccaglio, Martin	DE	'68-70	San Jose State
79	Bacon, Coy	DE	'76-77	Jackson State
10	Bahr, Chris	K	'76-79	Penn State
18	Bailey, Thomas	WR	'95	Auburn
42	Bail, Eric	FB-KOR	'89-94	UCLA
38	Banks, Estes	RB	'68	Colorado
90	Bankston, Michael	DE	'98-00	Sam Houston State
35	Barber, Chris	S	'87-89	North Carolina A&T
86	Barber, Mike	WR	'90-92	Marshall
53	Barker, Leo	LB	'84-91	New Mexico State
93	Barndt, Tom	DT	'00	Pittsburgh
38,35	Basnight, Michael	RB	'99-00	North Carolina A&T
84	Bass, Don	WR-TE	'78-81	Houston
89	Battaglia, Marco	TE	'96-01	Rutgers
31	Battle, Ralph	DB	'84	Jacksonville State
21	Bauman, Rashad	CB	'04-06	Oregon
29	Bean, Robert	CB	'00-01	Mississippi State
58	Beauchamp, Al	LB	'68-75	Southern
45	Beckett, Rogers	S	'03-04	Marshall
26	Bell, Leonard	S	'87	Indiana
40	Bell, Myron	S	'98-99	Michigan State
20	Benjamin, Ryan	RB	'93	Pacific
35	Bennett, Antoine	CB	'91-92	Florida A&M
16	Bennett, Ben	QB	'87	Duke
26	Bennett, Brandon	RB-KOR	'98-03	South Carolina
23	Bennett, Fred	CB	'10	South Carolina
32	Benson, Cedric	RB	'08-11	Texas
57	Bentley, Ray	LB	'92	Central Michigan
66	Bergey, Bill	LB	'69-73	Arkansas State
25	Bernard, Giovanni	RB	'13-14	North Carolina
82	Berry, Royce	DE	'69-75	Houston
79	Berthussen, Bill	DE	'87	Iowa State
21	Bieniemy, Eric	RB-KOR	'95-98	Colorado
24	Billups, Lewis	CB	'86-91	North Alabama
90	Bilukidi, Christo	DT	'13	Georgia State
85	Binns, Armon	WR	'12	Cincinnati
66	Blackman, Ken	G	'96-99	Illinois
37	Blackmon, Roosevelt	CB	'98-99	Morris Brown
56	Blackstock, Darryl	LB-DE	'08	Virginia
29	Blackwood, Lyle	S-PR	'73-75	Texas Christian
74	Blados, Brian	G-OT	'84-91	North Carolina
45	Blair, Michael	FB	'98	Ball State
8	Blake, Jeff	QB	'94-99	East Carolina
61	Bodine, Russell	C	'14	North Carolina
41	Body, Patrick	CB	'05	Toledo
53	Boley, Michael	LB	'13	Southern Mississippi
65	Boling, Clint	G	'11-14	Georgia
96	Booker, Vaughn	DE	'00-02	Cincinnati
32	Borders, Nate	S	'87	Indiana
61	Boyarsky, Jerry	NT	'82-85	Pittsburgh
85	Boyd, LaVell	WR	'00	Louisville
85	Braham, Dan	LB	'68	Arkansas
60	Bradley, Chuck	OT	'93	Kentucky
55	Brady, Ed	LB-LS	'86-91	Illinois
74	Braham, Rich	C-G	'94-06	West Virginia
4	Bramlet, Casey	QB	'04	Wyoming
58	Braxton, David	LB	'94	Wake Forest
3	Breech, Jim	K	'80-92	California
34	Breeden, Louis	CB	'77-87	N. Carolina Central
18	Breen, Adrian	QB	'87	Morehead State
83	Brennan, Brian	WR	'92	Boston College

60	Brennan, Mike	OT	'90-91	Notre Dame
88	Brewer, Sean	TE	'01-02	San Jose State
10	Brice, Will	P	'99	Virginia
47	Bright, Greg	S	'80-81	Morehead State
65	Brizl, Darrick	C	'94-98	Oregon State
43	Brim, Mike	CB	'93-95	Virginia Union
83	Brock, Kevin	TE	'14	Rutgers
50,55	Brooks, Ahmad	LB	'06-07	Virginia
82	Brooks, Billy	WR	'76-79	Oklahoma
27	Brooks, Greg	CB	'04-06	Southern Mississippi
21	Brooks, James	RB	'84-91	Auburn
33	Broussard, Steve	RB	'94	Washington State
75	Brown, Anthony	OT-G	'95-98	Utah
78	Brown, Bob	DT	'75-76	Arkansas AM&N
81	Brown, Eddie	WR	'85-91	Miami (Fla.)
3	Brown, Josh	K	'12	Nebraska
86	Brown, Ken	WR	'87	Southern Arkansas
80	Brown, Tom	WR	'87	Augustana (S.D.)
21	Browner, Jim	S	'79-80	Notre Dame
79	Browner, Ross	DE	'78-86	Notre Dame
72	Brumfield, Scott	G	'93-97	Brigham Young
52	Buchanan, Tim	LB	'69	Hawaii
99	Buck, Jason	DE	'87-90	Brigham Young
96	Buckner, Brentson	NT	'97	Clemson
89	Buie, Drew	WR	'72	Catawba
74	Bujnoch, Glenn	G	'76-82	Texas A&M
55	Buncom, Frank	LB	'68	Southern California
55	Burfield, Vonlaze	LB	'12-14	Arizona State
28	Burk, Scott	S	'79	Oklahoma State
33	Burkehead, Rex	RB	'13-14	Nebraska
67	Burley, Gary	DE	'75-83	Pittsburgh
38	Burns, Jason	RB	'95	Wisconsin
21	Burris, Jeff	CB	'02-03	Notre Dame
58	Bush, Blair	C	'78-82	Washington
88	Bush, Steve	TE-FB-LS	'97-00	Arizona State
36,40	Busing, John	DE	'06-08	Miami (Ohio)
27	Bussey, Barney	S-KOR	'86-92	South Carolina State

— C —				
NO.	NAME	POS.	YRS.	COLLEGE
68	Cadigan, Dave	G	'94	Southern California
87	Caldwell, Andre	WR-KOR	'08-11	Florida
50	Cameron, Glenn	LB	'75-85	Sam Houston State
17	Campbell, Jason	QB	'14	Auburn
64	Canale, Justin	G	'69	Mississippi State
34	Carey, Richard	CB	'89	Idaho
70	Carpenter, Ron	DT-DE	'70-76	North Carolina State
32	Carpenter, Ron	S	'93	Miami (Ohio)
86	Carroll, Wesley	WR	'93	Miami (Fla.)
45	Carter, Carl	CB	'90	Texas Tech
42	Carter, Chris	S	'00-01	Texas
56	Carter, Chris	LB	'14	Fresno State
32	Carter, Ki-Jana	RB	'95-99	Penn State
21	Carter, Tom	CB	'99-01	Notre Dame
11	Carter, Virgil	QB	'70-73	Brigham Young
37	Casanova, Tommy	S-PR	'72-77	Louisiana State
21	Castille, Simeon	CB	'08	Alabama
56	Catchings, Toney	LB	'87	Cincinnati
55	Chamberlin, Frank	LB	'03-'04	Boston College
72	Chambers, Kirk	OT	'10	Stanford
81	Chandler, Al	TE	'73-74	Oklahoma
24	Chapman, Clarence	CB	'80-81	Eastern Michigan
80	Charles, Orson	TE	'12-13	Georgia
83	Chatman, Antonio	WR-PR	'06-09	Cincinnati
91	Chevrier, Randy	LS	'01	McGill (Canada)
79	Chomyszak, Steve	DT-DE	'68-73	Syracuse
11	Christensen, Jeff	QB	'83	Eastern Illinois
57	Clark, Bernard	LB	'90-91	Miami (Fla.)
42,35	Clark, Boobie	FB	'73-78	Bethune-Cookman
11	Clark, Bryan	QB	'84	Michigan State
21	Clark, Rico	CB	'99	Louisville
11	Clark, Wayne	QB	'74	U.S. International
93	Clarke, Will	DE	'14	West Virginia
22	Clements, Nate	CB-S	'11-12	Ohio State
92	Clemons, Duane	DE	'03-05	California
86,46	Coats, Daniel	TE-FB	'07-10	Brigham Young
61	Coats, Tony	G	'99	Washington
24	Cobb, Marvin	S	'75-79	Southern California
89	Cobb, Mike	TE	'77	Michigan State
81	Cochart, Colin	TE	'11	South Dakota State
80	Coffman, Chase	TE	'09-10	Missouri
23	Coleman, Al	S	'69-71	Tennessee State
60	Coleman, Reggie	OT	'02	Tennessee
11	Coles, Laveranues	WR	'09	Florida State
55	Collins, Andre	LB	'95-97	Penn State
73	Collins, Anthony	OT	'08-13	Kansas
90	Collins, Gerald	LB	'95	Vanderbilt
76	Collins, Glen	DE	'82-85	Mississippi State
80	Collinsworth, Cris	WR	'81-88	Florida
38	Conley, Steve	RB	'72	Kansas
32	Conner, John	FB	'12	Kentucky
12	Cook, Greg	QB	'69-74	Cincinnati
64	Cook, Kyle	CB	'08-13	Michigan State
92	Copeland, John	DE-DT	'93-00	Alabama
81	Corbett, Jim	TE	'77-80	Pittsburgh
76	Cornish, Frank	DT	'70	Grambling
12	Cosby, Quan	WR-PR	'09-10	Texas

88	Coslet, Bruce	TE	'69-76	Pacific
6	Costello, Brad	P	'98-99	Boston University
46,29	Coltrane, Jeff	FB	'94-96	Ohio State
70	Cotton, Barney	G	'79	Nebraska
52	Cousino, Brad	LB	'75	Miami (Ohio)
4	Covington, Scott	QB	'99-01	Miami (Fla.)
10	Crabtree, Eric	WR	'69-71	Pittsburgh
34	Craig, Neal	S	'71-73	Fisk

— D —				
NO.	NAME	POS.	YRS.	COLLEGE
14	Dalton, Andy	QB	'11-14	Texas Christian
96	Davidson, Kenny	DE	'96	Louisiana State
26	Davis, Charlie	RB	'74-75	Colorado
31	Davis, Lee	CB	'85	Mississippi
21	Davis, Oliver	S	'81-82	Tennessee State
27	Davis, Ricky	S	'75	Alabama
35,25	Davis, Tony	RB-PR	'76-78	Nebraska
34	Dawson, Clifton	RB	'07	Harvard
93	DeAyala, Kiki	LB	'86-87	Texas
85	DeGraffenreid, Allen	WR	'93	Ohio State
50	DeLeon, Tom	G-C	'72-73	Ohio State
73	DeMarco, Brian	G	'99	Michigan State
21	Denard, Darqueze	CB	'14	Michigan State
63	Dennis, Guy	G	'69-72	Florida
74	Dennis, Mark	OT	'94	Illinois
56	DePaso, Tom	LB	'78	Penn State
51	Devlin, Chris	LB	'75-78	Penn State
34	Dillahunt, Ellis	S	'88	East Carolina
28	Dillon, Corey	RB	'97-03	Washington
51	DiManche, Jayson	LB	'13-14	Southern Illinois
38	Dingle, Mike	RB	'91-92	South Carolina
52,51	Dirnkil, Tom	LB	'78-83, '85	Kansas
51	Dixon, Gerald	LB	'96-97	South Carolina
29	Dixon, Rickey	DB	'88-92	Oklahoma
66	Donahue, Glenn	G	'78-79	Michigan
10	Dorsch, Travis	P-K	'02	Purdue
27	Dorsey, DeDe	RB	'07-08	Lindenwood
44	Doss, Mike	S	'08	Ohio State
76	Doughty, Mike	OT	'99-00	Notre Dame
67	Douglas, David	OT	'86-88	Tennessee
45	Douthard, Ty	RB	'97	Illinois
44	Dressler, Doug	RB	'70-74	Chico State
41	Duckett, Forey	DB	'94	Nevada-Reno
81	Dugans, Ron	WR	'00-02	Florida State
96	Dunlap, Carlos	DE	'10-14	Florida
80	Dunn, David	WR-KOR	'95-98	Fresno State
21	Dunn, Paul	RB	'70	U.S. International
29	Durko, Sandy	S	'70-72	Southern California
44	Dye, Tony	S	'12-13	UCLA
27	Dyer, Ken	S	'69-71	Arizona State

— E —				
NO.	NAME	POS.	YRS.	COLLEGE
70	Eaddy, James	NT	'87	New York Tech

53,87	Edmonds, Chris	LB-TE-FB	'01-03	West Virginia
73	Edwards, Eddie	DE-DT	'77-88	Miami (Fla.)
85	Eifert, Tyler	TE	'13-14	Notre Dame
36	Elliott, Lenvil	RB	'73-78	Northeast Missouri St.
59	Ely, Larry	LB	'70-71	Iowa
52	Elzey, Paul	LB	'68	Toledo
50	Ernstson, Bernard	LB	'68	Abilene Christian
17	Erick, Mike	QB	'73-74	Cal State-Fullerton
7	Esiason, Boomer	QB	'84-92, '97	Maryland

— F —				
NO.	NAME	POS.	YRS.	COLLEGE
31	Fain, Richard	CB	'91	Florida
62	Faine, Jeff	C	'12	Notre Dame
63	Fairchild, Greg	G	'76-77	Tulsa
68	Fanene, Jonathan	DE-DT	'05-11	Utah
33	Farley, John	RB	'84	Cal State-Sacramento
83	Farmer, Danny	WR	'00-02	UCLA
94	Fears, Willie	DE	'87	Northwestern St. (La.)
44	Fenner, Derrick	FB	'92-94	North Carolina
72	Fest, Howard	G-OT	'68-75	Texas
25	Fisher, Charles	CB	'99-00	West Virginia
11	Fitzpatrick, Ryan	QB	'07-08	Harvard
52	Flaherty, Tom	LB	'87	Northwestern
25	Fletcher, Jamar	CB	'08	Wisconsin
71	Fletcher, John	G	'87	Texas A&I
53	Flowers, Marquis	LB	'14	Arizona
95	Foley, Steve	LB	'98-02	Northeast Louisiana
67	Fontenot, Jerry	C	'04	Texas A&M
11	Ford, Mike	QB	'82	Southern Methodist
88	Foschi, J.P.	TE	'09-10	Georgia Tech
50	Francis, James	LB	'90-98	Baylor
39	Franklin, Pat	RB	'87	Southwest Texas St.
57	Frazier, Andrew	LB	'06-07	Cincinnati
43	Frazier, Curt	CB	'68	Fresno State

(Player history — all-time roster, continued)

49,58	Frazier, Guy	LB	'81-84	Wyoming
12	Frerotte, Gus	QB	'02	
97	Frier, Mike	DE	'92-94	Appalachian State
47,83	Frisch, David	TE	'93-94	Colorado State
33	Fritts, Stan	RB	'75-76	North Carolina State
33	Fulcher, David	S	'86-92	Arizona State
17	Fulhage, Scott	P	'87-88	Kansas State
42	Fuller, Mike	S-PR	'81-82	Auburn

— G —

NO.	NAME	POS.	YRS.	COLLEGE
18	Gallery, Jim	K	'89	Minnesota
48	Garrett, John	WR	'89	Princeton
89	Garrett, Shane	WR-KOR	'91-92	Texas A&M
11	Gaynor, Doug	QB	'86	Cal State-Long Beach
91	Geathers, Robert	DE-LB	'04-14	Georgia
26	Gehrke, Jack	WR	'69	Utah
89	George, Tim	WR	'73	Carson-Newman
21	Ghee, Brandon	CB	'10-13	Wake Forest
53	Ghiacuc, Eric	C	'05-08	Central Michigan
48	Gibler, Andy	TE	'83	Missouri
84	Gibson, Damon	WR-PR	'98	Iowa
99	Gibson, Oliver	DT-NT	'99-03	Notre Dame
95	Gilberry, Wallace	DE	'12-14	Alabama
30	Gilliard, Cory	S	'97	Ball State
64	Glass, Bill	G	'80	Baylor
42	Glover, LaVar	CB	'02	Cincinnati
63	Goff, Mike	G-OT-C	'98-03	Iowa
58	Gordon, Alex	LB	'91-93	Cincinnati
7	Gradkowski, Bruce	QB	'11-12	Toledo
33	Graham, Kenny	S	'70	Washington State
41	Graham, Scottie	RB	'97	Ohio State
17	Graham, Shayne	K	'03-09	Virginia Tech
24	Grant, Alan	CB	'93	Stanford
98	Grant, David	NT	'88-91	West Virginia
91	Granville, Billy	LB	'97-00	Duke
41	Graves, White	S	'68	Louisiana State
18	Green, A.J.	WR	'11-14	Georgia
41	Green, Dave	P-K	'74-75	Ohio
28	Green, Harold	RB	'90-95	South Carolina
18	Green, Skyler	WR	'07	Louisiana State
42	Green-Ellis, BenJarvis	RB	'12-13	Mississippi
84	Gresham, Jermaine	TE	'10-14	Oklahoma
45	Griffin, Archie	RB	'76-83	Ohio State
87	Griffin, Damon	WR-PR	'99-00	Oregon
22	Griffin, James	S	'83-85	Middle Tennessee St.
76	Griffin, Jim	DE	'68	Grambling
44	Griffin, Ray	CB-KOR	'78-84	Ohio State
46	Groce, Cliff	FB	'99-00	Texas A&M
28	Gullory, John	DB	'69-70	Stanford
27	Gunn, Lance	S	'93	Texas
89	Gunner, Harry	DE	'68-69	Oregon State
62	Gutierrez, Brock	C-G	'96-02	Central Michigan

— H —

NO.	NAME	POS.	YRS.	COLLEGE
45	Haddix, Wayne	CB	'91	Liberty
35	Haffner, Mike	WR	'71	UCLA
26	Hall, Cory	S	'99-02	Fresno State
29	Hall, Leon	CB	'07-14	Michigan
87	Hamilton, Cobi	WR	'14	Arkansas
88	Hamilton, Lawrence	WR	'03	Stephen F. Austin
71	Hammerstein, Mike	DE-NT	'86-90	Michigan
66	Hannula, Jim	OT	'83	Northern Illinois
45,41	Hardy, Adrian	CB	'94-95	Northwestern St. (La.)
51	Hardy, Kevin	LB	'03-04	Illinois
36	Hargrove, Jim	RB	'81	Wake Forest
57	Harmon, Ed	LB	'69	Louisville
96	Harrington, Chris	DE	'08	Texas A&M
53	Harris, Bo	LB	'75-82	Louisiana State
46	Harris, Clark	LS	'09-14	Rutgers
26	Harris, Jim	DB	'71	Howard Payne
83	Harris, M.L.	TE	'80-85	Kansas State
8	Harris, Nick	P	'01-03	California
95	Harris, Orien	DT	'08-09	Miami (Fla.)
92	Harrison, James	LB	'13	Kent State
16	Hawkins, Andrew	WR	'11-13	Toledo
27	Hawkins, Artrell	CB	'98-03	Cincinnati
72	Hawkinson, Tanner	G	'13-14	Kansas
98	Hayden, Nick	DT	'11	Wisconsin
5	Hayes, Jeff	P	'66	North Carolina
69	Headrick, Sherrill	LB	'88	Texas Christian
20	Hearst, Garrison	RB	'96	Georgia
36	Heath, Jo-Jo	DB	'80	Pittsburgh
22	Heath, Rodney	CB	'99-01	Minnesota
34	Hebert, Kyries	S	'08-09	Louisiana-Lafayette
50	Henderson, Eric	DE-LB	'07-08	Georgia Tech
15	Henry, Chris	WR	'05-09	West Virginia
38	Henson, Champ	RB	'75	Ohio State
34	Herock, Ken	TE	'68	West Virginia
22	Herring, Kim	S	'04-05	Penn State
34	Herron, Daniel	RB	'12	Ohio State
16	Hertel, Rob	QB	'78	Southern California
89	Hewitt, Ryan	H-B	'14	Stanford
56	Hibler, Mike	LB	'68	Stanford
27	Hicks, Bryan	S	'80-84	McNeese State
49	Hill, Darius	TE	'09	Ball State
19	Hill, Jeff	WR	'94-96	Purdue
32	Hill, Jeremy	RB	'14	Louisiana State
89	Hillary, Ira	WR-PR	'87-89	South Carolina

98	Hinkle, George	DE	'93	Arizona
58	Hobson, Victor	LB	'08	Michigan
52	Hodge, Abdul	LB	'08-09	Iowa
83	Holden, Steve	WR	'77	Arizona State
40	Hollifield, John	RB	'88-89	West Virginia
76	Holland, Vernon	OT	'71-79	Tennessee State
12	Hollas, Donald	QB	'91-94	Rice
82	Holman, Rodney	TE	'82-92	Tulane
16	Holt, Glenn	WR-KOR	'06-08	Kentucky
71	Horn, Rod	NT	'80-81	Nebraska
10	Horne, Greg	P	'87	Arkansas
20	Horton, Ray	CB	'83-88	Washington
84	Houshmandzadeh, T.J.	WR-PR	'01-08	Oregon State
53	Howard, Thomas	LB	'11-12	Texas-El Paso
20	Howard, Ty	CB	'99	Ohio State
71	Howe, Garry	NT	'93	Colorado
10	Huber, Kevin	P	'09-14	Cincinnati
60	Hudson, Otis	G	'11	Eastern Illinois
85	Hudson, James	WR	'96-99	Portland State
20	Hunt, Bobby	S	'68-69	Auburn
31	Hunt, Gary	DB	'87	Memphis State
72	Hunt, Ron	OT	'76-78	Oregon
99	Hunt, Margus	DE	'13-14	Southern Methodist

— I —

NO.	NAME	POS.	YRS.	COLLEGE
43	Iloka, George	S	'12-14	Boise State
92	Inglis, Tim	LB	'87-88	Toledo

— J —

NO.	NAME	POS.	YRS.	COLLEGE
23	Jackson, Bernard	S-CB-KOR	'72-76	Washington State
28	Jackson, Dexter	S	'06-08	Florida State
65	Jackson, John	OT	'00-01	Eastern Kentucky
95	Jackson, LaDairis	LB	'03-04	Oregon State
37	Jackson, Robert	S	'81-87, '89	Central Michigan
80	Jackson, Willie	WR	'98-99	Florida
80	James, Lynn	WR	'90-91	Arizona State
20,26	James, Tory	CB	'03-06	Louisiana State
30	Jauron, Dick	S	'78-81	Yale
93,53	Jeanty, Rashad	LB	'06-09	Central Florida
57	Jefferson, Kevin	LB	'94-95	Lehigh
87	Jeffries, Curtis	TE	'87	Louisville
84	Jenkins, Mike	WR	'97	Hampton
23	Jennings, Kelly	CB	'11	Miami (Fla.)
25	Jennings, Ligarius	CB	'01-02	Tennessee State
36	Jennings, Stanford	RB-KOR	'84-90	Furman
68	Jetton, Paul	C-G	'89-91	Texas
30	Johnson, Bill	RB	'85-87	Arkansas State
54	Johnson, Bob	C	'68-79	Tennessee
59	Johnson, Brandon	LB	'08-11	Louisville
85	Johnson, Chad	(changed last name to Ochocinco in 2008; was known as Ochocinco from '08-11)		
68,99	Johnson, Donnell	WR	'01-10	Oregon State
11	Johnson, Doug	QB	'06	Johnson C. Smith
19	Johnson, Doug	QB	'06	Florida
11	Johnson, Essex	RB-PR-KOR	'68-75	Grambling
39	Johnson, James	RB	'08	Kansas State
31,23	Johnson, Jeremi	FB	'03-09	Western Kentucky
29	Johnson, Jim	DB	'69	South Carolina State
55	Johnson, John	LB	'94	Clemson
8	Johnson, Josh	QB	'13	San Diego
80	Johnson, Ken	DE	'71-77	Indiana
59	Johnson, Landon	LB	'04-07	Purdue
27	Johnson, Larry	RB	'09	Penn State
11	Johnson, Lee	P-K	'88-98	Brigham Young
43	Johnson, Mark	S	'87	Western Kentucky
93	Johnson, Michael	DE-LB	'09-13	Georgia Tech
52	Johnson, Nico	LB	'14	Alabama
46	Johnson, Pete	FB	'77-83	Ohio State
50	Johnson, Riall	LB	'01-03	Stanford
32	Johnson, Rudi	RB	'01-07	Auburn
60	Johnson, T.J.	C	'14	South Carolina
99	Johnson, Tank	DT	'09-10	Washington
90	Johnson, Tim	DT	'96	Penn State
78	Johnson, Walter	DT	'77	Los Angeles State
18	Joiner, Charlie	WR	'72-75	Grambling
57	Jolitz, Evan	LB	'74	Cincinnati
24	Jones, Adam	CB-PR-KOR	'10-14	West Virginia
32	Jones, Bob	S	'73-74	Virginia Union
66	Jones, Dan	OT	'93-95	Maine
20	Jones, David	CB	'07-09	Wingate
57	Jones, Dhani	LB	'07-10	Michigan
44	Jones, Herana-Daze	S	'06-08	Indiana
76	Jones, Levi	OT	'02-08	Arizona State
82	Jones, Marvin	WR	'12-14	California
25	Jones, Rod (Roderick)	CB	'90-96	Southern Methodist
60	Jones, Rod (Rodrek)	OT-G	'96-00	Kansas
24	Jones, Roger	CB	'94-96	Tennessee State
77	Jones, Scott	OT	'89, '91	Washington
74,78	Jones, Willie Lee	DT-DE	'68, '70-71	Kansas State
83	Jordan, Kevin	WR	'96	UCLA
36	Joseph, James	RB	'95	Auburn
22	Joseph, Johnathan	CB	'06-10	South Carolina
12	Joseph, Kerry	QB	'96	McNeese State
10	Justin, Paul	QB	'98	Arizona State

— K —

NO.	NAME	POS.	YRS.	COLLEGE
34	Kaesviharn, Kevin	S-CB	'01-06	Augustana (S.D.)
62	Kalis, Todd	G	'95	Arizona State
84	Kattus, Eric	TE	'86-91	Michigan
56	Kearney, Tim	LB	'72-74	Northern Michigan

29	Keaton, Curtis	RB-KOR	'00-01	James Madison
44	Keeling, Rex	P	'68	Samford
24	Kellermann, Ernie	S	'72	Miami (Ohio)
77	Kelly, Bob	OT	'68	New Mexico State
58	Kelly, Joe	LB	'86-89	Washington
82	Kelly, Mike	TE	'70-72	Davidson
82	Kelly, Reggie	TE	'03-10	Mississippi State
98	Kelly, Todd	DE	'95-96	Tennessee
26	Kemp, Bobby	S	'81-86	Cal State-Fullerton
89	Kern, Don	TE	'84-85	Arizona State
43	Kilmer, Ethan	S	'06-08	Penn State
65	Kindricks, Bill	DT	'68	Alabama A&M
47	King, Charlie	CB	'68-69	Purdue
90	King, Emanuel	LB	'85-88	Alabama
41	King, Joe	S	'91	Oklahoma State
28	Kinnebrew, Larry	FB	'83-87	Tennessee State
55	Kirk, Randy	LB	'92-93	San Diego State
27	Kirkpatrick, Dre	CB	'12-14	Alabama
3	Kilna, Jon	QB	'01-05	Central Washington
7,15	Klingler, David	QB	'92-95	Houston
71	Koch, Pete	DT	'84	Maryland
50	Koegel, Vic	LB	'74	Ohio State
68	Kollar, Bill	DT	'74-76	Montana State
75	Kooistra, Scott	G-OT	'03-09	North Carolina State
30	Kors, R.J.	S	'93	Cal State-Long Beach
64	Kozerski, Bruce	C-G-OT	'84-95	Holy Cross
86	Kreider, Steve	WR	'79-86	Lehigh
6	Krenzel, Craig	QB	'05	Ohio State
15	Kresser, Eric	QB	'97-99	Marshall
75	Kreis, Al	OT	'75	Boston College
69	Krumrie, Tim	NT	'83-94	Wisconsin
59	Kurnick, Howie	LB	'79-80	Cincinnati

— L —

NO.	NAME	POS.	YRS.	COLLEGE
40	Lamb, Ron	RB	'68-71	South Carolina
59	Lamur, Emmanuel	LB	'12-14	Kansas State
94,58	Langford, Jevon	DE	'96-01	Oklahoma State
62	Lapham, Dave	G-C-OT	'74-83	Syracuse
19	Larson, Kyle	P	'04-08	Nebraska
83	Law, Dennis	WR-PR	'78	East Tennessee State
80	Lawrie, Nate	TE	'07-08	Yale
99	Lawson, Manny	LB	'11-12	North Carolina State
68	Lawson, Steve	G	'71-72	Kansas
55	LeClair, Jim	LB	'72-83	North Dakota
86	Lee, Donald	TE	'11	Mississippi State
58	Leeuwenburg, Jay	G-C	'99	Colorado
8	LeFevour, Dan	QB	'10	Central Michigan
40	Leonard, Brian	RB	'09-12	Rutgers
52	Levels, Dwayne	LB	'03	Oklahoma State
88	Levenseller, Mike	WR	'79-80	Washington State
15	Lewis, Dave	P-QB	'70-73	Stanford
37	Lewis-Harris, Chris	CB	'12-14	Tenn.-Chattanooga
77	Leyva, Victor	G-T	'01-03	Arizona State
75	Linn, Jack	G-OT	'93	West Virginia
88	Little, Greg	WR	'14	North Carolina
62	Livingis, Nate	G	'08-11	Louisiana State
11	Livingston, James	P-K	'68-69	Western Michigan
52	Logan, Dale	LB	'95	Memphis
29,23	Logan, Marc	RB	'87-88	Kentucky
30	Lolt, Anthonie	CB	'97	Florida
30	Luchey, Nick	(formerly Nick Williams)	'99-02, '05	Miami (Fla.)
50	Luigs, Jonathan	C	'09	Arkansas
29	Lusby, Vaughn	CB-PR	'79	Arkansas
4	Lynch, Corey	S	'08	Appalachian State
35	Lynch, James	FB	'04	Maryland

— M —

NO.	NAME	POS.	YRS.	COLLEGE
34	Mack, Tremain	S-CB-KOR	'97-00	Miami (Fla.)
77	Maddox, Bob	DE	'74	Frostburg State
47	Maddow, Steve	LB	'83-84	Michigan State
96	Mallard, Josh	DE	'08	Georgia
9	Manca, Massimo	K	'87	Penn State
44	Manning, Aaron	CB	'87	Iowa State
95	Manning, Roy	LB	'07	Michigan
58	Manos, Sam	C	'87	Marshall
44	Manuel, Marquand	S	'02-03	Florida
22	Marsh, Curtis	CB	'13	Utah State
83	Marshall, Ed	WR	'71	Cameron (Okla.)
52	Marshall, Lemar	LB	'07	Michigan State
88				

(Player history — all-time roster, continued)

86	McDaniel, John	WR	'74-77	Lincoln
69	McDonald, Clinton	DT	'10	Memphis
56	McDonald, Ricardo	LB	'92-97	Pittsburgh
85	McGee, Tim	WR-KOR	'86-92, 94-95	Tennessee
82	McGee, Tony	TE	'93-01	Michigan
56	McGhee, Kanavis	LB	'94	Colorado
59	McGill, Karmeeleyah	LB	'93	Notre Dame
66	McGlynn, Mike	G	'11	Pittsburgh
87	McInally, Pat	P-WR	'76-85	Harvard
43	McMullen, Kirk	TE	'01	Pittsburgh
10	McNeal, Reggie	WR	'06	Texas A&M
42	McVea, Warren	WR-KOR	'68	Houston
85	Meehan, Greg	WR	'87	Bowling Green
58	Megna, Marc	LB	'00	Richmond
62	Melander, Jon	G	'92	Minnesota
59	Melntree, Andrew	LB	'80	Baylor
3	Mesko, Zoltan	P	'13	Michigan
68	Middendorf, Dave	G	'68-69	Washington State
45	Miles, Jeromy	S	'10-13	Massachusetts
36	Miles, Ostell	RB	'92-93	Houston
58	Miller, Caleb	LB	'04-07	Arkansas
44	Milne, Brian	FB	'96-99	Penn State
42	Mitchell, Anthony	S	'04-06	Tuskegee
72	Mitchell, Mack	DE	'79	Houston
19	Mitchell, Scott	QB	'00-01	Utah
99	Mitz, Alonzo	DE	'91-92	Florida
52	Moch, Dontay	LB	'11-12	Nevada
93	Monds, Mario	DT	'01-02	Cincinnati
28	Montgomery, Cleo	RB-KOR-PR	'80	Abilene Christian

65	Montoya, Max	G-OT	'79-89	UCLA
60	Moore, Blake	C	'80-83	Wooster
60	Moore, Eric	OT	'94	Indiana
29	Moore, Kelvin	S	'98-99	Morgan State
60	Moore, Langston	DT	'04	South Carolina
50	Moore, Larry	G-C	'04-05	Brigham Young
65	Moore, Maully	DT	'75	Bethune-Cookman
93	Morabito, Tim	DT	'96	Boston College
21	Morgan, Melvin	CB	'76-78	Mississippi Valley St.
26	Morrison, Reece	RB	'72-73	Southwest Texas St.
73	Moyer, Ken	G-OT	'89-94	Toledo
56	Muckelroy, Rodrick	LB	'10-12	Texas
16	Muhmann, Horst	K	'69-74	(none)
78	Munoz, Anthony	OT	'80-92	Southern California
44	Murray, Rico	CB-S	'09-11	Kent State
25	Myers, Chip	WR	'69-76	Northwestern Okla.
31	Myers, Greg	S-PR	'96-99	Colorado State
96	Myers, Michael	DT	'07	Alabama
37	Myles, Reggie	CB-S	'02-05	Alabama

— N —				
NO.	NAME	POS.	YRS.	COLLEGE
57	Naves, Hannibal	LB	'05	Colorado
41	Ndukwe, Chinedum	S	'07-10	Notre Dame
41	Neal, Lorenzo	FB	'01-02	Fresno State
52	Neal, Randy	LB	'95-96	Virginia
53	Neidert, John	LB	'68	Louisville
20	Nelson, Reggie	S	'10-14	Florida
43	Nelson, Tom	S	'09-10	Illinois State
74	Newhouse, Marshall	OT	'14	Texas Christian
23	Newman, Terence	CB	'12-14	Kansas State
52	Nicholson, A.J.	LB	'06	Florida State
42	Niehoff, Rob	S	'87	Cincinnati
95	Nix, Roosevelt	DE	'92-93	Central State (Ohio)
12	Norseith, Mike	QB	'87-88	Kansas
89	Novak, Jack	TE	'75	Wisconsin
2	Nugent, Mike	K	'10-14	Ohio State

— O —				
NO.	NAME	POS.	YRS.	COLLEGE
68	Obrovac, Mike	G-OT	'81-83	Bowling Green
	Ochocinco, Chad (see Chad Johnson)			
98	Odom, Antwan	DE	'08-10	Alabama
12	O'Donnell, Neil	QB	'98	Maryland
72	O'Dwyer, Malt	G	'99-03	Northwestern
92	Ogboju, Eric	DE	'02	Maryland
96	Oglesby, Alfred	DT	'95	Houston
52	Ogletree, Craig	LB	'90	Auburn
26	Ohaletle, Ifeanyi	S	'05	Southern California
29	Oliver, Louis	S	'94	Florida
24	O'Neal, Deltha	CB	'04-07	California
26	Orlando, Bo	S	'96-97	West Virginia
4	O'Sullivan, J.T.	QB	'09	California, Davis
81	Owens, Terrell	WR	'10	Tenn.-Chattanooga

— P —				
NO.	NAME	POS.	YRS.	COLLEGE
9	Palmer, Carson	QB	'03-10	Southern California
5	Palmer, Jordan	QB	'08-10	Texas-El Paso
74	Park, Ernie	G	'69	McMurry
86	Parker, Carl	WR	'88-89	Vanderbilt
24	Parker, Sirr	CB	'00	Texas A&M
20	Parrish, Lemar	CB-PR-KOR	'70-77	Lincoln
93	Parten, Ty	DE	'93-95	Arizona
98	Patterson, Elton	DE	'03-04	Central Florida
27	Paul, Tito	CB	'97	Ohio State
64	Payne, Rod	C	'97-98	Michigan
20	Peacock, Elvis	RB	'81	Oklahoma
30	Peerman, Cedric	RB	'10-14	Virginia

94	Peko, Domata	DT	'06-14	Michigan State
9	Pelfrey, Doug	K	'93-99	Kentucky
64	Perreault, Pete	G	'68	Boston University
23,26	Perry, Chris	RB-KOR	'04-08	Michigan
31	Perry, Jason	S	'02	North Carolina State
32	Perry, Scott	CB	'76-79	Williams
88	Perry, Tab	WR-KOR	'05-07	UCLA
77	Peters, Frank	OT	'69	Ohio
56	Peterson, Ben	LB-LS	'99	Pittsburg State
53,87	Peterson, Bill	LB	'68-72	San Jose State
4	Petry, Aaron	K	'10	Ohio State
10	Philcox, Todd	QB	'90	Syracuse
30	Phillips, Jess	RB-DB	'68-72	Michigan State
59	Phillips, Ray	LB	'77-78	Nebraska
81,80	Pickens, Carl	WR-PR	'92-99	Tennessee
42	Pickering, Clay	WR	'84-85	Maine
58,97	Pillman, Brian	LB	'84	Miami (Ohio)
81	Pleasant, Marquis	WR	'87	Southern Methodist
61	Poe, Bill	G	'87	Mohrhead State
99	Pollack, David	LB	'05-07	Georgia
76	Pollak, Mike	G	'13-14	Arizona State
76	Pollard, Trent	G-OT	'94-96	Eastern Washington
35	Poole, Nathan	RB	'79-80	Louisville
13	Pope, Daniel	P	'00	Alabama
24	Pope, Geoffrey	CB	'08-09	Howard
56	Porter, Sean	LB	'13-14	Texas A&M
72,91	Powell, Carl	DE	'03-05	Louisville
9	Powell, Shawn	P	'13	Florida State
36	Pressley, Chris	FB	'10-13	Wisconsin
32	Price, Mitchell	CB-PR	'90-93	Tulane
60	Pritchard, Ron	LB	'72-77	Arizona State
68	Pureifory, Dave	DT	'78	Eastern Michigan
14	Purify, Maurice	WR	'09	Nebraska
97	Purvis, Andre	DT-DE	'97-99	North Carolina

— Q —				
NO.	NAME	POS.	YRS.	COLLEGE
89	Query, Jeff	WR	'92-95	Millikin
89	Quinn, Richard	TE	'12	North Carolina

— R —				
NO.	NAME	POS.	YRS.	COLLEGE
5	Rackers, Neil	K	'00-02	Illinois
81	Randall, Dennis	DE	'68	Oklahoma State
90	Randall, Kheeston	DT	'13	Texas
27	Randolph, Al	CB	'72	Iowa
20	Randolph, Thomas	CB	'98	Kansas State
25,26,34	Ratliff, Keiwan	CB-PR	'04-07, '09-10	Florida

61	Rayam, Tom	G	'92-93	Alabama
3	Rayner, Dave	K	'08	Michigan State
51	Razzano, Rick	LB	'80-84	Virginia Tech
52	Reasons, Gary	LB	'92	Northwestern St. (La.)
11	Reaves, John	QB	'75-78	Florida
79	Rehberg, Scott	G-OT	'00-03	Central Michigan
74	Reid, Mike	DT	'70-74	Penn State
75	Reimers, Bruce	G-OT	'84-91	Iowa State
67	Reinke, Jeff	DE	'87	Mankato State
88	Rembert, Reggie	WR	'91-93	West Virginia
57,53	Rey, Vincent	LB	'10-14	Duke
70	Rice, Andy	DT	'68-69	Texas Southern
46	Rice, Dan	RB	'87	Michigan
10	Richardson, Kyle	P	'03-04	Arkansas State
68	Richey, Tom	G-OT	'87	Kentucky
72	Ridgle, Elston	DE	'92	Nevada-Reno
87	Riggs, Jim	TE	'87-92	Clemson
66	Riley, Bob	OT	'87	Indiana
13	Riley, Ken	CB	'69-83	Florida A&M

52,64	Rimington, Dave	C	'83-87	Nebraska
55	Rivers, Keith	LB	'08-11	Southern California
30	Roberts, Terrell	CB	'03-04	Oregon State
98	Robinson, Bryan	DE-OT	'05-07	Fresno State
23	Robinson, Frank	CB	'92	Boise State
81	Robinson, Patrick	WR-PR-KOR	'93	Tennessee State
18	Robinson, Paul	RB-KOR	'68-72	Arizona
66	Robinson, Trevor	C	'12-13	Notre Dame
12	Roby, Courtney	WR	'07	Indiana
79	Rogers, Lamar	DE	'91-92	Auburn
74	Roland, Dennis	OT	'08-13	Georgia
20	Roman, Mark	CB-S	'00-03	Louisiana State
81	Roman, Nick	DE	'70-71	Ohio State
83	Romasko, Dave	TE	'87	Carroll College
94	Romer, Rich	LB	'88-89	Union (N.Y.)
57	Ross, Adrian	LB	'98-03	Colorado State
89,84	Ross, Dan	TE	'79-83, '85	Northwestern
77	Rourke, Jim	OL	'88	Boston College
3	Rowe, Jeff	QB	'07	Nevada
92	Rucker, Frostee	DE	'06-11	Southern California
95	Rucker, Keith	DT	'94-95	Ohio Wesleyan
88	Russell, Cliff	WR-KOR	'04	Utah
82	Russell, Wade	TE	'87	Taylor
51	Ruud, Tom	LB	'78-79	Nebraska

— S —				
NO.	NAME	POS.	YRS.	COLLEGE
70	Saddler, Rod	DE	'91	Texas A&M
87	Sadowski, Troy	TE	'94-96	Georgia
27	Saffold, Saint	WR	'68	San Jose State
72	St. Clair, Mike	DE	'80-82	Grambling
48	St. Louis, Brad	LS-TE	'00-09	Southwest Missouri St.

31	Sands, Robert	S	'11-12	West Virginia
65	Santucci, Dan	C	'07-09	Noire Dame
12	Sanu, Mohamed	WR	'12-14	Rutgers
11	Sanzanbacher, Dane	WR	'13-14	Ohio State
77	Sargent, Kevin	OT-G	'92-98	Eastern Washington
98	Savage, Tony	DE	'92	Washington State
23	Sawyer, Corey	CB-PR	'94-98	Florida State
22	Sawyer, Ken	S	'74	Syracuse
50	Schaffer, J.K.	LB	'13-14	Cincinnati
56	Schlegel, Anthony	LB	'07	Ohio State
89	Schoebel, Matt	TE	'02-05	Texas Christian
15	Schonert, Turk	QB	'80-85, '87-89	Stanford

10	Schroeder, Jay	QB	'93	UCLA
59	Schuh, Jeff	LB	'81-85	Minnesota
59	Schutt, Scott	LB	'87	North Dakota State
28	Scott, Bernard	RB-KOR	'09-13	Abilene Christian
37	Scott, Bill	CB	'68	Idaho
86	Scott, Darnay	WR	'94-01	San Diego State
93	Scott, Greg	DT	'04	Hampton
74	Scott, Tom	OT	'93	East Carolina
76	Scraftford, Kirk	OT	'90-92	Montana
55	Sellers, Lance	LB	'87	Boise State
35	Shade, Sam	S	'95-98	Alabama
90	Shaw, Eric	LB	'92-94	Louisiana Tech
68	Shaw, Scott	C	'98	Michigan State
39	Shaw, Sedrick	RB	'99	Iowa
30	Shelby, Willie	RB-KOR-PR	'76-77	Alabama
30	Shelling, Chris	S	'95-96	Auburn
23	Sherman, Rod	WR-K	'68	Southern California
64	Shimmers, John	G	'73-77	Xavier (Ohio)
11	Shipley, Jordan	WR	'10-11	Texas
97,90	Shirley, Jason	DT-G	'08, '10	Fresno State
59	Shumon, Ron	LB	'78	Wichita State
56	Simmons, Brian	LB	'98-06	North Carolina
96	Simmons, Clyde	DE	'98	Western Carolina
25	Simmons, John	CB-PR-KOR	'81-86	Southern Methodist
22	Simmons, Marcello	CB	'93	Southern Methodist
56	Simpkins, Ron	LB	'80-86	Michigan
89	Simpson, Jerome	WR	'08-11	Coastal Carolina
90	Sims, Pat	DT	'08-12	Auburn
84	Sims, Reggie	TE	'87	Northern Illinois
70	Skow, Jim	DE	'86-89	Nebraska
51	Skuta, Dan	LB	'09-12	Grand Valley State
45	Smiley, Tom	RB	'68	Lamar
11	Smith, Akili	QB	'99-02	Oregon
81	Smith, Alex	TE	'13-14	Stanford
71	Smith, Andre	OT	'09-14	Alabama
70	Smith, Artie	DE	'94-96	Louisiana Tech
91	Smith, Brad	LB	'93	Texas Christian
25	Smith, Daryl	CB	'87-88	North Alabama
60	Smith, Dave	OT	'88	Southern Illinois
31	Smith, Fletcher	CB-S-P	'68-71	Tennessee State
62	Smith, Gary	G	'84	Virginia Tech
76	Smith, Jeff	DE	'07	Earlham College
90	Smith, Justin	DE	'01-07	Missouri
62	Smith, Ken	G	'87	Miami (Ohio)
83	Smith, Kendal	WR	'89-90	Utah State
68	Smith, Ron	DT	'02	Lane College

66,99	Smith, Shaun	DT	'04-06, '09	South Carolina
24	Smith, Tommie	WR	'69	San Jose State
59	Spearman, Armegis	LB	'00-02	Mississippi
22	Spencer, Jimmy	CB	'96-97	Florida
51	Spikes, Takeo	LB	'98-02	Auburn
48	Spiller, Phil	S	'68	Los Angeles State
52	Sprottle, Jimmy	LB	'98-99	Arizona
83	Staley, Bill	DT	'68-69	Utah
79	Stallings, Ramondo	DE	'94-98	San Diego State
70	Steele, Glen	DT-DE	'98-03	Michigan
84	Stegall, Milt	WR-KOR	'92-94	Miami (Ohio)
65	Steinbach, Eric	G	'03-06	Iowa
69	Stepanovich, Alex	C	'07	Ohio State
75	Stevens, Jamin	OT-TE	'99-02	North Carolina A&T
61	Stephens, Reggie	C	'10	Iowa State
53	Stephens, Santo	LB	'94	Temple
95	Stevens, Larry	LB	'04-05	Michigan
86	Stewart, Tony	TE	'02-06	Penn State
75	Still, Devon	DT	'12-14	Penn State
3	Sitser, Clint	K	'10	Fresno State
15	Stofa, John	QB	'68-69	Buffalo
96,67	Stubbs, Daniel	DE	'91-93	Miami (Fla.)
23	Suggs, Shafer	S	'80	Ball State
62	Sulfsted, Alex	OT-G	'04	Miami (Ohio)
19	Sunter, Ian	K	'80	(none)
41				

(Player history — all-time roster, continued)

24	Thompson, Lamont.....	S	'02	Washington State
93	Thompson, Mike.....	NT	'98	Wisconsin
97	Thornton, John.....	DT	'03-08	West Virginia
83	Thornton, Reggie.....	WR	'93	Bowling Green
51	Thurman, Odell.....	LB	'05	Georgia
77	Tigges, Mark.....	OT	'87	Western Illinois
58,51	Tovar, Steve.....	LB	'93-97	Ohio State
51	Townsend, Brian.....	LB	'92	Michigan
25	Trent, Morgan.....	CB	'09-11	Michigan
59	Trullit, Greg.....	LS	'94-99	Penn State
84	Trumpy, Bob.....	TE-WR	'68-77	Utah
96	Tuatagaloa, Natu.....	DE	'89-91	California
53	Tumulty, Tom.....	LB	'96-99	Pittsburgh
43	Turner, Clem.....	RB	'69	Cincinnati
22	Turner, Deacon.....	RB-KOR	'78-80	San Diego State
35	Turner, Jimmy.....	CB	'83-86	UCLA
61	Tuten, Melvin.....	OT-TE	'95-96	Syracuse
84	Tweet, Rodney.....	WR	'87	South Dakota
17,83	Twynner, Gunnard.....	WR	'97	Western Illinois

— U —				
NO.	NAME	POS.	YRS.	COLLEGE
81	Utecht, Ben.....	TE	'08-09	Minnesota

— V —				
NO.	NAME	POS.	YRS.	COLLEGE
37	Vakapuna, Fui.....	FB	'09-10	Brigham Young
81	Verser, David.....	WR-KOR	'81-84	Kansas
78	Vincent, Ted.....	DT	'78	Wichita State
34	Vinson, Fernandes.....	S	'91-94	North Carolina State
11	Vitiello, Sandro.....	K	'80	Massachusetts
67	Von Oelhoffen, Kim.....	DL	'94-99	Boise State

— W —				
NO.	NAME	POS.	YRS.	COLLEGE
26	Wade, Jonathan.....	CB	'10	Tennessee
63	Wagner, Ray.....	OT	'82	Kent State
27	Walker, Bracey.....	S	'94-96	North Carolina
59	Walker, Kevin.....	LB	'88-92	Maryland
88,83	Walker, Rick.....	TE	'77-79	UCLA
91	Wallerstedt, Brett.....	LB	'94-96	Arizona State

10	Walsh, John.....	QB	'95	Brigham Young
11	Walter, Dave.....	QB	'87	Michigan Tech
63	Walter, Joe.....	OT	'85-97	Texas Tech
83	Walter, Kevin.....	WR	'03-05	Eastern Michigan
75	Walters, Stan.....	OT	'72-74	Syracuse
51	Ward, David.....	LB	'87	Southern Arkansas
88	Ware, Derek.....	TE	'95	Central State (Okla.)
16	Warren, Dewey.....	QB	'68	Tennessee
80	Warrick, Peter.....	WR-PB	'00-04	Florida State
87	Washington, Kelley.....	WR	'03-06	Tennessee
41	Washington, Sam.....	CB	'85	Mississippi Valley St.
22	Washington, Ted.....	RB	'68	San Diego State
33	Watson, Kenny.....	RB	'03-08	Penn State
40	Watson, Pete.....	RB	'72	Tufts
23	Weathersby, Dennis.....	CB	'03-04	Oregon State
77	Weaver, Emanuel.....	NT	'82-83	South Carolina
73	Webb, Richmond.....	OT	'01-02	Texas A&M
52	Webster, Nate.....	LB	'04-05	Miami (Fla.)
79	Wells, Dana.....	NT	'89	Arizona
15	Wells, Mike.....	QB	'77	Illinois
82	Westbrook, Michael.....	WR	'02	Colorado
88	Whalen, Ryan.....	WR	'11-13	Stanford
37	Wheeler, Leonard.....	CB	'92-96	Troy State
86	White, Andre.....	TE	'68	Florida A&M
51	White, Leon.....	LB	'86-91	Brigham Young
26,47	White, Marvin.....	S	'07-08, '10	Texas Christian
63	White, Mike.....	DT	'79-80	Albany State (Ga.)
39	White, Sheldon.....	CB	'93	Miami (Ohio)
83	White, Sherman.....	DE	'72-75	California
55	Whiteside, Keyon.....	LB	'03	Tennessee
75	Whitley, Wilson.....	DT	'77-82	Houston
70	Whitten, Bobby.....	OT	'81	Kansas
97	Whittington, Bernard.....	DT-DE	'01-02	Indiana
77	Whitworth, Andrew.....	OT-G	'06-14	Louisiana State
41	Wilcocks, Solomon.....	S-CB	'87-90	Colorado
4,12	Wilhelm, Erik.....	QB	'89-91, '93-97	Oregon State
64	Wilkerson, Ben.....	C	'05-06	Louisiana State
55	Wilkins, Marcus.....	LB	'04-06	Texas
99	Wilkinson, Dan.....	DT-DE	'94-97	Ohio State
94	Williams, Alfred.....	LB-DE	'91-94	Colorado
63	Williams, Bobbie.....	G	'04-11	Arkansas
31	Williams, Darryl.....	S	'92-95, '00-01	Miami (Fla.)

43	Williams, Ed.....	RB	'74-75	Langston
84	Williams, Gary.....	WR	'84	Ohio State
33	Williams, Jim.....	DB	'69	Alcorn State
40	Williams, Madiou.....	S-CB	'04-07	Maryland
6	Williams, Monk.....	WR	'68	Arkansas AM&N
Williams, Nick (changed name: see Nick Luchey)				
57	Williams, Reggie.....	LB	'76-89	Dartmouth
31	Williams, Roy.....	S	'09-10	Oklahoma
36,40	Williams, Shawn.....	S	'13-14	Georgia
87	Williams, Stepfret.....	WR	'98	Northeast Louisiana
94	Williams, Tony.....	DT	'01-04	Memphis
33	Willis, Fred.....	RB	'71-72	Boston College
27	Wilson, Gibril.....	S	'10-11	Tennessee
46	Wilson, Joe.....	RB	'73	Holy Cross
67	Wilson, Mike.....	OT-RB	'69-70	Dayton
77	Wilson, Mike.....	OT	'78-85	Georgia
35	Wilson, Quincy.....	RB	'06-07	West Virginia
55,57	Wilson, Reinard.....	LB-DE	'97-02	Florida State
32	Wilson, Stanley.....	RB	'83-84, '86, '88	Oklahoma
83	Winans, Tydus.....	WR	'96	Fresno State
73	Winston, Eric.....	OT	'14	Miami (Fla.)
60	Withycombe, Mike.....	OT	'91-92	Fresno State
30,31	Woods, Ickey.....	FB	'88-91	Nevada-Las Vegas
2	Wright, Anthony.....	QB	'06	South Carolina
49	Wright, Dana.....	RB	'87	Findlay
75	Wright, Ernie.....	OT	'68-71	Ohio State
86	Wright, James.....	WR	'14	Louisiana State
42	Wright, Lawrence.....	S	'97, '99	Florida
14	Wyche, Sam.....	QB	'68-70	Furman

— X —				
NO.	NAME	POS.	YRS.	COLLEGE
(none)				

— Y —				
NO.	NAME	POS.	YRS.	COLLEGE
84	Yeast, Craig.....	WR-PR	'99-00	Kentucky

— Z —				
NO.	NAME	POS.	YRS.	COLLEGE
91	Zander, Carl.....	LB	'85-91	Tennessee
68	Zelller, Kevin.....	G	'12-14	Wisconsin
45	Zellers, Ray.....	FB	'98	Noire Dame

PLAYER HISTORY — UNIFORM NUMBERS

This all-time uniform numbers list is organized in chronological order for each number.

Generally, this list credits a player for having ownership of a uniform number for an entire season, even if he was with the team for only part of that season. However, game-by-game breakdowns within seasons are provided if (1) a player changed his uniform number during a season, or (2) more than one player wore the same number in the same season.

Numbers in parentheses behind players' names denote other uniform numbers worn by those players during their careers with the Bengals.

No. 1	
NAME	YEARS
(never assigned)	

No. 2	
NAME	YEARS
Anthony Wright.....	2006
Mike Nugent.....	2010-14

No. 3	
NAME	YEARS
Jim Breech (10).....	1985-92
Jon Kilna.....	2001-05
Jeff Rowe.....	2007
Dave Rayner.....	2008
Clint Stitser.....	2010
Josh Brown.....	2012
Zoltan Mesko.....	2013

No. 4	
NAME	YEARS
Erik Wilhelm (12).....	1991, '93-97
Scott Covington.....	1999-2001
Casey Bramlet.....	2004
J.T. O'Sullivan.....	2009
Aaron Pettrey.....	2010

No. 5	
NAME	YEARS
Jeff Hayes.....	1986
Neil Rackers.....	2000-02
Jordan Palmer.....	2008-10
AJ McCarron.....	2014

No. 6	
NAME	YEARS
Monk Williams.....	1968
Brad Costello.....	1998-99
Shane Matthews.....	2003
Craig Krenzel.....	2005

No. 7	
NAME	YEARS
Boomer Esiason.....	1984-92
David Klingler (15).....	1993-95
Boomer Esiason.....	1997
Bruce Gradkowski.....	2011-12

No. 8	
NAME	YEARS
Jeff Blake.....	1994-99
Nick Harris.....	2001-03
Dan LeFevour.....	2010
Josh Johnson.....	2013

No. 9	
NAME	YEARS
Massimo Manca.....	1987
Doug Pelfrey.....	1993-99
Carson Palmer.....	2003-10
Shawn Powell.....	2013

No. 10	
NAME	YEARS
Eric Crabtree.....	1969-71
Chris Bahr.....	1976-79
Jim Breech (3).....	1980-84
Greg Horne.....	1987
Todd Philcox.....	1990
Jay Schroeder.....	1993
John Walsh.....	1995
Paul Justin.....	1998
Will Brice.....	1999
Travis Dorsch.....	2002
Kyle Richardson.....	2003-04
Reggie McNeal.....	2006
Marcus Maxwell.....	2007-08
Kevin Huber.....	2009-14

No. 11	
NAME	YEARS
Dale Livingston.....	1968-69
Virgil Carter.....	1970-73
Wayne Clark.....	1974
John Reaves.....	1975-78
Sandro Vitiello.....	1980
Mike Ford.....	1982
Jeff Christensen.....	1983
Bryan Clark.....	1984
Doug Gaynor.....	1986
Dave Walter.....	1987
Lee Johnson.....	1988-98
Akili Smith.....	1999-2002
Doug Johnson.....	2006
Ryan Fitzpatrick.....	2007-08
Laveranues Coles.....	2009
Jordan Shipley.....	2010-11
Dane Sanzenbacher.....	2013-14

No. 12	
NAME	YEARS
Greg Cook.....	1969-74
Jack Thompson.....	1979-82
Mike Norseth.....	1987-88
Erik Wilhelm (4).....	1989-90
Donald Hollas.....	1991-94
Kerry Joseph.....	1996
Neil O'Donnell.....	1998
Gus Frerotte.....	2002
Courtney Roby.....	2007
Quan Cosby.....	2009-10
Mohamed Sanu.....	2012-14

No. 13	
NAME	YEARS
Ken Riley.....	1969-83
Daniel Pope.....	2000

No. 14	
NAME	YEARS
Sam Wyche.....	1968-70
Ken Anderson.....	1971-86
Maurice Purify.....	2009
Andy Dalton.....	2011-14

No. 15	
NAME	YEARS
John Stofa.....	1968-69
Dave Lewis.....	1970-73
Mike Wells.....	1977
Turk Schonert.....	1980-85, '87-89
David Klingler (7).....	1992
Eric Kresser.....	1997-99
Chris Henry.....	2005-09

No. 16	
NAME	YEARS
Dewey Warren.....	1968
Horst Muhlmann.....	1969-74
Rob Hertel.....	1978
Ben Bennett.....	1987
Glenn Holt.....	2006-08
Andrew Hawkins.....	2011-13

No. 17	
NAME	YEARS
Speedy Thomas.....	1969-72
Mike Ernst.....	1973-74
Scott Fulhage.....	1987-88
Gunnard Twynner (83).....	1997 (Game 1)
Shayne Graham.....	2003-09
Jason Campbell.....	2014

No. 18	
NAME	YEARS
Paul Robinson.....	1968-71, '72 (Games 1-6)
Charlie Joiner.....	1972 (Games 7-14), '73-75
Adrian Breen.....	1987
Jim Gallery.....	1989
Thomas Bailey.....	1995
Skyler Green.....	2007
A.J. Green.....	2011-14

No. 19	
NAME	YEARS
Essex Johnson.....	1968-75
Ian Sunter.....	1980
Jeff Hill (84).....	1994, '95 (Game 1)
Scott Mitchell.....	2000-01
Kyle Larson.....	2004-08
Brandon Tate.....	2011-14

No. 20	
NAME	YEARS
Bobby Hunt.....	1968-69
Lemar Parrish.....	1970-77
Elvis Peacock.....	1981
Ray Horton.....	1983-88
Craig Taylor.....	1989-91
Garrison Hearst.....	1996
Thomas Randolph.....	1998
Ty Howard.....	1999
Mark Roman.....	2000-03
Tory James (26).....	2004-06
David Jones.....	2007-09
Reggie Nelson.....	2010-14

No. 21	
NAME	YEARS
Paul Dunn.....	1970
Melvin Morgan.....	1976-78
Jim Browner.....	1979-80
Oliver Davis.....	1981-82
James Brooks.....	1984-91
Ryan Benjamin.....	1993
Eric Bieniemy.....	1995-98
Rico Clark.....	1999 (Games 1-14)
Tom Carter.....	1999 (Games 15-16), 2000-01
Jeff Burris.....	2002-03
Rashad Bauman.....	2004-06
Simeon Castille.....	2008
Brandon Ghee.....	2010-13
Darqueze Dennard.....	2014

(Uniform numbers, continued)

No. 22

Table with 2 columns: NAME, YEARS. Includes Ted Washington (1968), Ken Sawyer (1974), Deacon Turner (1978-80), James Griffin (1983-85), Eric Thomas (1987-92), Marcello Simmons (1993), Jimmy Spencer (1996-97), Rodney Heath (1999-2001), Kim Herring (2004-05), Johnathan Joseph (2006-10), Nate Clements (2011-12), Curtis Marsh (2013).

No. 23

Table with 2 columns: NAME, YEARS. Includes Rod Sherman (1968), Al Coleman (1969-71), Bernard Jackson (1972-76), Shafer Suggs (1980), Rodney Tate (1982-83), Marc Logan (29) (1988), Frank Robinson (1992), Corey Sawyer (1994-98), Robert Bean (49) (2001), Dennis Weathersby (2003-04), Chris Perry (26) (2005-08), Jeremi Johnson (31) (2009), Fred Bennett (2010), Kelly Jennings (2011), Terence Newman (2012-14).

No. 24

Table with 2 columns: NAME, YEARS. Includes Tommie Smith (1969), Ernie Kellermann (1972), Marvin Cobb (1975-79), Clarence Chapman (1980-81), Sean Thomas (1985), Lewis Billups (1986-91), Alan Grant (1993), Roger Jones (1994-96), Ric Mathias (1998-99), Sirr Parker (2000), Lamont Thompson (2002), Deltha O'Neal (2004-07), Geoffrey Pope (2008-09), Adam Jones (2010-14).

No. 25

Table with 2 columns: NAME, YEARS. Includes Chip Myers (1969-76), Tony Davis (35) (1977-78), John Simmons (1981-86), Daryl Smith (1987-88), Rod (Roderick) Jones (1990-96), Charles Fisher (1999-2000), Ligarius Jennings (2001-02), Keiwan Ratliff (26, 34) (2004-07), Jamar Fletcher (2008), Morgan Trent (2009-11), Jason Allen (2012), Giovanni Bernard (2013-14).

No. 26

Table with 2 columns: NAME, YEARS. Includes Jack Gehrke (1969), Jim Harris (1971), Reece Morrison (1972-73), Charlie Davis (1974-75), Bobby Kemp (1981-86), Leonard Bell (1987), Bo Orlando (1996-97), Cory Hall (1999-2002), Tory James (20) (2003), Chris Perry (23) (2004), Ifeanyi Ohaletle (2005), Marvin White (47) (2007-08), Keiwan Ratliff (25, 34) (2009), Jonathan Wade (2010), Taylor Mays (2011-14).

No. 27

Table with 2 columns: NAME, YEARS. Includes Saint Saffold (1968), Ken Dyer (1969-71), Al Randolph (1972), Ricky Davis (1975), Bryan Hicks (1980-84), Barney Bussey (1986-92), Lance Gunn (1993), Bracey Walker (1994-96), Tito Paul (1997), Artrell Hawkins (1998-2003), Greg Brooks (2004-06), DeDe Dorsey (2007-08), Larry Johnson (2009), Gibril Wilson (2010-11), Dre Kirkpatrick (2012-14).

No. 28

Table with 2 columns: NAME, YEARS. Includes John Guillory (1969-70), Scott Burk (1979), Cleotha Montgomery (1980), Larry Kinnebrew (1983-87), Harold Green (1990-95), Corey Dillon (1997-2003), Dexter Jackson (2006-08), Bernard Scott (2009-13).

No. 29

Table with 2 columns: NAME, YEARS. Includes Jim Johnson (1969), Sandy Durko (1970-72), Lyle Blackwood (1973-75), Vaughn Lusby (1979), Marc Logan (23) (1987), Rickey Dixon (1988-92), Louis Oliver (1994), Jeff Cothran (46) (1996), Kelvin Moore (1998-99), Curtis Keaton (2000-01), Leon Hall (2007-14).

No. 30

Table with 2 columns: NAME, YEARS. Includes Jess Phillips (1968-72), Willie Shelby (1976-77), Dick Jauron (1978-81), Bill Johnson (1985-87), Ickey Woods (31) (1988 (Games 9-16 and playoffs), '89-91), R.J. Kors (1993), Chris Shelling (1995-96), Anthonie Lott (1997 (Games 1-7)), Cory Gilliard (1997 (Games 15-16)), Nick Luchey (formerly Nick Williams) (1999-2002), Terrell Roberts (2003-04), Nick Luchey (formerly Nick Williams) (2005), Cedric Peerman (2010-14).

No. 31

Table with 2 columns: NAME, YEARS. Includes Fletcher Smith (1968-71), Jerry Anderson (1977), Ralph Battle (1984), Lee Davis (1985), Gary Hunt (1987), Ickey Woods (30) (1988 (Games 1-8)), Richard Fain (1991), Darryl Williams (1992-95), Greg Myers (1996-99), Darryl Williams (2000-01), Jason Perry (2002), Jeremi Johnson (23) (2003-08), Roy Williams (2009-10), Robert Sands (2011-12).

No. 32

Table with 2 columns: NAME, YEARS. Includes Bob Jones (1973-74), Scott Perry (1976-79), Stanley Wilson (1983-84, '86), Nate Borders (1987), Stanley Wilson (1988), Mitchell Price (1990-92, '93 (Games 1-4)), Ron Carpenter (1993 (Games 9-16)), Ki-Jana Carter (1995-99), Rudi Johnson (2001-07), Cedric Benson (2008-11), John Conner (2012), Chris Crocker (33, 42) (2013), Jeremy Hill (2014).

No. 33

Table with 2 columns: NAME, YEARS. Includes Jim Williams (1969), Kenny Graham (1970), Fred Willis (1971-72), Stan Fritts (1975-76), John Farley (1984), David Fulcher (1986-92), Steve Broussard (1994), Ashley Ambrose (1996-98), JoJuan Armour (1999-2002), Kenny Watson (2003-08), Chris Crocker (32, 42) (2012), Rex Burkhead (2013-14).

No. 34

Table with 2 columns: NAME, YEARS. Includes Ken Herock (1968), Neal Craig (1971-73), Louis Breeden (1978-87), Ellis Dillahunt (1988), Richard Carey (1989), Fernandus Vinson (1991-94), Tremain Mack (1997-2000), Kevin Kaesviharn (2001-06), Clifton Dawson (2007), Kyries Hebert (2008-09), Keiwan Ratliff (25, 26) (2010), Daniel Herron (2012).

No. 35

Table with 2 columns: NAME, YEARS. Includes Mike Haffner (1971), Boobie Clark (42) (1973), Tony Davis (25) (1976), Nathan Poole (1979-80), Jimmy Turner (1983-86), Chris Barber (1987-89), Antoine Bennett (1991-92), Sam Shade (1995-98), Michael Basnight (38) (2000), James Lynch (2004), Quincy Wilson (2006-07).

No. 36

Table with 2 columns: NAME, YEARS. Includes Lervil Elliott (1973-78), Jo-Jo Heath (1980), Jim Hargrove (1981), Stanford Jennings (1984-90), Ostell Miles (1992-93), James Joseph (1995), Brandon Bennett (1998-2003), John Busing (40) (2006-07), Reagan Maula (2008), Chris Pressley (2010-13), Shawn Williams (40) (2014).

No. 37

Table with 2 columns: NAME, YEARS. Includes Bill Scott (1968), Tommy Casanova (1972-77), Robert Jackson (1981-87, '89), Leonard Wheeler (1992-96), Roosevelt Blackmon (1998-99), Reggie Myles (2002-05), Fui Vakapuna (2009-10), Chris Lewis-Harris (2012-14).

No. 38

Table with 2 columns: NAME, YEARS. Includes Estes Banks (1968), Steve Conley (1972), Champ Henson (1975), Mike Dingle (1991-92), Jason Burns (1995), Michael Basnight (35) (1999).

No. 39

Table with 2 columns: NAME, YEARS. Includes Pat Franklin (1987), Sheldon White (1993), Sedrick Shaw (1999), James Johnson (2008), Oterio McCaleb (2014).

No. 40

Table with 2 columns: NAME, YEARS. Includes Ron Lamb (1968-71), Pete Watson (1972), Charles Alexander (1979-85), David McCluskey (1987), John Holifield (1988-89), Myron Bell (1998-99), Madieu Williams (2004-07), John Busing (36) (2008), Brian Leonard (2009-12), Shawn Williams (36) (2013).

No. 41

Table with 2 columns: NAME, YEARS. Includes White Graves (1968), Terry Swanson (1969), Dave Green (1974-75), Sam Washington (1985), Solomon Wilcots (1987-90), Joe King (1991), Forey Duckett (1994 (Games 1-2)), Adrian Hardy (45) (1994 (Game 3)), Scottie Graham (1997), Lorenzo Neal (2001-02), Chris Edmonds (53, 87) (2003), Patrick Body (2005), Chinedum Ndukwe (2007-10).

No. 42

Table with 2 columns: NAME, YEARS. Includes Warren McVea (1968), Boobie Clark (35) (1974-78), Mike Fuller (1981-82), Clay Pickering (1984-85), Rob Niehoff (1987), Eric Ball (1989-94), Lawrence Wright (1997, '99), Chris Carter (2000-01), LaVar Glover (2002), Anthony Mitchell (2004-06), Chris Crocker (32, 33) (2008-11), BenJarvus Green-Ellis (2012-13).

No. 43

Table with 2 columns: NAME, YEARS. Includes Curt Frazier (1968), Clem Turner (1969), Ed Williams (1974-75), Mark Johnson (1987), Mike Brim (1993-95), Kirk McMullen (2001), Ethan Kilmer (2006-08), Tom Nelson (2009-10), George Iloka (2012-14).

No. 44

Table with 2 columns: NAME, YEARS. Includes Rex Keeling (1968), Doug Dressler (1970-74), Ray Griffin (1978-84), Aaron Manning (1987), Derrick Fenner (1992-94), Brian Milne (1996-99), Marquand Manuel (2002-03), Herana-Daze Jones (2006-07, '08 (Games 1-9)), Mike Doss (2008 (Games 14-16)), Rico Murray (2009-11), Tony Dye (2012-13).

No. 45

Table with 2 columns: NAME, YEARS. Includes Tom Smiley (1968), Archie Griffin (1976-83), Carl Carter (1990), Wayne Haddix (1991), Adrian Hardy (41) (1994 (Games 4-16), '95), Ty Douthard (1997), Michael Blair (1998 (Games 5-9)), Ray Zellars (1998 (Games 14-16)), Rogers Beckett (2003-04), Jeromy Miles (2010-13).

No. 46

Table with 2 columns: NAME, YEARS. Includes Joe Wilson (1973), Pete Johnson (1977-83), Dan Rice (1987), Jeff Cothran (29) (1994-95), Cliff Groce (1999-2000), Blue Adams (2007), Daniel Coats (86) (2008 (Games 9-16)), Clark Harris (2009-14).

No. 47

Table with 2 columns: NAME, YEARS. Includes Charlie King (1968-69), Greg Bright (1980-81), Steve Maidlow (1983-84), David Frisch (83) (1993), Corey Lynch (2008), Marvin White (26) (2010).

No. 48

Table with 2 columns: NAME, YEARS. Includes Phil Spiller (1968), Andy Gibling (1983), John Garrett (1989), Craig Thompson (1992-93), Brad St. Louis (2000-09).

No. 49

Table with 2 columns: NAME, YEARS. Includes Guy Frazier (58) (1981-83, '84 (Games 1-3, 5)), Dana Wright (1987), Jeff Thomason (1992-93), Robert Bean (23) (2000), Darius Hill (2009).

(Uniform numbers, continued)

No. 50

Table with 2 columns: NAME, YEARS. Lists players for uniform number 50 including Bernard Erickson, Tom DeLeone, Vic Koegel, Glenn Cameron, Dave Rimington, James Francis, Ben Peterson, Riall Johnson, Larry Moore, Ahmad Brooks, Jim Maxwell, Eric Henderson, Jonathan Luigs, and J.K. Schaffer.

\*NOTE: Maxwell and Henderson both were assigned uniform No. 50 for Games 12-16 of 2007. At the time, however, only Maxwell was on the active roster. Henderson was on the Reserve/Injured list.

No. 51

Table with 2 columns: NAME, YEARS. Lists players for uniform number 51 including Ken Avery, Chris Devlin, Tom Ruud, Rick Razzano, Tom Dinkel, Leon White, David Ward, Leon White, Brian Townsend, Steve Tovar, Gerald Dixon, Takeo Spikes, Kevin Hardy, Odell Thurman, Corey Mays, Dan Skuta, and Jayson DiManche.

No. 52

Table with 2 columns: NAME, YEARS. Lists players for uniform number 52 including John Matlock, Paul Elzey, Tim Buchanan, Doug Adams, Brad Cousino, Tom Dinkel, Dave Rimington, Tom Flaherty, Craig Ogletree, Gary Reasons, James Logan, Randy Neal, Tim Terry, Jimmy Sprotte, Dwayne Levels, Nate Webster, A.J. Nicholson, Lemar Marshall, Abdul Hodge, Dontay Moch, and Nico Johnson.

No. 53

Table with 2 columns: NAME, YEARS. Lists players for uniform number 53 including John Neidert, Bill Peterson, Bo Harris, Leo Barker, Santo Stephens, Tom Tumulty, Chris Edmonds, Khalid Abdullah, Eric Ghiaciu, Rashad Jeanty, Vincent Rey, Thomas Howard, Michael Boley, and Marquis Flowers.

No. 54\*

Table with 2 columns: NAME, YEARS. Lists player Bob Johnson.

\*NOTE: Bob Johnson's No. 54 is the Bengals' only retired uniform number.

No. 55

Table with 2 columns: NAME, YEARS. Lists players for uniform number 55 including Frank Buncom, Jim LeClair, Ed Brady, Lance Sellers, Ed Brady, Randy Kirk, John Johnson, Andre Collins, Reinard Wilson, Keyon Whiteside, Frank Chamberlin, Marcus Wilkins, Ahmad Brooks, Keith Rivers, and Vontaze Burfict.

\*NOTE: Chamberlin and Wilkins both were assigned uniform No. 55 for the entire 2004 season. At the time, however, only Wilkins was on the active roster. Chamberlin was on the Reserve/Injured list.

No. 56

Table with 2 columns: NAME, YEARS. Lists players for uniform number 56 including Mike Hibler, Tim Kearney, Tom DePaso, Ron Simpkins, Toney Catchings, Ricardo McDonald, Brian Simmons, Anthony Schlegel, Darryl Blackstock, Rodrick Muckelroy, Sean Porter, and Chris Carter.

\*NOTE: Porter and Carter both were assigned uniform No. 56 for Games 13-16 and the Wild Card Playoff of 2014. At the time, however, only Carter was on the active roster. Porter was on the Reserve/Injured list.

No. 57

Table with 2 columns: NAME, YEARS. Lists players for uniform number 57 including John Matlock, Ed Harmon, Evan Jolitz, Reggie Williams, Bernard Clark, Ray Bentley, Kevin Jefferson, Reinard Wilson, Adrian Ross, Hannibal Navies, Andre Frazier, Dhani Jones, and Vincent Rey.

No. 58

Table with 2 columns: NAME, YEARS. Lists players for uniform number 58 including Al Beauchamp, Blair Bush, Brian Pillman, Guy Frazier, Brian Pillman, Guy Frazier, Joe Kelly, Sam Manos, Joe Kelly, Alex Gordon, David Braxton, Steve Tovar, Jay Leeuwenburg, Marc Megna, Jevon Langford, Caleb Miller, Victor Hobson, Jim Maxwell, and Rey Mauuluga.

No. 59

Table with 2 columns: NAME, YEARS. Lists players for uniform number 59 including Larry Ely, Ray Phillips, Ron Shumon, Howie Kurnick, Andrew Melontree, Jeff Schuh, Scott Schutt, Kevin Walker, Karmeeleyah McGill, Greg Truitt, Armegis Spearman, Landon Johnson, Brandon Johnson, and Emmanuel Lamur.

\*NOTE: Kurnick and Melontree both were assigned uniform No. 59 for the entire 1980 season. At the time, however, only Melontree was on the active roster. Kurnick was on the Reserve/Non-Football Injury list.

No. 60

Table with 2 columns: NAME, YEARS. Lists players for uniform number 60 including Ron Pritchard, Blake Moore, Dave Smith, Mike Brennan, Mike Withycombe, Chuck Bradley, Eric Moore, Rod (Rodrek) Jones, Reggie Coleman, Langston Moore, Andrew Crummey, Otis Hudson, and T.J. Johnson.

No. 61

Table with 2 columns: NAME, YEARS. Lists players for uniform number 61 including Jerry Boyarsky, Bill Poe, Doug Aronson, Tom Rayam, Melvin Tuten, Tony Coats, Reggie Stephens, and Russell Bodine.

No. 62

Table with 2 columns: NAME, YEARS. Lists players for uniform number 62 including Dave Lapham, Gary Smith, Ken Smith, Jon Melander, Todd Kalis, Brock Gutierrez, Alex Sulsted, Nate Livings, and Jeff Faine.

No. 63

Table with 2 columns: NAME, YEARS. Lists players for uniform number 63 including Guy Dennis, Greg Fairchild, Mike White, Ray Wagner, Joe Walter, Mike Goff, and Bobbie Williams.

No. 64

Table with 2 columns: NAME, YEARS. Lists players for uniform number 64 including Pete Perreault, Justin Canale, John Shinnars, Bill Glass, Dave Rimington, Bruce Kozerski, Rod Payne, Ben Wilkerson, Kyle Cook, Bill Kindricks, Wayne McClure, Maulty Moore, Max Montoya, Mike Arthur, Darrick Brilz, John Jackson, Eric Steinbach, Dan Santucci, and Clint Boling.

No. 66

Table with 2 columns: NAME, YEARS. Lists players for uniform number 66 including Wayne McClure, Bill Bergery, Mark Donahue, Jim Hannula, Bob Riley, Dan Jones, Ken Blackman, Thatcher Szalay, Shaun Smith, Evan Mathis, Mike McGlynn, and Trevor Robinson.

No. 67

Table with 2 columns: NAME, YEARS. Lists players for uniform number 67 including Mike Wilson, Gary Burley, David Douglas, Jeff Reinke, David Douglas, Daniel Stubbs, Kimo von Oelhoffen, Jerry Fontenot, and Mike Pollak.

No. 68

Table with 2 columns: NAME, YEARS. Lists players for uniform number 68 including Dave Middendorf, Steve Lawson, Bill Kollar, Dave Purefory, Mike Obrovac, Tom Richey, Paul Jetton, Donnell Johnson, Dave Cadigan, Scott Shaw, Ron Smith, Jonathan Fanene, and Kevin Zeitler.

No. 69

Table with 2 columns: NAME, YEARS. Lists players for uniform number 69 including Sherrill Headrick, Tim Krumrie, Alex Stepanovich, and Clinton McDonald.

No. 70

Table with 2 columns: NAME, YEARS. Lists players for uniform number 70 including Andy Rice, Ron Carpenter, Barney Cotton, Bobby Whitten, Emanuel Weaver, Jim Skow, James Eaddy, Jim Skow, Rod Saddler, Artie Smith, Glen Steele, and Jason Shirley.

No. 71

Table with 2 columns: NAME, YEARS. Lists players for uniform number 71 including Rufus Mayes, Rod Horn, Pete Koch, Mike Hammerstein, John Fletcher, Mike Hammerstein, Ralph Tamm, Garry Howe, Willie Anderson, and Andre Smith.

No. 72

Table with 2 columns: NAME, YEARS. Lists players for uniform number 72 including Howard Fest, Ron Hunt, Mack Mitchell, Mike St. Clair, Skip McClendon, Keith Cupp, Skip McClendon, Elston Ridgle, Scott Brumfield, Matt O'Dwyer, Carl Powell, Kirk Chambers, and Tanner Hawkinson.

No. 73

Table with 2 columns: NAME, YEARS. Lists players for uniform number 73 including Pat Matson, Eddie Edwards, Ken Moyer, Brian DeMarco, Richmond Webb, Anthony Collins, and Eric Winston.

No. 74

Table with 2 columns: NAME, YEARS. Lists players for uniform number 74 including Willie Lee Jones, Ernie Park, Mike Reid, Glenn Bujnoch, Brian Blados, Tom Scott, Mark Dennis, Rich Braham, Dennis Roland, and Marshall Newhouse.

No. 75

Table with 2 columns: NAME, YEARS. Lists players for uniform number 75 including Ernie Wright, Stan Walters, Al Kreviss, Wilson Whitley, Bruce Reimers, Jack Linn, Anthony Brown, Jamain Stephens, Scott Kooistra, and Devon Still.

(Uniform numbers, continued)

Table with 2 columns: NAME, YEARS. Section: No. 76. Includes players like Jim Griffin, Frank Cornish, Vernon Holland, Glen Collins, Jeff Smith, Kirk Scrafford, Trent Pollard, Mike Doughty, Levi Jones.

Table with 2 columns: NAME, YEARS. Section: No. 77. Includes players like Bob Kelly, Frank Peters, Bob Maddox, Mike Wilson, Mark Tigges, Jim Rourke, Scott Jones, Kevin Sargent, Victor Leyva, Andrew Whitworth.

Table with 2 columns: NAME, YEARS. Section: No. 78. Includes players like Dan Archer, Willie Lee Jones, Lee Thomas, Bob Brown, Walter Johnson, Ted Vincent, Anthony Munoz.

Table with 2 columns: NAME, YEARS. Section: No. 79. Includes players like Steve Chomyszak, Coy Bacon, Ross Browner, Bill Berthusen, Dana Wells, Lamar Rogers, Ramondo Stallings, Scott Rehberg, Stacy Andrews, Brandon Thompson.

Table with 2 columns: NAME, YEARS. Section: No. 80. Includes players like Ken Johnson, Cris Collinsworth, Tom Brown, Lynn James, Carl Pickens, David Dunn, Willie Jackson, Peter Warrick, Nate Lawrie, Chase Coffman, Orson Charles.

Table with 2 columns: NAME, YEARS. Section: No. 81. Includes players like Dennis Randall, Nick Roman, Al Chandler, Jim Corbett, David Verser, Eddie Brown, Marquis Pleasant, Eddie Brown, Patrick Robinson, Carl Pickens, Ron Dugans, Ben Utecht, Terrell Owens, Colin Cochart, Alex Smith.

Table with 2 columns: NAME, YEARS. Section: No. 82. Includes players like Ed McCall, Royce Berry, Billy Brooks, Alton Alexis, Rodney Holman, Wade Russell, Rodney Holman, Tony McGee, Michael Westbrook, Reggie Kelly, Marvin Jones.

Table with 2 columns: NAME, YEARS. Section: No. 83. Includes players like Bill Staley, Ed Marshall, Sherman White, Steve Holden, Dennis Law, Rick Walker, M.L. Harris, Dave Romasko, Kendal Smith, Brian Brennan, Reggie Thornton, David Frisch, Tydus Winans, Kevin Jordan, Gunnard Twyner, Danny Farmer, Kevin Waller, Antonio Chatman, Kevin Brock.

Table with 2 columns: NAME, YEARS. Section: No. 84. Includes players like Bob Trumpy, Don Bass, Gary Williams, Dan Ross, Eric Kattus, Reggie Sims, Rodney Tweet, Eric Kattus, Milt Stegall, Jeff Hill, Mike Jenkins, Damon Gibson, Craig Yeast, T.J. Houshmandzadeh, Jermaine Gresham.

Table with 2 columns: NAME, YEARS. Section: No. 85. Includes players like Dan Brabham, Martin Baccaglio, Isaac Curtis, Tim McGee, Greg Meehan, Tim McGee, Allen DeGraffenreid, Tim McGee, James Hundon, LaVell Boyd, Chad Johnson, Armon Binns, Tyler Eifert.

Table with 2 columns: NAME, YEARS. Section: No. 86. Includes players like Andre White, John McDaniel, Steve Kreider, Ken Brown, Carl Parker, Mike Barber, Wesley Carroll, Darnay Scott, Tony Stewart, Daniel Coats, Donald Lee, James Wright.

Table with 2 columns: NAME, YEARS. Section: No. 87. Includes players like Bill Peterson, Mike Kelly, Pat McInally, Jim Riggs, Curtis Jeffries, Jim Riggs, Troy Sadowski, Stepfret Williams, Damon Griffin, Chris Edmonds, Kelley Washington, Andre Caldwell, Cobi Hamilton.

Table with 2 columns: NAME, YEARS. Section: No. 88. Includes players like Bruce Coslet, Rick Walker, Mike Levenseller, Mike Martin, Reggie Rember, Derek Ware, Steve Bush, Sean Brewer, Lawrence Hamilton, Cliff Russell, Tab Perry, J.P. Foschi, Ryan Whalen, Greg Little.

Table with 2 columns: NAME, YEARS. Section: No. 89. Includes players like Harry Gunner, Marlin Amsler, Drew Buie, Tim George, Jack Novak, Mike Cobb, Dan Ross, Don Kern, Ira Hillary, Shane Garrett, Jeff Query, Marco Battaglia, Matt Schobel, Jerome Simpson, Richard Quinn, Ryan Hewitt.

\*NOTE: Garrett and Query both were assigned uniform No. 89 for Games 5-16 of 1992. At the time, however, only Query was on the active roster. Garrett was on the Reserve/Injured list.

Table with 2 columns: NAME, YEARS. Section: No. 90. Includes players like Emanuel King, Eric Shaw, Gerald Collins, Tim Johnson, Michael Bankston, Justin Smith, Pat Sims, Kheeston Randall, Christo Bitukidi.

Table with 2 columns: NAME, YEARS. Section: No. 91. Includes players like Carl Zander, Brad Smith, Brett Wallerstedt, Billy Granville, Randy Chevrier, Carl Powell, Robert Geathers.

Table with 2 columns: NAME, YEARS. Section: No. 92. Includes players like Tim Inglis, John Copeland, Eric Ogbogu, Duane Clemons, Frostee Rucker, Jamaal Anderson, James Harrison.

Table with 2 columns: NAME, YEARS. Section: No. 93. Includes players like Kiki DeAyala, Ty Parten, Tim Morabito, Mike Thompson, Tom Barndt, Mario Mondt, Greg Scott, Rashad Jeanty, Michael Johnson, Will Clarke.

Table with 2 columns: NAME, YEARS. Section: No. 94. Includes players like Rich Romer, Alfred Williams, Jevon Langford, Tony Williams, Domata Peko.

Table with 2 columns: NAME, YEARS. Section: No. 95. Includes players like Roosevelt Nix, Keith Rucker, Steve Foley, LaDairis Jackson, Larry Stevens, Sam Adams, Roy Manning, Orien Harris, Victor Adeyanju, Wallace Gilberry.

\*NOTE: Jackson and Stevens both were assigned uniform No. 95 for Games 8-16 of 2004. At the time, however, only Stevens was on the active roster. Jackson was on the Reserve/Injured list.

Table with 2 columns: NAME, YEARS. Section: No. 96. Includes players like Willie Fears, Curtis Maxey, Natu Tuatagaloa, Daniel Stubbs, Kanavis McGhee, Alfred Oglesby, Kenny Davidson, Brentson Buckner, Clyde Simmons, Vaughn Booker, Matthias Askew, Michael Myers, Josh Mallard, Chris Harrington, Shaun Smith, Carlos Dunlap.

Table with 2 columns: NAME, YEARS. Section: No. 97. Includes players like Brian Pillman, Mike Frier, Andre Purvis, Bernard Whittington, John Thornton, Geno Atkins.

Table with 2 columns: NAME, YEARS. Section: No. 98. Includes players like David Grant, Tony Savage, George Hinkle, Todd Kelly, Canute Curtis, Elton Patterson, Terrance Martin, Bryan Robinson, Antwan Odom, Nick Hayden, Brandon Thompson.

Table with 2 columns: NAME, YEARS. Section: No. 99. Includes players like Jason Buck, Alonzo Mitz, Donnell Johnson, Dan Wilkinson, Oliver Gibson, Shaun Smith, David Pollack, Jason Shirley, Tank Johnson, Manny Lawson, Margus Hunt.



PLAYER HISTORY — DRAFTS

Table for 1968 draft: Columns include RD., PLAYER, POS., COLLEGE, and SEL. #. Lists 17 players from Bob Johnson to James Smith.

Table for 1969 draft: Columns include RD., PLAYER, POS., COLLEGE, and SEL. #. Lists 17 players from Greg Cook to Terry Story.

Table for 1970 draft: Columns include RD., PLAYER, POS., COLLEGE, and SEL. #. Lists 17 players from Mike Reid to Richard Lee Smith.

Table for 1971 draft: Columns include RD., PLAYER, POS., COLLEGE, and SEL. #. Lists 17 players from Vernon Holland to Sam Pearson.

Table for 1972 draft: Columns include RD., PLAYER, POS., COLLEGE, and SEL. #. Lists 17 players from Sherman White to Dave Green.

Table for 1973 draft: Columns include RD., PLAYER, POS., COLLEGE, and SEL. #. Lists 17 players from Isaac Curtis to Wayne Estabrook.

Table for 1974 draft: Columns include RD., PLAYER, POS., COLLEGE, and SEL. #. Lists 17 players from Bill Kollar to Jim Smith.

Table for 1975 draft: Columns include RD., PLAYER, POS., COLLEGE, and SEL. #. Lists 17 players from Glenn Cameron to Elvin Charity.

Table for 1976 draft: Columns include RD., PLAYER, POS., COLLEGE, and SEL. #. Lists 17 players from Billy Brooks to Scott Dannelley.

Table for 1977 draft: Columns include RD., PLAYER, POS., COLLEGE, and SEL. #. Lists 12 players from Eddie Edwards to Alex Percival.

Table for 1978 draft: Columns include RD., PLAYER, POS., COLLEGE, and SEL. #. Lists 12 players from Ross Browner to Kim Featsent.

(Player history — drafts, continued)

1979				
RD.	PLAYER	POS.	COLLEGE	SEL. #
1a	Jack Thompson	QB	Washington State	3
1b	Charles Alexander	RB	Louisiana State	*12
2	Dan Ross	TE	Northeastern	30
3	Barney Cotton	G	Nebraska	59
4a	James White	DT	Albany State	84
4b	Vaughn Lusby	CB	Arkansas	91
5	Casey Merrill	DE	California, Davis	113
6	Steve Kreider	WR	Lehigh	139
7	Max Montoya	T	UCLA	168
8	Howie Kurnick	LB	Cincinnati	194
9	Scott Burk	S	Oklahoma State	223
10	Nathan Poole	RB	Louisville	250
11	Ken Bungarda	DE	Missouri	278
12	Jim Browner	S	Notre Dame	304

\*NOTE: Cincinnati traded CB Lemar Parrish and DE Coy Bacon to Washington on June 26, 1978 for the Redskins' first-round pick in '79 (which ended up being No. 12 overall).

1980				
RD.	PLAYER	POS.	COLLEGE	SEL. #
1	Anthony Munoz	T	Southern California	3
2	Kirby Criswell	LB	Kansas	31
3	Rod Horn	DL	Nebraska	59
4	Bill Glass	G	Baylor	86
5	Bryan Hicks	S	McNeese State	113
6a	Jo Jo Heath	KR/DB	Pittsburgh	141
6b	Andrew Melontree	LB	Baylor	159
7a	Ron Simpkins	LB	Michigan	167
7b	Gary Don Johnson	DT	Baylor	168
8	Mark Lyles	RB	Florida State	196
9	Greg Bright	S	Morehead State	224
10	Sandro Vitiello	K	Massachusetts	252
11	Alton Alexis	WR	Tulane	281
12	Mike Wright	QB	Vanderbilt	308

1981				
RD.	PLAYER	POS.	COLLEGE	SEL. #
1	David Verser	WR	Kansas	10
2	Cris Collinsworth	WR	Florida	37
3	John Simmons	CB	Southern Methodist	64
4	Guy Frazier	LB	Wyoming	93
5	Benjie Pryor	TE	Pittsburgh	120
6	Rex Robinson	PK	Georgia	146
7	Jeff Schuh	LB	Minnesota	176
8	Bobby Kemp	S	Cal State-Fullerton	202
9a	Jim Hannula	OL	Northern Illinois	229
9b	Samoa Samoa	RB	Washington State	230
10	Hubert Simpson	RB	Tennessee	258
11	Robert Jackson	S	Central Michigan	285
12	Mark O'Connell	QB/K	Ball State	312

1982				
RD.	PLAYER	POS.	COLLEGE	SEL. #
1	Glen Collins	DE	Mississippi State	26
2	Emanuel Weaver	NT	South Carolina	54
3	Rodney Holman	TE	Tulane	82
4	Rodney Tate	RB	Texas	110
5	Paul Sorensen	DB	Washington State	138
6	Arthur King	NT	Grambling	166
7	Ben Needham	LB	Michigan	194
8	Kari Yli-Renko	T	Cincinnati	222
9	James Bennett	WR	Northwestern State (La.)	250
10	Larry Hogue	CB	Utah State	278
11	Russell Davis	RB	Idaho	305
12	Dan Feraday	QB	Toronto	333

1983				
RD.	PLAYER	POS.	COLLEGE	SEL. #
1	Dave Rimington	C	Nebraska	25
2	Ray Horton	CB	Washington	53
3	Jimmy Turner	CB	UCLA	81
4	Steve Maidlow	LB	Michigan State	109
5	Jeff Christensen	QB	Eastern Illinois	137
6a	Kiki DeAyala	LB	Texas	152
6b	Larry Kinnebrew	RB	Tennessee State	165
7	James Griffin	S	Middle Tennessee State	193
8	Mike Martin	WR	Illinois	221
9	Stanley Wilson	RB	Oklahoma	248
10	Tim Krumrie	NT	Wisconsin	276
11	Gary Williams	WR	Ohio State	304
12	Andre Young	LB	Bowling Green	332

1984				
RD.	PLAYER	POS.	COLLEGE	SEL. #
1a	Ricky Hunley	LB	Arizona	7
1b	Pete Koch	DE	Maryland	*16
1c	Brian Blados	OL	North Carolina	*28
2	Boomer Esiason	QB	Maryland	38
3	Stanford Jennings	RB	Furman	65
4	John Farley	RB	Cal State-Sacramento	92
5	Barney Bussey	DB	South Carolina State	119
6	Don Kern	TE	Arizona State	150
7	Leo Barker	LB	New Mexico State	177
8	Bruce Reimers	T	Iowa State	204
9	Bruce Kozerski	OL	Holy Cross	231
10a	Aaron Jackson	LB	North Carolina	262
10b	Brent Ziegler	RB	Syracuse	265
11	Steve McKeaver	RB	Central State (Okla.)	289
12	Steve Racquet	LB	Holy Cross	316

\*NOTE: Cincinnati traded No. 1 selection to New England for the Nos. 16 and 28 picks. Cincinnati had obtained the No. 1 pick from a 1983 trade of QB Jack Thompson to Tampa Bay.

1985				
RD.	PLAYER	POS.	COLLEGE	SEL. #
1a	Eddie Brown	WR	Miami (Fla.)	13
1b	Emanuel King	LB	Alabama	25
2	Carl Zander	LB	Tennessee	43
3	Sean Thomas	CB	Texas Christian	70
4	Anthony Tuggle	CB	Nicholls State	97
5a	Tony Degrate	NT	Texas	127
5b	Lee Davis	CB	Mississippi	129
6a	Eric Stokes	T	Northeastern	148
6b	Keith Lester	TE	Murray State	154
7a	Kim Locklin	RB	New Mexico State	172
7b	Joe Walter	T	Texas Tech	181
8	Dave Strobel	LB	Iowa	211
9	Keith Cruise	DE	Northwestern	238
10	Bernard King	LB	Syracuse	265
11	Harold Stanfield	TE	Mississippi College	296
12	Louis Garza	T	New Mexico State	322

1986				
RD.	PLAYER	POS.	COLLEGE	SEL. #
1a	Joe Kelly	LB	Washington	11
1b	Tim McGee	WR	Tennessee	21
2	Lewis Billups	CB	North Alabama	38
3a	Jim Skow	DE	Nebraska	58
3b	Mike Hammerstein	DE	Michigan	65
3c	David Fulcher	S	Arizona State	78
4a	Eric Kattus	TE	Michigan	91
4b	Doug Gaynor	QB	Cal State-Long Beach	99
5	Leon White	LB	Brigham Young	123
6	Gary Hunt	CB	Memphis State	152
7	Pat Franklin	RB	Southwest Texas State	177
8	David Douglas	T	Tennessee	204
9	Cary Whittingham	LB	Brigham Young	230
10	Jeff Shaw	NT	Salem College	262
11a	Tim Stone	T	Kansas State	289
11b	Tom Flaherty	LB	Northwestern	294
12	Steve Bradley	QB	Indiana	316

1987				
RD.	PLAYER	POS.	COLLEGE	SEL. #
1	Jason Buck	DE	Brigham Young	17
2	Eric Thomas	CB	Tulane	49
3a	Leonard Bell	FS	Indiana	76
3b	Skip McClendon	DE	Arizona State	77
4	Jim Riggs	TE	Clemson	103
5a	Marc Logan	RB	Kentucky	130
5b	Greg Horne	P/PK	Kansas	139
6	Sonny Gordon	FS	Ohio State	157
7	Chris Thatcher	G/C	Lafayette	188
8	Solomon Wilcots	CB	Colorado	215
9	Craig Raddatz	LB	Wisconsin	242
10	David McCluskey	RB	Georgia	269
11	Jim Wame	T	Arizona State	296
12	John Hollifield	RB	West Virginia	328

1988				
RD.	PLAYER	POS.	COLLEGE	SEL. #
1	Rickey Dixon	CB	Oklahoma	5
2	Elbert "Ickey" Woods	RB	Nevada-Las Vegas	31
3	Kevin Walker	LB	Maryland	57
4	David Grant	NT	West Virginia	84
5	Herb Wester	T	Iowa	114
6	Paul Jetton	OL	Texas	141
7	Rich Romer	LB	Union (N.Y.)	168
8	Curtis Maxey	NT	Grambling	195
9	Brandy Wells	DB	Notre Dame	226
10	Ellis Dillahunt	DB	East Carolina	253
11	Paul Hickert	K	Murray State	280
12	Carl Parker	WR	Vanderbilt	307

1989				
RD.	PLAYER	POS.	COLLEGE	SEL. #
1	(none)			
2a	Eric Ball	RB	UCLA	*35
2b	Freddie Childress	G	Arkansas	55
3	Erik Wilhelm	QB	Oregon State	83
4a	Kerry Owens	LB	Arkansas	*89
4b	Rob Woods	T	Arizona	111
5	Natu Tuatagaloa	NT	California	138
6	Craig Taylor	RB	West Virginia	166
7	Kendal Smith	WR	Utah State	194
8	Chris Chenault	LB	Kentucky	222
9	Richard Stephens	T	Tulsa	250
10a	Cornell Holloway	CB	Pittsburgh	256
10b	Bob Jean	QB	New Hampshire	278
11	Dana Wells	NT	Arizona	306
12	Scott Jones	T	Washington	334

\*NOTE: Cincinnati traded the No. 27 selection to Atlanta for the Nos. 35, 89 and 256 picks.

1990				
RD.	PLAYER	POS.	COLLEGE	SEL. #
1	James Francis	LB	Baylor	12
2	Harold Green	RB	South Carolina	38
3	Bernard Clark	LB	Miami (Fla.)	65
4	Mike Brennan	T	Notre Dame	91
5	Lynn James	WR	Arizona State	122
6	Don Odegar	CB	Nevada-Las Vegas	150
7	Craig Ogletree	LB	Auburn	177
8	Doug Welsandt	TE	Washington State	204
9	Mitchell Price	CB	Tulane	234
10	Eric Crigler	T	Murray State	261
11	Tim O'Connor	T	Virginia	288
12	Andre Riley	WR	Washington	314

1991				
RD.	PLAYER	POS.	COLLEGE	SEL. #
1	Alfred Williams	LB	Colorado	18
2	Lamar Rogers	DE	Auburn	52
3	Bob Dahl	DE	Notre Dame	72
4a	Donald Hollas	QB	Rice	99
4b	Rob Carpenter	WR	Syracuse	109
5	Mike Arthur	C	Texas A&M	130
6	Richard Fain	CB	Florida	157
7	Fernandus Vinson	S	North Carolina State	184
8	Mike Dingle	RB	South Carolina	211
9	Shane Garrett	WR	Texas A&M	241
10	Jim Lavin	G/T	Georgia Tech	263
11	Chris Smith	TE	Brigham Young	295
12	Antoine Bennett	CB	Florida A&M	322

1992				
RD.	PLAYER	POS.	COLLEGE	SEL. #
1a	David Klingler	QB	Houston	*6
1b	Darryl Williams	S	Miami (Fla.)	*28
2	Carl Pickens	WR	Tennessee	31
3	Leonard Wheeler	CB	Troy State	84
4	Ricardo McDonald	LB	Pittsburgh	88
5	Craig Thompson	TE	North Carolina A&T	115
6	Chris Burns	DE	Middle Tennessee State	142
7	Lance Olberding	T	Iowa	172
8	Roosevelt Nix	DE	Central State (Ohio)	199
9	Ostell Miles	RB	Houston	226
10	Horace Smith	CB	Oregon Tech	256
11	John Earle	OL	Western Illinois	283
12	Eric Shaw	LB	Louisiana Tech	310

\*NOTE: Cincinnati traded the No. 5 selection to Washington for the No. 6 and No. 28 picks.

1993				
RD.	PLAYER	POS.	COLLEGE	SEL. #
1	John Copeland	DE	Alabama	5
2	Tony McGee	TE	Michigan	37
3a	Steve Tovar	LB	Ohio State	59
3b	Ty Parten	DT	Arizona	63
4	Marcello Simmons	CB	Southern Methodist	90
5	Forey Duckett	CB	Nevada-Reno	117
6	Tom Scott	T	East Carolina	148
7	Lance Gunn	S	Texas	175
8	Doug Pelfrey	K	Kentucky	202

1994				
RD.	PLAYER	POS.	COLLEGE	SEL. #
1	Dan Wilkinson	DT	Ohio State	1
2	Darnay Scott	WR	San Diego State	30
3a	Jeff Coltran	FB	Ohio State	66
3b	Steve Shine	LB	Northwestern	86
4	Corey Sawyer	CB	Florida State	104
5	Trent Pollard	T	Eastern Washington	132
6a	Kimo von Oelhoffen	DT	Boise State	162
6b	Jerry Reynolds	T	Nevada-Las Vegas	184
7	Ramondo Stallings	DE	San Diego State	195

(Player history — drafts, continued)

1995

Table with 4 columns: RD., PLAYER, POS., COLLEGE, SEL. #. Rows include Ki-Jana Carter (RB, Penn State), Melvin Tuten (T, Syracuse), Sam Shade (S, Alabama), David Dunn (WR, Fresno State), Ryan Grigson (T, Purdue), John Walsh (QB, Brigham Young).

\*NOTE: Cincinnati traded the No. 5 and No. 36 selections to Carolina for the No. 1 pick.

1996

Table with 4 columns: RD., PLAYER, POS., COLLEGE, SEL. #. Rows include Willie Anderson (T, Auburn), Marco Battaglia (TE, Rutgers), Ken Blackman (G/T, Illinois), Jevon Langford (DE, Oklahoma State), Greg Myers (S, Colorado State), Tom Tumulty (LB, Pittsburgh), Rod Jones (LB, Kansas).

1997

Table with 4 columns: RD., PLAYER, POS., COLLEGE, SEL. #. Rows include Reinard Wilson (LB, Florida State), Corey Dillon (RB, Washington), Rod Payne (C, Michigan), Tremain Mack (S, Miami (Fla.)), Andre Purvis (NT, North Carolina), Canute Curtis (LB, West Virginia), William Carr (NT, Michigan).

1998

Table with 4 columns: RD., PLAYER, POS., COLLEGE, SEL. #. Rows include Takeo Spikes (LB, Auburn), Brian Simmons (LB, North Carolina), Artrell Hawkins (CB, Cincinnati), Steve Foley (LB, Northeast Louisiana), Mike Goff (G, Iowa), Glen Steele (DL, Michigan), Jason Tucker (WR, Texas Christian), Marcus Parker (FB, Virginia Tech), Damian Vaughn (TE, Miami (Ohio)).

\*NOTE: Cincinnati traded DE Dan Wilkinson to Washington for the No. 17 and No. 78 picks, and traded the No. 135 pick to Indianapolis for QB Paul Justin.

1999

Table with 4 columns: RD., PLAYER, POS., COLLEGE, SEL. #. Rows include Akili Smith (QB, Oregon), Charles Fisher (CB, West Virginia), Cory Hall (S, Fresno State), Craig Yeast (WR, Kentucky), Nick Luchey (FB, Miami (Fla.)), Kelly Gregg (NT, Oklahoma), Tony Coats (G, Washington), Scott Covington (QB, Miami (Fla.)), Donald Broomfield (DE, Clemson).

2000

Table with 4 columns: RD., PLAYER, POS., COLLEGE, SEL. #. Rows include Peter Warrick (WR, Florida State), Mark Roman (CB, Louisiana State), Ron Dugans (WR, Florida State), Curtis Keaton (HB, James Madison), Robert Bean (CB, Mississippi State), Neil Rackers (K, Illinois), Brad St. Louis (TE-LS, Southwest Missouri State).

2001

Table with 4 columns: RD., PLAYER, POS., COLLEGE, SEL. #. Rows include Justin Smith (DE, Missouri), Chad Johnson (WR, Oregon State), Sean Brewer (TE, San Jose State), Rudi Johnson (HB, Auburn), Victor Leyva (G, Arizona State), Riall Johnson (LB, Stanford), T.J. Houshmandzadeh (WR, Oregon State).

2002

Table with 4 columns: RD., PLAYER, POS., COLLEGE, SEL. #. Rows include Levi Jones (OT, Arizona State), Lamont Thompson (FS, Washington State), Matt Schobel (TE, Texas Christian), Travis Dorsch (K-P, Purdue), Marquand Manuel (FS, Florida), Joey Evans (DE, North Carolina).

\*NOTE: Cincinnati traded the No. 73 and No. 145 picks to Carolina for the No. 67 pick.

2003

Table with 4 columns: RD., PLAYER, POS., COLLEGE, SEL. #. Rows include Carson Palmer (QB, Southern California), Eric Steinbach (G, Iowa), Kelley Washington (WR, Tennessee), Dennis Weathersby (CB, Oregon State), Jeremi Johnson (FB, Western Kentucky), Khalid Abdullah (OLB, Mars Hill), Langston Moore (DT, South Carolina), Scott Koostira (OT, North Carolina State), Elton Patterson (DE, Central Florida).

2004

Table with 4 columns: RD., PLAYER, POS., COLLEGE, SEL. #. Rows include Chris Perry (HB, Michigan), Keiwan Ratliff (CB, Florida), Madieu Williams (FS, Maryland), Caleb Miller (MLB, Arkansas), Landon Johnson (OLB, Purdue), Mathias Askew (DT, Michigan State), Robert Geathers (DE, Georgia), Stacy Andrews (OT, Mississippi), Maurice Mann (WR, Nevada), Greg Brooks (CB, Southern Mississippi), Casey Bramlet (QB, Wyoming).

\*NOTE: Cincinnati traded the No. 17 pick to Denver for CB Delltha O'Neal and the No. 24 and No. 117 selections; Cincinnati later traded the No. 24 pick to St. Louis for the No. 26 and No. 123 choices. Cincinnati also traded HB Corey Dillon to New England for the No. 56 pick.

2005

Table with 4 columns: RD., PLAYER, POS., COLLEGE, SEL. #. Rows include David Pollack (LB, Georgia), Odell Thurman (LB, Georgia), Chris Henry (WR, West Virginia), Eric Ghiaciu (C, Central Michigan), Adam Kieft (OT, Central Michigan), Tab Perry (WR, UCLA), Jonathan Fanene (DE, Utah).

2006

Table with 4 columns: RD., PLAYER, POS., COLLEGE, SEL. #. Rows include Johnathan Joseph (CB, South Carolina), Andrew Whitworth (OL, Louisiana State), Frostee Rucker (DE, Southern California), Domata Peko (DT, Michigan State), A.J. Nicholson (LB, Florida State), Reggie McNeal (WR, Texas A&M), Ethan Kilmer (S, Penn State), Bennie Brazell (WR, Louisiana State), Ahmad Brooks (LB, Virginia).

\*NOTE: Selected in third round of NFL Supplemental Draft

2007

Table with 4 columns: RD., PLAYER, POS., COLLEGE, SEL. #. Rows include Leon Hall (CB, Michigan), Kenny Irons (HB, Auburn), Marvin White (S, Texas Christian), Jeff Rowe (QB, Nevada), Matt Toeaina (DT, Oregon), Dan Santucci (C, Notre Dame), Chinedum Ndukwe (S, Notre Dame).

2008

Table with 4 columns: RD., PLAYER, POS., COLLEGE, SEL. #. Rows include Keith Rivers (LB, Southern California), Jerome Simpson (WR, Coastal Carolina), Pat Sims (DT, Auburn), Andre Caldwell (WR, Florida), Anthony Collins (OT, Kansas), Jason Shirley (DT, Fresno State), Corey Lynch (S, Appalachian State), Matt Sherry (TE, Villanova), Angelo Craig (DE, Cincinnati), Mario Urrutia (WR, Louisville).

2009

Table with 4 columns: RD., PLAYER, POS., COLLEGE, SEL. #. Rows include Andre Smith (OT, Alabama), Rey Maualuga (LB, Southern California), Michael Johnson (DE, Georgia Tech), Chase Coffman (TE, Missouri), Jonathan Luigs (C, Arkansas), Kevin Huber (P, Cincinnati), Morgan Trent (CB, Michigan), Bernard Scott (HB, Abilene Christian), Fui Vakapuna (FB, Brigham Young), Clinton McDonald (DT, Memphis), Freddie Brown (WR, Utah).

2010

Table with 4 columns: RD., PLAYER, POS., COLLEGE, SEL. #. Rows include Jermaine Gresham (TE, Oklahoma), Carlos Dunlap (DE, Florida), Jordan Shipley (WR, Texas), Brandon Ghee (CB, Wake Forest), Geno Atkins (DT, Georgia), Rodrick Muckelroy (LB, Texas), Otis Hudson (G, Eastern Illinois), Dezmon Briscoe (WR, Kansas), Reggie Stephens (C, Iowa State).

2011

Table with 4 columns: RD., PLAYER, POS., COLLEGE, SEL. #. Rows include A.J. Green (WR, Georgia), Andy Dalton (QB, Texas Christian), Dontay Moch (LB, Nevada), Clint Boling (G, Georgia), Robert Sands (S, West Virginia), Ryan Whalen (WR, Stanford), Corey Lindsey (CB, Southern Illinois), Jay Finley (HB, Baylor).

2012

Table with 4 columns: RD., PLAYER, POS., COLLEGE, SEL. #. Rows include Dre Kirkpatrick (CB, Alabama), Kevin Zeitler (G, Wisconsin), Devon Still (DT, Penn State), Mohamed Sanu (WR, Rutgers), Brandon Thompson (DT, Clemson), Orson Charles (TE, Georgia), Shaun Prater (CB, Iowa), Marvin Jones (WR, California), George Iloka (S, Boise State), Dan Herron (HB, Ohio State).

\*NOTE: The No. 17 pick (Round 1) was acquired by Cincinnati in a 10-18-11 trade with Oakland for QB Carson Palmer. Cincinnati traded the No. 21 pick (Round 1) to New England for the No. 27 (Round 1) and No. 93 picks (Round 3) on 4-26-12. The No. 166 pick (Round 5) was acquired by Cincinnati in a 7-29-11 trade with New England for WR Chad Johnson. The No. 167 pick (Round 5) was acquired by Cincinnati in a 4-12-12 trade with the N.Y. Giants for LB Keith Rivers. Cincinnati traded the No. 228 pick (Round 7) and CB David Jones to Jacksonville for S Reggie Nelson on 9-4-10.

2013

Table with 4 columns: RD., PLAYER, POS., COLLEGE, SEL. #. Rows include Tyler Eifert (TE, Notre Dame), Giovani Bernard (HB, North Carolina), Margus Hunt (DE, Southern Methodist), Shawn Williams (S, Georgia), Sean Porter (LB, Texas A&M), Tanner Hawkinson (G, Kansas), Rex Burkhead (HB, Nebraska), Cobi Hamilton (WR, Arkansas), Reid Fragel (OT, Ohio State), T.J. Johnson (C, South Carolina).

\*NOTE: The No. 37 pick (Round 2) was acquired by Cincinnati in a 10-18-11 trade with Oakland for QB Carson Palmer. The No. 197 pick (Round 6) was acquired by Cincinnati in a 7-29-11 trade with New England for WR Chad Johnson. Cincinnati traded the No. 227 pick (Round 7) to San Francisco for S Taylor Mays on 8-23-11. Cincinnati was awarded two compensatory picks: No. 240 (Round 7) and No. 251 (Round 7).

2014

Table with 4 columns: RD., PLAYER, POS., COLLEGE, SEL. #. Rows include Darqueze Dennard (CB, Michigan State), Jeremy Hill (HB, Louisiana State), Will Clarke (DE, West Virginia), Russell Bodine (C, North Carolina), A.J. McCarron (QB, Alabama), Marquis Flowers (LB, Arizona), James Wright (WR, Louisiana State), Lavelle Westbrooks (CB, Georgia Southern).

\*NOTE: Cincinnati traded the No. 123 pick (Round 4) and the No. 199 pick (Round 6) to Seattle for the No. 111 pick (Round 4). Cincinnati was awarded two compensatory picks: No. 212 (Round 6) and No. 252 (Round 7).

2015

Table with 4 columns: RD., PLAYER, POS., COLLEGE, SEL. #. Rows include Cedric Ogbuehi (OT, Texas A&M), Jake Fisher (OT, Oregon), Tyler Kroft (TE, Rutgers), P.J. Dawson (LB, Texas Christian), Josh Shaw (CB, Southern California), Marcus Hardison (DT, Arizona State), C.J. Uzomah (TE, Auburn), Derron Smith (S, Fresno State), Mario Alford (WR, West Virginia).

\*NOTE: Cincinnati was awarded two compensatory picks: No. 99 (Round 3) and No. 135 (Round 4).

PLAYER HISTORY — ALUMNI LIST

COLLEGE	PLAYERS								
Cincinnati	17	Illinois	8	Michigan Tech	1	Oklahoma State	5	Texas A&I	1
Abilene Christian	3	Clemson	4	Illinois State	1	Middle Tennessee State	1	Oregon	8
Alabama	17	Coastal Carolina	1	Indiana	9	Miles College	1	Oregon State	8
Alabama A&M	1	Colorado	10	Iowa	7	Millikin	1	Pacific	2
Albany State (Ga.)	1	Colorado State	3	Iowa State	4	Minnesota	5	Penn State	16
Alcorn State (Alcorn A&M)	1	Dartmouth	1	Jackson State	2	Mississippi	5	Pittsburg State	1
Appalachian State	2	Davidson	1	Jacksonville State	1	Mississippi State	5	Pittsburgh	10
Arizona	6	Dayton	1	James Madison	1	Mississippi Valley State	3	Portland State	1
Arizona State	15	Duke	3	Johnson C. Smith	1	Missouri	3	Princeton	1
Arkansas	8	Earlham College	1	Kansas	9	Montana	2	Purdue	4
Arkansas AM&N	2	East Carolina	3	Kansas State	7	Montana State	1	Rice	1
Arkansas State	3	East Tennessee State	1	Kent State	3	Morehead State	3	Richmond	1
Auburn	14	Eastern Illinois	2	Kentucky	7	Morgan State	1	Rutgers	5
Augustana (Ill.)	1	Eastern Kentucky	1	Lamar	1	Morris Brown	1	Samford	1
Augustana (S.D.)	2	Eastern Michigan	3	Lane College	1	Nebraska	11	Sam Houston State	1
Ball State	4	Eastern Washington	2	Langston	1	Nevada-Las Vegas	1	San Diego	1
Baylor	3	Evansville	1	Lehigh	2	Nevada	4	San Diego State	7
Bethune-Cookman	2	Findlay	2	Liberty	1	New Mexico State	2	San Jose State	5
Boise State	4	Fisk	1	Lincoln	2	New York Tech	1	South Carolina	13
Boston College	6	Florida	18	Lindenwood	1	North Alabama	2	South Carolina State	2
Boston University	2	Florida A&M	3	Los Angeles State	2	North Carolina	11	South Dakota	1
Bowling Green	3	Florida State	8	Louisiana-Lafayette	1	North Carolina A&T	4	South Dakota State	1
Brigham Young	9	Fresno State	10	Louisiana State	13	North Carolina Central	1	Southern Arkansas	2
Buffalo	1	Frostburg State	1	Louisiana Tech	2	North Carolina State	7	Southern California	13
California	7	Furman	2	Louisville	8	North Dakota	1	Southern Illinois	2
California, Davis	1	Gardner-Webb	1	Maine	2	North Dakota State	1	Southern Methodist	6
Cal State-Fullerton	2	Georgia	14	Mankato State	1	Northeast Louisiana	2	Southern Mississippi	3
Cal State-Long Beach	2	Georgia State	1	Mars Hill	1	Northeast Missouri State	1	Southern University	1
Cal State-Sacramento	1	Georgia Tech	3	Marshall	5	Northeastern	1	Southwest Missouri State	1
Cameron	1	Grambling	6	Maryland	8	Northern Illinois	2	Southwest Texas State	2
Carroll College	1	Grand Valley State	1	Massachusetts	3	Northern Michigan	1	Stanford	10
Carson-Newman	1	Hampton (Va.)	2	McGill (Canada)	1	Northwestern	2	Stephen F. Austin	1
Catawba	1	Harvard	3	McMurry	1	Northwestern Oklahoma	1	Syracuse	6
Central Florida	2	Hawaii	2	McNeese State	2	Northwestern State (La.)	3	Taylor	1
Central Michigan	6	Holy Cross	2	Memphis	4	Notre Dame	15	Temple	2
Central State (Ohio)	1	Houston	8	Miami (Fla.)	14	Ohio State	27	Tennessee	13
Central State (Okla.)	1	Howard	1	Miami (Ohio)	10	Ohio Univ.	2	Tennessee-Chattanooga	2
Central Washington	1	Howard Payne	1	Michigan	17	Ohio Wesleyan	1	Tennessee State	8
Chico State	1	Idaho	2	Michigan State	13	Oklahoma	8	Texas	12
								Texas A&M	12
								Texas Christian	8
								Texas El Paso	2
								Texas Southern	1
								Texas Tech	2
								Toledo	6
								Troy	1
								Tufts	1
								Tulane	4
								Tulsa	2
								Tuskegee	1
								UCLA	10
								Union (N.Y.)	1
								U.S. International	2
								Utah	8
								Utah State	2
								Vanderbilt	2
								Virginia	5
								Virginia Tech	3
								Virginia Union	2
								Wake Forest	3
								Washington	7
								Washington State	8
								West Chester	1
								West Virginia	17
								Western Carolina	1
								Western Illinois	2
								Western Kentucky	2
								Western Michigan	1
								Wichita State	2
								Williams	1
								Wingate	1
								Wisconsin	8
								Wisconsin-LaCrosse	1
								Wooster	1
								Wyoming	2
								Xavier (Ohio)	1
								Yale	2

NONE: 2.



# 1969 STATISTICS

RECORD: 4-9-1

HEAD COACH: PAUL BROWN

DATE	W-L	SCORE	OPPONENT	ATTENDANCE
9-14-69	W	27-21	MIAMI	25,335
9-21-69	W	34-20	SAN DIEGO	26,243
9-28-69	W	24-19	KANSAS CITY	27,812
10-4-69	L	14-21	at San Diego	52,748
10-12-69	L	7-21	N.Y. JETS	27,927
10-19-69	L	23-30	DENVER	27,920
10-26-69	L	22-42	at Kansas City	50,934
11-2-69	W	31-17	OAKLAND	27,927
11-9-69	T	31-31	at Houston	45,298
11-16-69	L	14-25	BOSTON	25,913
11-23-69	L	7-40	at N.Y. Jets	62,128
11-30-69	L	13-16	at Buffalo	35,122
12-7-69	L	17-37	at Oakland	54,427
12-14-69	L	16-27	at Denver	42,198

TEAM STATISTICS	BENGALS	OPPONENTS
TOTAL FIRST DOWNS	172	278
Rushing	66	135
Passing	95	130
Penalty	11	13
3rd Down: Made-Att	—	—
3rd Down Pct.	—	—
4th Down: Made-Att	—	—
4th Down Pct.	—	—
POSSESSION AVG.	(*NA)	(*NA)
TOTAL NET YARDS	3868	5337
Avg. Per Game	276.3	381.2
Total Plays	728	935
Avg. Per Play	5.3	5.7
NET YARDS RUSHING	1523	2651
Avg. Per Game	108.8	189.4
Total Rushes	363	523
NET YARDS PASSING	2345	2686
Avg. Per Game	167.5	191.9
Sacked-Yards Lost	57-375	16-180
Gross Yards	2720	2866
Att.-Completions	308-163	396-205
Completion Pct.	52.9	51.8
Had Intercepted	15	21
PUNTS-AVG.	85-38.8	55-41.4
Net Punting Avg.	—	—
PENALTIES-YARDS	50-556	72-824
FUMBLES-BALLS LOST	30-25	19-16
TOUCHDOWNS	33	42
Rushing	10	13
Passing	22	24
Returns	1	5

SCORE BY PERIODS	1	2	3	4	OT	PTS
BENGALS	48	92	72	68	(*NA)	280
OPPONENTS	78	130	68	91	(*NA)	367

SCORING	TD	TD-R	TD-P	TD-RT	PAT	FG	S	PTS
Horst Muhlmann	0	0	0	0	32-33	16-24	0	80
Bob Trumpy	9	0	9	0	—	—	0	54
Eric Crabtree	7	0	7	0	—	—	0	42
Paul Robinson	4	4	0	0	—	—	0	24
Speedy Thomas	4	1	3	0	—	—	0	24
Jess Phillips	3	3	0	0	—	—	0	18
Chip Myers	2	0	2	0	—	—	0	12
Greg Cook	1	1	0	0	—	—	0	6
Bruce Coslet	1	0	1	0	—	—	0	6
Harry Gunner	1	0	0	1	—	—	0	6
Sam Wyche	1	1	0	0	—	—	0	6
(team)	—	—	—	—	—	—	1	2
BENGALS	33	10	22	1	32-33	16-24	1	280
OPPONENTS	42	13	24	5	41-42	24-46	1	367

Two-point conversions: None. BENGALS 0-0, OPPONENTS 0-0.

RUSHING	ATT	YDS	AVG	LG	TD
Jess Phillips	118	578	4.9	83	3
Paul Robinson	160	489	3.1	24	4
Greg Cook	25	148	5.9	30	1
Sam Wyche	12	107	8.9	22	1
Clem Turner	23	105	4.6	34	0
Essex Johnson	15	54	3.6	13	0
Dale Livingston	1	18	18.0	18	0
Speedy Thomas	4	16	4.0	16t	1
Ron Lamb	5	8	1.6	7	0
BENGALS	363	1523	4.2	83	10
OPPONENTS	523	2651	5.1	80t	13

RECEIVING	REC	YDS	AVG	LG	TD
Eric Crabtree	40	855	21.4	73t	7
Bob Trumpy	37	835	22.6	80t	9
Speedy Thomas	33	481	14.6	62	3
Paul Robinson	20	104	5.2	25	0
Jess Phillips	13	128	9.8	31	0
Chip Myers	10	205	20.5	50	2
Clem Turner	5	14	2.8	8	0
Ken Riley	2	15	7.5	17	0
Tommie Smith	1	41	41.0	41	0
Bruce Coslet	1	39	39.0	39t	1
Essex Johnson	1	3	3.0	3	0
BENGALS	163	2720	16.7	80t	22
OPPONENTS	205	2866	14.0	71	24

INTERCEPTIONS	NO	YDS	AVG	LG	TD
Fletcher Smith	4	67	16.8	29	0
Bobby Hunt	4	66	16.5	27	0
Ken Riley	4	66	16.5	66	0
Bill Peterson	4	23	5.8	17	0
Bill Bergey	2	62	31.0	58	0
Harry Gunner	1	70	70.0	70t	1
Al Beauchamp	1	8	8.0	8	0
John Guillory	1	0	0.0	0	0
BENGALS	21	362	17.2	70t	1
OPPONENTS	15	239	16.0	53	0

PUNTING	NO	YDS	AVG	NET	TB	IN-20	LG	BLK.
Dale Livingston	70	2769	39.6	—	5	—	55	1
Terry Swanson	12	459	38.3	—	1	—	55	0
Horst Muhlmann	2	38	19.0	—	0	—	38	1
Ron Lamb	1	29	29.0	—	0	—	29	0
BENGALS	85	3295	38.8	—	6	—	55	2
OPPONENTS	55	2275	41.4	—	—	—	57	—

PUNT RETURNS	NO	FC	YDS	AVG	LG	TD
Essex Johnson	17	6	85	5.0	17	0
Speedy Thomas	4	3	15	3.8	12	0
Al Coleman	1	0	0	0.0	0	0
John Guillory	1	0	0	0.0	0	0
Charlie King	0	0	*35	—	35	0
Jack Gehrke	0	1	0	—	0	0
BENGALS	23	10	135	5.9	35	0
OPPONENTS	39	—	297	7.6	—	0

KICKOFF RETURNS	NO	YDS	AVG	LG	TD
Essex Johnson	16	362	22.6	51	0
Ken Riley	14	334	23.9	40	0
John Guillory	8	170	21.3	28	0
Paul Robinson	5	168	33.6	74	0
Ron Lamb	5	64	12.8	19	0
Jess Phillips	3	52	17.3	29	0
Clem Turner	3	15	5.0	13	0
Harry Gunner	1	0	0.0	0	0
BENGALS	55	1165	21.2	74	0
OPPONENTS	39	1065	27.3	105t	1

FIELD GOALS	1-19	20-29	30-39	40-49	50+
Horst Muhlmann	6-6	5-5	3-4	1-3	1-6
BENGALS	6-6	5-5	3-4	1-3	1-6

Horst Muhlmann: (21G, 21G), (17G, 59B, 50N, 23G), (38G), (50B), (51N, 47N), (10G), (35G, 27G), (16G, 37N), (18G), (55N), (—), (16G, 45N, 26G), (50G), (30G, 14G, 43G).

PASSING	ATT	CMP	YDS	CMP%	YDS/ATT	TD	TD%	INT	INT%	LG	SKD-YDS	RAT
Greg Cook	197	106	1854	53.8	9.41	15	7.6	11	5.6	78t	29-195	88.3
Sam Wyche	108	54	838	50.0	7.76	7	6.5	4	3.7	80t	28-180	82.3
Dale Livingston	2	2	15	100.0	7.50	0	0.0	0	0.0	17	0-0	97.9
Jack Gehrke	1	1	13	100.0	13.00	0	0.0	0	0.0	13	0-0	118.8
BENGALS	308	163	2720	52.9	8.83	22	7.1	15	4.9	80t	57-375	86.5
OPPONENTS	396	205	2866	51.8	7.24	24	6.1	21	5.3	71	16-180	73.5

## USUAL STARTERS

OFFENSE		DEFENSE	
WR	Eric Crabtree	LDE	Royce Berry
LOT	Ernie Wright	LDT	Andy Rice
LG	Ernie Park	RDT	Bill Staley
C	Bob Johnson	RDE	Steve Chomyszak
RG	Pat Matson,	LLB	Al Beauchamp
	Guy Dennis	MLB	Bill Bergey
ROT	Howard Fest	RLB	Bill Peterson
TE	Bob Trumpy	LCB	Fletcher Smith
WR	Speedy Thomas	RCB	Ken Riley
QB	Greg Cook	LS	Al Coleman
RB	Paul Robinson	RS	Bobby Hunt
RB	Jess Phillips		

DEFENSE	ST	AT	TT	SKS-YDS	INT-YDS	PD	FF	FR-YDS
(NA)**)	—	—	—	—	—	—	—	—

\* NOTE: Time of possession was not recorded until 1977.  
 \*\* NOTE: Overtime was not employed for regular-season games in the AFL.  
 \*\*\* NOTE: Regular-season defensive statistics were not kept regularly until 1976.

# 1970 STATISTICS

RECORD: 8-6-0

HEAD COACH: PAUL BROWN  
(BENGALS WON AFC CENTRAL DIVISION; SEE POSTSEASON  
PORTION OF TEAM HISTORY SECTION FOR POSTSEASON STATS)

DATE	W-L	SCORE	OPPONENT	ATTENDANCE
9-20-70	W	31-21	OAKLAND	56,616
9-27-70	L	3-38	at Detroit	58,202
10-4-70	L	13-20	HOUSTON	55,094
10-11-70	L	27-30	at Cleveland	83,520
10-18-70	L	19-27	KANSAS CITY	57,265
10-25-70	L	0-20	at Washington	50,415
11-2-70	L	10-21	at Pittsburgh	38,968
11-8-70	W	43-14	at Buffalo	43,587
11-15-70	W	14-10	CLEVELAND	60,007
11-22-70	W	34-7	PITTSBURGH	59,276
11-29-70	W	26-6	NEW ORLEANS	59,342
12-6-70	W	17-14	at San Diego	41,461
12-13-70	W	30-20	at Houston	34,435
12-20-70	W	45-7	BOSTON	60,157

TEAM STATISTICS	BENGALS	OPPONENTS
TOTAL FIRST DOWNS	210	236
Rushing	100	87
Passing	97	131
Penalty	13	18
3rd Down: Made-Att	—	—
3rd Down Pct.	—	—
4th Down: Made-Att	—	—
4th Down Pct.	—	—
POSSESSION AVG.	(*NA)	(*NA)
TOTAL NET YARDS	3927	4178
Avg. Per Game	280.5	298.4
Total Plays	831	874
Avg. Per Play	4.7	4.8
NET YARDS RUSHING	2057	1543
Avg. Per Game	146.9	110.2
Total Rushes	461	418
NET YARDS PASSING	1870	2635
Avg. Per Game	133.6	188.2
Sacked-Yards Lost	31-227	28-250
Gross Yards	2097	2885
Att.-Completions	339-172	428-209
Completion Pct.	50.7	48.8
Had Intercepted	11	23
PUNTS-AVG.	79-46.2	80-43.8
Net Punting Avg.	—	—
PENALTIES-YARDS	71-831	81-784
FUMBLES-BALLS LOST	22-12	28-16
TOUCHDOWNS	34	31
Rushing	16	11
Passing	12	18
Returns	6	2

SCORE BY PERIODS	1	2	3	4	OT	PTS
BENGALS	56	111	85	60	(*NA)	312
OPPONENTS	49	82	52	72	(*NA)	255

SCORING	TD	TD-R	TD-P	TD-Rt	PAT	FG	S	PTS
Horst Muhlmann	0	0	0	0	33-33	25-37	0	108
Paul Robinson	7	6	1	0	—	—	0	42
Jess Phillips	5	4	1	0	—	—	0	30
Essex Johnson	4	2	2	0	—	—	0	24
Lemar Parrish	3	0	0	3	—	—	0	18
Royce Berry	2	0	0	2	—	—	0	12
Virgil Carter	2	2	0	0	—	—	0	12
Eric Crabtree	2	0	2	0	—	—	0	12
Speedy Thomas	2	0	2	0	—	—	0	12
Bob Trumphy	2	0	2	0	—	—	0	12
Sam Wyche	2	2	0	0	—	—	0	12
Al Beauchamp	1	0	0	1	—	—	0	6
Bruce Coslet	1	0	1	0	—	—	0	6
Chip Myers	1	0	1	0	—	—	0	6
BENGALS	34	16	12	6	33-34	25-37	0	312
OPPONENTS	31	11	18	2	31-31	12-24	1	255

Two-point conversions: (NA\*\*).

PASSING	ATT	CMP	YDS	CMP%	YDS/ATT	TD	TD%	INT	INT%	LG	SKD-YDS	RAT
Virgil Carter	278	143	1647	51.4	5.92	9	3.2	9	3.2	56t	21-154	66.9
Sam Wyche	57	26	411	45.6	7.21	3	5.3	2	3.5	51t	10-73	73.1
Dave Lewis	4	3	39	75.0	9.75	0	0.0	0	0.0	18	0-0	105.2
BENGALS	339	172	2097	50.7	6.19	12	3.5	11	3.2	56t	31-227	68.4
OPPONENTS	428	209	2885	48.8	6.74	18	4.2	23	5.4	87t	28-250	62.5

RUSHING	ATT	YDS	AVG	LG	TD
Jess Phillips	163	648	4.0	76t	4
Paul Robinson	149	622	4.2	26t	6
Essex Johnson	65	273	4.2	26	2
Virgil Carter	34	246	7.2	73	2
Sam Wyche	19	118	6.2	23	2
Doug Dressler	18	77	4.3	17	0
Ron Lamb	6	35	5.8	16	0
Eric Crabtree	3	23	7.7	16	0
Dave Lewis	2	8	4.0	7	0
Speedy Thomas	2	7	3.5	13	0
BENGALS	461	2057	4.5	76t	16
OPPONENTS	418	1543	3.7	36	11

RECEIVING	REC	YDS	AVG	LG	TD
Chip Myers	32	542	16.9	56t	1
Jess Phillips	31	124	4.0	17	1
Bob Trumphy	29	480	16.6	53t	2
Speedy Thomas	21	257	12.2	27	2
Eric Crabtree	19	231	12.2	29	2
Paul Robinson	17	175	10.3	27	1
Essex Johnson	15	190	12.7	51t	2
Bruce Coslet	8	98	12.3	24	1
BENGALS	172	2097	12.2	56t	12
OPPONENTS	209	2885	13.8	87t	18

INTERCEPTIONS	NO	YDS	AVG	LG	TD
Lemar Parrish	5	28	5.6	19	0
Ken Riley	4	17	4.3	14	0
Ken Dyer	3	45	15.0	22	0
Bill Bergery	3	35	11.7	26	0
Kenny Graham	3	31	10.3	31	0
Fletcher Smith	3	17	5.7	17	0
Ken Avery	1	5	5.0	5	0
Al Beauchamp	1	2	2.0	2	0
BENGALS	23	180	7.8	31	0
OPPONENTS	11	150	13.6	37	0

PUNTING	NO	YDS	AVG	NET	TB	IN-20	LG	BLK.
Dave Lewis	79	3651	46.2	—	9	—	63	0
BENGALS	79	3651	46.2	—	9	—	63	0
OPPONENTS	80	3505	43.8	—	—	—	61	—

PUNT RETURNS	NO	FC	YDS	AVG	LG	TD
Lemar Parrish	23	15	194	8.4	79t	1
Essex Johnson	7	1	72	10.3	36	0
Speedy Thomas	4	10	20	5.0	11	0
Kenny Graham	1	2	41	41.0	41	0
Paul Robinson	1	0	0	0.0	0	0
Fletcher Smith	1	0	0	0.0	0	0
BENGALS	37	28	327	8.8	79t	1
OPPONENTS	48	11	392	8.2	63t	2

KICKOFF RETURNS	NO	YDS	AVG	LG	TD
Lemar Parrish	16	482	30.1	95t	1
Paul Robinson	14	363	25.9	36	0
Essex Johnson	3	68	22.7	31	0
Doug Dressler	4	48	12.0	22	0
Ron Lamb	2	41	20.5	21	0
BENGALS	39	1002	25.7	95t	1
OPPONENTS	33	774	23.5	51	0

FIELD GOALS	1-19	20-29	30-39	40-49	50+
Horst Muhlmann	4-4	5-7	9-11	3-9	4-6
BENGALS	4-4	5-7	9-11	3-9	4-6
Horst Muhlmann: (43N, 38G, 51N), (35G), (51G, 36G, 23B), (23G, 39N, 50G), (35N, 42G, 22N, 47N, 50G), (52N), (43G, 47N), (36G, 43G, 22G, 30G, 13G), (—), (13G, 17G), (11G, 35G, 34G, 22G, 49N), (45N, 40B, 53G), (25G, 30G, 25G), (37G).					

USUAL STARTERS			
OFFENSE		DEFENSE	
WR	Eric Crabtree,	LDE	Royce Berry
	Chip Myers	LDT	Mike Reid
LOT	Ernie Wright	RDT	Steve Chomyszak
LG	Rufus Mayes	RDE	Ron Carpenter
C	Bob Johnson	LLB	Al Beauchamp
RG	Pat Matson	MLB	Bill Bergery
ROT	Mike Wilson	RLB	Ken Avery
TE	Bob Trumphy	LCB	Lemar Parrish
WR	Speedy Thomas	RCB	Ken Riley
QB	Virgil Carter	LS	Fletcher Smith
RB	Paul Robinson	RS	Ken Dyer,
RB	Jess Phillips		Al Coleman

DEFENSE	ST	AT	TT	SKS-YDS	INT-YDS	PD	FF	FR-YDS
(NA*)	—	—	—	—	—	—	—	—

\* NOTE: Time of possession was not recorded until 1977.

\*\* NOTE: Overtime was not employed for regular-season games in the NFL until 1974.

\*\*\* NOTE: The two-point conversion was not instituted in the NFL until 1994.

^ NOTE: Regular-season defensive statistics were not kept regularly until 1976.

# 1971 STATISTICS

RECORD: 4-10-0

HEAD COACH: PAUL BROWN

DATE	W-L	SCORE	OPPONENT	ATTENDANCE
9-19-71	W	37-14	PHILADELPHIA	55,880
9-26-71	L	10-21	at Pittsburgh	48,448
10-3-71	L	17-20	at Green Bay	56,263
10-10-71	L	13-23	MIAMI	60,099
10-17-71	L	24-27	CLEVELAND	60,284
10-24-71	L	27-31	at Oakland	54,699
10-31-71	L	6-10	at Houston	37,947
11-7-71	L	6-9	ATLANTA	59,604
11-14-71	W	24-10	at Denver	51,200
11-21-71	W	28-13	HOUSTON	59,390
11-28-71	W	31-0	SAN DIEGO	59,580
12-5-71	L	27-31	at Cleveland	82,705
12-12-71	L	13-21	PITTSBURGH	60,022
12-19-71	L	21-35	at N.Y. Jets	63,151

TEAM STATISTICS	BENGALS	OPPONENTS
TOTAL FIRST DOWNS	236	213
Rushing	109	93
Passing	115	102
Penalty	12	18
3rd Down: Made-Att	—	—
3rd Down Pct.	—	—
4th Down: Made-Att	—	—
4th Down Pct.	—	—
POSSESSION AVG.	(NA)	(NA)
TOTAL NET YARDS	4266	3906
Avg. Per Game	304.7	279.0
Total Plays	867	811
Avg. Per Play	4.9	4.8
NET YARDS RUSHING	2142	1778
Avg. Per Game	153.0	127.0
Total Rushes	462	446
NET YARDS PASSING	2124	2128
Avg. Per Game	151.7	152.0
Sacked-Yards Lost	40-303	30-254
Gross Yards	2427	2382
Att.-Completions	365-214	335-157
Completion Pct.	58.6	46.9
Had Intercepted	11	27
PUNTS-AVG.	73-44.7	73-40.9
Net Punting Avg.	—	—
PENALTIES-YARDS	82-921	72-722
FUMBLES-BALLS LOST	29-12	21-12
TOUCHDOWNS	32	32
Rushing	14	11
Passing	15	19
Returns	3	2

SCORE BY PERIODS	1	2	3	4	OT	PTS
BENGALS	58	64	91	71	(**NA)	284
OPPONENTS	44	71	48	102	(**NA)	265

SCORING	TD	TD-R	DD	TD-RI	PAT	FG	S	PTS
Horst Muhlmann	0	0	0	0	31-31	20-36	0	91
Fred Willis	7	7	0	0	—	—	0	42
Essex Johnson	6	4	2	0	—	—	0	36
Bruce Coslet	4	0	4	0	—	—	0	24
Bob Trumpy	3	0	3	0	—	—	0	18
Eric Crabtree	2	0	2	0	—	—	0	12
Lemar Parrish	2	0	0	2	—	—	0	12
Speedy Thomas	2	0	2	0	—	—	0	12
Ken Anderson	1	1	0	0	—	—	0	6
Al Beauchamp	1	0	0	1	—	—	0	6
Doug Dressler	1	1	0	0	—	—	0	6
Chip Myers	1	0	1	0	—	—	0	6
Jess Phillips	1	0	1	0	—	—	0	6
Paul Robinson	1	1	0	0	—	—	0	6
Virgil Carter	0	0	0	0	^1	—	0	1
BENGALS	32	14	15	3	32-32	20-36	0	284
OPPONENTS	32	11	19	2	31-32	14-22	0	265

\*PAT scored on a run.

Two-point conversions: (NA\*\*).

PASSING	ATT	CMP	YDS	CMP%	YDS/ATT	TD	TD%	INT	INT%	LG	SKD-YDS	RAT
Virgil Carter	222	138	1624	62.2	7.32	10	4.5	7	3.2	90t	13-122	86.2
Ken Anderson	131	72	777	55.0	5.93	5	3.8	4	3.1	44	23-159	72.6
Dave Lewis	10	3	18	30.0	1.80	0	0.0	0	0.0	13	4-22	39.6
Fred Willis	2	1	8	50.0	4.00	0	0.0	0	0.0	8	0-0	60.4
BENGALS	365	214	2427	58.6	6.65	15	4.1	11	3.0	90t	40-303	79.8
OPPONENTS	335	157	2382	46.9	7.11	19	5.7	27	8.1	74t	30-254	56.1

RUSHING	ATT	YDS	AVG	LG	TD
Fred Willis	135	590	4.4	36	7
Essex Johnson	85	522	6.1	86t	4
Jess Phillips	94	420	4.5	31	0
Paul Robinson	49	213	4.3	17	1
Doug Dressler	54	204	3.8	13	1
Ken Anderson	22	125	5.7	16	1
Virgil Carter	8	42	5.3	19	0
Ron Lamb	5	13	2.6	7	0
Sandy Durko	1	7	7.0	7	0
Dave Lewis	6	6	1.0	9	0
Eric Crabtree	1	1	1.0	1	0
Speedy Thomas	2	-1	-0.5	0	0
BENGALS	462	2142	4.6	86t	14
OPPONENTS	446	1778	4.0	63t	11

RECEIVING	REC	YDS	AVG	LG	TD
Bob Trumpy	40	531	13.3	44	3
Chip Myers	27	286	10.6	20	1
Fred Willis	24	223	9.3	29	0
Speedy Thomas	22	327	14.9	90t	2
Jess Phillips	22	125	5.7	19	1
Bruce Coslet	21	356	17.0	71t	4
Doug Dressler	19	145	7.6	26	0
Essex Johnson	14	258	18.4	67t	2
Eric Crabtree	14	102	7.3	22	2
Paul Robinson	8	47	5.9	16	0
Ed Marshall	2	18	9.0	10	0
Mike Kelly	1	9	9.0	9	0
BENGALS	214	2427	11.3	90t	15
OPPONENTS	157	2382	15.2	74t	19

INTERCEPTIONS	NO	YDS	AVG	LG	TD
Lemar Parrish	7	105	15.0	65t	1
Al Beauchamp	6	53	8.8	18t	1
Ken Riley	5	22	4.4	21	0
Sandy Durko	4	46	11.5	25	0
Bill Bergey	1	16	16.0	16	0
Bill Peterson	1	16	16.0	16	0
Al Coleman	1	15	15.0	15	0
Neal Craig	1	0	0.0	0	0
Fletcher Smith	1	0	0.0	0	0
BENGALS	27	273	10.1	65t	2
OPPONENTS	11	219	19.9	48t	1

PUNTING	NO	YDS	AVG	NET	TB	IN-20	LG	BLK.
Dave Lewis	72	3229	44.8	—	8	—	56	0
Doug Dressler	1	34	34.0	—	0	—	34	0
BENGALS	73	3263	44.7	—	8	—	56	0
OPPONENTS	73	2988	40.9	—	—	—	—	—

PUNT RETURNS	NO	FC	YDS	AVG	LG	TD
Lemar Parrish	12	9	93	7.8	47	0
Sandy Durko	6	11	14	2.3	7	0
Speedy Thomas	4	4	10	2.5	7	0
Essex Johnson	3	5	28	9.3	14	0
BENGALS	25	29	145	5.8	47	0
OPPONENTS	41	—	304	7.4	—	1

KICKOFF RETURNS	NO	YDS	AVG	LG	TD
Paul Robinson	18	335	18.6	37	0
Lemar Parrish	13	296	22.8	30	0
Fred Willis	4	81	20.3	32	0
Jess Phillips	2	49	24.5	31	0
Ron Lamb	2	42	21.0	25	0
Essex Johnson	2	40	20.0	21	0
Doug Dressler	1	20	20.0	20	0
Mike Kelly	1	0	0.0	0	0
BENGALS	43	863	20.1	37	0
OPPONENTS	39	1024	26.3	—	0

FIELD GOALS	1-19	20-29	30-39	40-49	50+
Horst Muhlmann	6-6	5-8	4-9	4-10	1-3
BENGALS	6-6	5-8	4-9	4-10	1-3
Horst Muhlmann:	(26G, 34N, 36G, 35G), (45N, 33G, 51N), (26G), (16G, 27N, 9G), (12G), (11G, 37B, 36G), (45G, 46G, 27N, 32N), (30N, 51G, 24G), (14G, 48N), (—), (40G, 35N, 43N), (52N, 46G, 24G), (27N, 18G, 22G), (43N, 49N, 44N).				

USUAL STARTERS			
OFFENSE		DEFENSE	
WR	Eric Crabtree, Chip Myers	LDE	Royce Berry
LOT	Ernie Wright, Rufus Mayes	LDT	Mike Reid
LG	Howard Fest	RDT	Steve Chomyszak
C	Bob Johnson	RDE	Ron Carpenter
RG	Pat Matson	LLB	Al Beauchamp
ROT	Vernon Holland	MLB	Bill Bergey
TE	Bob Trumpy, Bruce Coslet	RLB	Ken Avery
WR	Speedy Thomas, Bob Trumpy	LCB	Lemar Parrish
QB	Virgil Carter	RCB	Ken Riley
RB	Paul Robinson	LS	Fletcher Smith, Neal Craig
RB	Jess Phillips	RS	Sandy Durko

DEFENSE	ST	AT	TT	SKS-YDS	INT-YDS	PD	FF	FR-YDS
(NA**)	—	—	—	—	—	—	—	—

\* NOTE: Time of possession was not recorded until 1977.

\*\* NOTE: Overtime was not employed for regular-season games in the NFL until 1974.

\*\*\* NOTE: The two-point conversion was not instituted in the NFL until 1994.

^^ NOTE: Regular-season defensive statistics were not kept regularly until 1976.



# 1972 STATISTICS

RECORD: 8-6-0

HEAD COACH: PAUL BROWN

DATE	W-L	SCORE	OPPONENT	ATTENDANCE
9-17-72	W	31-7	at New England	60,999
9-24-72	W	15-10	PITTSBURGH	54,292
10-1-72	L	6-27	at Cleveland	81,564
10-8-72	W	21-10	DENVER	55,812
10-15-72	W	23-16	at Kansas City	79,068
10-22-72	L	12-15	at Los Angeles	73,385
10-29-72	W	30-7	HOUSTON	59,409
11-5-72	L	17-40	at Pittsburgh	50,350
11-12-72	L	14-20	OAKLAND	59,485
11-19-72	L	19-20	BALTIMORE	49,512
11-26-72	W	13-3	at Chicago	55,701
12-3-72	W	13-10	N.Y. GIANTS	59,523
12-9-72	L	24-27	CLEVELAND	59,524
12-17-72	W	61-17	at Houston	32,482

TEAM STATISTICS	BENGALS	OPPONENTS
TOTAL FIRST DOWNS	255	207
Rushing	112	98
Passing	122	92
Penalty	21	17
3rd Down: Made-Att	—	—
3rd Down Pct.	—	—
4th Down: Made-Att	—	—
4th Down Pct.	—	—
POSSESSION AVG.	(NA)	(NA)
TOTAL NET YARDS	4317	3552
Avg. Per Game	308.4	253.7
Total Plays	899	794
Avg. Per Play	4.8	4.5
NET YARDS RUSHING	1996	1815
Avg. Per Game	142.6	129.6
Total Rushes	491	406
NET YARDS PASSING	2321	1737
Avg. Per Game	165.8	124.1
Sacked-Yards Lost	24-192	38-296
Gross Yards	2513	2033
Att.-Completions	384-219	350-167
Completion Pct.	57.0	47.7
Had Intercepted	11	20
PUNTS-AVG.	66-42.1	84-42.4
Net Punting Avg.	—	—
PENALTIES-YARDS	76-738	69-581
FUMBLES-BALLS LOST	28-18	30-9
TOUCHDOWNS	31	24
Rushing	16	11
Passing	10	11
Returns	5	2

SCORE BY PERIODS	1	2	3	4	OT	PTS
BENGALS	36	62	99	102	(**NA)	299
OPPONENTS	37	79	42	71	(**NA)	229

SCORING	TD	TD-R	TD-RI	PAT	FG	S	PTS
Horst Muhlmann	0	0	0	30-31	27-40	0	111
Doug Dressler	7	6	1	0	—	—	42
Essex Johnson	6	4	2	0	—	—	36
Ken Anderson	3	3	0	0	—	—	18
Chip Myers	3	0	3	0	—	—	18
Lemar Parrish	3	0	0	3	—	—	18
Virgil Carter	2	2	0	0	—	—	12
Bob Trumpy	2	0	2	0	—	—	12
Tommy Casanova	1	0	0	1	—	—	6
Bruce Coslet	1	0	1	0	—	—	6
Neal Craig	1	0	0	1	—	—	6
Jess Phillips	1	1	0	0	—	—	6
Speedy Thomas	1	0	1	0	—	—	6
Sherman White	0	0	0	0	—	—	2
BENGALS	31	16	10	5	30-31	27-40	299
OPPONENTS	24	11	11	2	23-24	20-29	229

Two-point conversions: (NA\*\*\*).

PASSING	ATT	CMP	YDS	CMP%	YDS/ATT	TD	TD%	INT	INT%	LG	SKD-YDS	RAT
Ken Anderson	301	171	1918	56.8	6.37	7	2.3	7	2.3	65t	18-155	74.0
Virgil Carter	82	47	579	57.3	7.06	3	3.7	4	4.9	36	6-37	71.1
Fred Willis	1	1	16	100.0	16.00	0	0.0	0	0.0	16	0-0	118.8
BENGALS	384	219	2513	57.0	6.54	10	2.6	11	2.9	65t	24-192	73.6
OPPONENTS	350	167	2033	47.7	5.81	11	3.1	20	5.7	68	38-296	52.7

RUSHING	ATT	YDS	AVG	LG	TD
Essex Johnson	212	825	3.9	19	4
Doug Dressler	128	565	4.4	43t	6
Jess Phillips	48	207	4.3	20	1
Fred Willis	42	127	3.0	12	0
Ken Anderson	22	94	4.3	18	3
Paul Robinson	21	94	4.5	15	0
Virgil Carter	12	57	4.8	14	2
Dave Lewis	1	15	15.0	15	0
Steve Conley	3	8	2.7	5	0
Charlie Joiner	1	2	2.0	2	0
Reece Morrison	1	2	2.0	2	0
BENGALS	491	1996	4.1	43t	16
OPPONENTS	406	1815	4.5	41	11

RECEIVING	REC	YDS	AVG	LG	TD
Chip Myers	57	792	13.9	42	3
Bob Trumpy	44	500	11.4	38	2
Doug Dressler	39	348	8.9	33	1
Essex Johnson	29	420	14.5	65t	2
Speedy Thomas	17	171	10.1	18	1
Jess Phillips	10	50	5.0	15	0
Fred Willis	9	46	5.1	10	0
Charlie Joiner	8	133	16.6	25	0
Bruce Coslet	5	48	9.6	17	1
Drew Bue	1	5	5.0	5	0
BENGALS	219	2513	11.5	65t	10
OPPONENTS	167	2033	12.2	68t	11

INTERCEPTIONS	NO	YDS	AVG	LG	TD
Tommy Casanova	5	108	21.6	33	0
Lemar Parrish	5	90	18.0	33t	2
Doug Adams	3	44	14.7	19	0
Ken Riley	3	0	0.0	0	0
Neal Craig	2	76	38.0	63t	1
Al Beauchamp	1	8	8.0	8	0
Bernard Jackson	1	0	0.0	0	0
BENGALS	20	326	16.3	63t	3
OPPONENTS	11	70	6.4	28	0

PUNTING	NO	YDS	AVG	NET	TB	IN-20	LG	BLK.
Dave Lewis	66	2777	42.1	—	6	—	60	0
BENGALS	66	2777	42.1	—	6	—	60	0
OPPONENTS	84	3559	42.4	—	—	—	62	0

PUNT RETURNS	NO	FC	YDS	AVG	LG	TD
Tommy Casanova	30	19	289	9.6	66t	1
Lemar Parrish	15	2	141	9.4	51t	1
Essex Johnson	2	0	7	3.5	7	0
BENGALS	47	21	437	9.3	66t	2
OPPONENTS	26	16	152	5.8	54	0

KICKOFF RETURNS	NO	YDS	AVG	LG	TD
Bernard Jackson	21	509	24.2	62	0
Lemar Parrish	15	348	23.2	45	0
Charlie Joiner	5	88	17.6	25	0
Tommy Casanova	1	34	34.0	34	0
Dave Lewis	1	15	15.0	15	0
Essex Johnson	1	13	13.0	13	0
Guy Dennis	1	11	11.0	11	0
Mike Kelly	1	0	0.0	0	0
BENGALS	46	1018	22.1	62	0
OPPONENTS	44	984	22.4	34	0

FIELD GOALS	1-19	20-29	30-39	40-49	50+
Horst Muhlmann	6-7	6-10	9-12	5-8	1-3
BENGALS	6-7	6-10	9-12	5-8	1-3

Horst Muhlmann: (51B, 38G), (32G, 20G, 32G, 34G, 41G), (14G, 26G, 28N, 30N), (49N), (46G, 16G, 12G), (25G, 26N, 21N, 17N), (10G, 42G, 33G), (37G), (21B, 35B), (25G, 40G), (39G, 14G, 39N), (50N, 27G, 40N, 47N, 18G), (31G), (51G, 46G, 24G, 32G).

## USUAL STARTERS

OFFENSE		DEFENSE	
WR	Speedy Thomas	LDE	Royce Berry
LOT	Stan Walters	LDT	Mike Reid
LG	Howard Fest	RDT	Steve Chomyszak
C	Bob Johnson	RDE	Sherman White
RG	Pat Matson	LLB	Al Beauchamp
ROT	Vernon Holland	MLB	Bill Bergey
TE	Bob Trumpy	RLB	Ken Avery
WR	Chip Myers	LCB	Lemar Parrish
QB	Ken Anderson	RCB	Ken Riley
RB	Essex Johnson	LS	Neal Craig
RB	Doug Dressler	RS	Tommy Casanova

DEFENSE	ST	AT	TT	SKS-YDS	INT-YDS	PD	FF	FR-YDS
(NA*)	—	—	—	—	—	—	—	—

\* NOTE: Time of possession was not recorded until 1977.

\*\* NOTE: Overtime was not employed for regular-season games in the NFL until 1974.

\*\*\* NOTE: The two-point conversion was not instituted in the NFL until 1994.

^ NOTE: Regular-season defensive statistics were not kept regularly until 1976.

# 1973 STATISTICS

RECORD: 10-4-0

HEAD COACH: PAUL BROWN  
(BENGALS WON AFC CENTRAL DIVISION; SEE POSTSEASON  
PORTION OF TEAM HISTORY SECTION FOR POSTSEASON STATS)

DATE	W-L	SCORE	OPPONENT	ATTENDANCE
9-16-73	L	10-28	at Denver	49,059
9-23-73	W	24-10	HOUSTON	51,823
9-30-73	W	20-13	at San Diego	46,733
10-7-73	L	10-17	at Cleveland	70,805
10-14-73	W	19-7	PITTSBURGH	55,819
10-21-73	W	14-6	KANSAS CITY	56,397
10-28-73	L	13-20	at Pittsburgh	45,761
11-4-73	L	10-38	at Dallas	54,944
11-11-73	W	16-13	at Buffalo	76,927
11-18-73	W	20-14	N.Y. JETS	55,745
11-25-73	W	42-24	ST. LOUIS	50,918
12-2-73	W	27-0	MINNESOTA	57,859
12-9-73	W	34-17	CLEVELAND	58,266
12-16-73	W	27-24	at Houston	21,955

TEAM STATISTICS	BENGALS	OPPONENTS
TOTAL FIRST DOWNS	252	219
Rushing	124	109
Passing	108	97
Penalty	20	13
3rd Down: Made-Att.	—	—
3rd Down Pct.	—	—
4th Down: Made-Att.	—	—
4th Down Pct.	—	—
POSSESSION AVG.	(*NA)	(*NA)
TOTAL NET YARDS	4512	3705
Avg. Per Game	322.3	264.6
Total Plays	871	840
Avg. Per Play	5.2	4.4
NET YARDS RUSHING	2236	1807
Avg. Per Game	159.7	129.1
Total Rushes	515	459
NET YARDS PASSING	2276	1898
Avg. Per Game	162.6	135.6
Sacked-Yards Lost	24-163	43-342
Gross Yards	2439	2240
Att.-Completions	332-180	338-182
Completion Pct.	54.2	53.8
Had Intercepted	12	18
PUNTS-AVG.	68-41.0	77-41.7
Net Punting Avg.	—	—
PENALTIES-YARDS	83-799	78-710
FUMBLES-BALLS LOST	25-14	31-16
TOUCHDOWNS	32	27
Rushing	13	15
Passing	18	9
Returns	1	3

SCORE BY PERIODS	1	2	3	4	OT	PTS
BENGALS	39	100	79	68	(*NA)	286
OPPONENTS	50	61	58	62	(*NA)	231

SCORING	TD	TD-R	TD-P	TD-Rt	PAT	FG	S	PTS
Horst Muhlmann	0	0	0	0	31-32	21-31	0	94
Isaac Curtis	9	0	9	0	—	—	0	54
Boobie Clark	8	8	0	0	—	—	0	48
Essex Johnson	7	4	3	0	—	—	0	42
Bob Trumpy	5	0	5	0	—	—	0	30
Lenvil Elliott	2	1	1	0	—	—	0	12
Lemar Parrish	1	0	0	1	—	—	0	6
BENGALS	32	13	18	1	31-32	21-31	0	286
OPPONENTS	27	15	9	3	27-27	14-23	0	231

Two-point conversions: (NA\*\*).

PASSING	ATT	CMP	YDS	CMP%	YDS/ATT	TD	TD%	INT	INT%	LG	SKD-YDS	RAT
Ken Anderson	329	179	2428	54.4	7.38	18	5.5	12	3.6	78t	24-163	81.2
Greg Cook	3	1	11	33.3	3.67	0	0.0	0	0.0	11	0-0	45.1
BENGALS	332	180	2439	54.2	7.35	18	5.4	12	3.6	78t	24-163	80.9
OPPONENTS	338	182	2240	53.8	6.63	9	2.7	18	5.3	67	43-342	61.3

RUSHING	ATT	YDS	AVG	LG	TD
Essex Johnson	195	997	5.1	46	4
Boobie Clark	254	988	3.9	26	8
Lenvil Elliott	22	122	5.5	15	1
Ken Anderson	26	97	3.7	17	0
Joe Wilson	10	39	3.9	11	0
Reece Morrison	3	11	3.7	8	0
Dave Lewis	3	-7	-2.3	5	0
Isaac Curtis	2	-11	-5.5	1	0
BENGALS	515	2236	4.3	46	13
OPPONENTS	459	1807	3.9	52	15

RECEIVING	REC	YDS	AVG	LG	TD
Isaac Curtis	45	843	18.7	77t	9
Boobie Clark	45	347	7.7	39	0
Bob Trumpy	29	435	15.0	53	5
Essex Johnson	28	356	12.7	78t	3
Charlie Joiner	13	214	16.5	26	0
Bruce Coslet	9	123	13.7	18	0
Chip Myers	7	77	11.0	18	0
Tim George	2	28	14.0	19	0
Lenvil Elliott	1	12	12.0	12t	1
Reece Morrison	1	4	4.0	4	0
BENGALS	180	2439	13.6	78t	18
OPPONENTS	182	2240	12.3	67	9

INTERCEPTIONS	NO	YDS	AVG	LG	TD
Tommy Casanova	4	33	8.3	16	0
Bill Bergey	3	50	16.7	22	0
Al Beauchamp	3	4	1.3	4	0
Neal Craig	2	52	26.0	30	0
Lemar Parrish	2	10	5.0	10	0
Ken Riley	2	2	1.0	5	0
Ken Avery	1	15	15.0	15	0
Bernard Jackson	1	0	0.0	0	0
BENGALS	18	166	9.2	30	0
OPPONENTS	12	198	16.5	37	1

PUNTING	NO	YDS	AVG	NET	TB	IN-20	LG	BLK.
Dave Lewis	68	2790	41.0	—	4	—	60	0
BENGALS	68	2790	41.0	—	4	—	60	0
OPPONENTS	77	3214	41.7	—	—	—	—	—

PUNT RETURNS	NO	FC	YDS	AVG	LG	TD
Lemar Parrish	25	1	200	8.0	47	0
Tommy Casanova	15	6	119	7.9	27	0
Lyle Blackwood	4	5	12	3.0	4	0
Dave Lewis	1	2	2	2.0	2	0
BENGALS	45	14	333	7.4	47	0
OPPONENTS	27	—	123	4.6	—	0

KICKOFF RETURNS	NO	YDS	AVG	LG	TD
Bernard Jackson	21	520	24.8	41	0
Joe Wilson	8	173	21.6	27	0
Lemar Parrish	7	143	20.4	29	0
Dave Lewis	2	40	20.0	27	0
Bruce Coslet	1	0	0.0	0	0
BENGALS	39	876	22.5	41	0
OPPONENTS	42	1170	27.9	103t	1

FIELD GOALS	1-19	20-29	30-39	40-49	50+
Horst Muhlmann	5-5	6-7	5-9	4-6	1-4
BENGALS	5-5	6-7	5-9	4-6	1-4

Horst Muhlmann: (21G), (39N, 27G, 51N), (42N, 34N, 26N), (38G), (41G, 20G, 52N, 20G, 19G), (32N, 57N), (41G, 17G), (29G), (35G, 33N, 36G, 47N, 33G), (16G, 51G), (—), (22G, 38G), (45G, 10G), (40G, 11G).

## USUAL STARTERS

OFFENSE		DEFENSE	
WR	Tim George,	LDE	Royce Berry
	Charlie Joiner,	LDT	Mike Reid
	Chip Myers	RDT	Ron Carpenter
LOT	Rufus Mayes	RDE	Sherman White
LG	Howard Fest	LLB	Al Beauchamp
C	Bob Johnson	MLB	Bill Bergey
RG	Pat Matson	RLB	Ron Pritchard
ROT	Vernon Holland	LCB	Lemar Parrish
TE	Bob Trumpy	RCB	Ken Riley
WR	Isaac Curtis	LS	Neal Craig
QB	Ken Anderson	RS	Tommy Casanova
HB	Essex Johnson		
FB	Boobie Clark		

DEFENSE	ST	AT	TT	SKS-YDS	INT-YDS	PD	FF	FR-YDS
(NA*)	—	—	—	—	—	—	—	—

\* NOTE: Time of possession was not recorded until 1977.

\*\* NOTE: Overtime was not employed for regular-season games in the NFL until 1974.

\*\*\* NOTE: The two-point conversion was not instituted in the NFL until 1994.

^ NOTE: Regular-season defensive statistics were not kept regularly until 1976.

# 1974 STATISTICS

RECORD: 7-7-0

HEAD COACH: PAUL BROWN

DATE	W-L	SCORE	OPPONENT	ATTENDANCE
9-15-74	W	33-7	CLEVELAND	53,113
9-22-74	L	17-20	SAN DIEGO	51,178
9-29-74	W	21-3	at San Francisco	49,895
10-6-74	W	28-17	WASHINGTON	56,175
10-13-74	W	34-24	at Cleveland	70,897
10-20-74	L	27-30	at Oakland	51,821
10-27-74	L	21-34	HOUSTON	55,434
11-3-74	W	24-14	at Baltimore	36,110
11-10-74	W	17-10	PITTSBURGH	57,532
11-17-74	L	3-20	at Houston	44,054
11-24-74	W	33-6	KANSAS CITY	49,777
12-2-74	L	3-24	at Miami	71,962
12-8-74	L	19-23	DETROIT	45,159
12-14-74	L	3-27	at Pittsburgh	42,878

TEAM STATISTICS	BENGALS	OPPONENTS
TOTAL FIRST DOWNS	260	256
Rushing	115	127
Passing	131	109
Penalty	14	20
3rd Down: Made-Att	—	—
3rd Down Pct.	—	—
4th Down: Made-Att	—	—
4th Down Pct.	—	—
POSSESSION AVG.	(NA)	(NA)
TOTAL NET YARDS	4489	3942
Avg. Per Game	320.6	281.6
Total Plays	835	892
Avg. Per Play	5.4	4.4
NET YARDS RUSHING	1978	2152
Avg. Per Game	141.3	153.7
Total Rushes	445	497
NET YARDS PASSING	2511	1790
Avg. Per Game	179.4	127.9
Sacked-Yards Lost	37-293	36-320
Gross Yards	2804	2110
Att.-Completions	353-224	359-186
Completion Pct.	63.5	51.8
Had Intercepted	13	9
PUNTS-AVG.	66-40.9	81-37.8
Net Punting Avg.	—	—
PENALTIES-YARDS	78-653	77-640
FUMBLES-BALLS LOST	27-18	23-11
TOUCHDOWNS	36	30
Rushing	14	16
Passing	18	13
Returns	4	1

SCORE BY PERIODS	1	2	3	4	OT	PTS
BENGALS	50	95	60	78	0	283
OPPONENTS	37	63	70	89	0	259

SCORING	TD	TD-R	TD-P	TD-RT	PAT	FG	S	PTS
Horst Muhlmann	0	0	0	0	32-35	11-18	0	65
Isaac Curtis	10	0	10	0	—	—	0	60
Boobie Clark	6	5	1	0	—	—	0	36
Ed Williams	4	3	1	0	—	—	0	24
Lemar Parrish	3	0	0	3	—	—	0	18
Ken Anderson	2	2	0	0	—	—	0	12
Doug Dressler	2	2	0	0	—	—	0	12
Lenvil Elliott	2	1	1	0	—	—	0	12
Bob Trumpy	2	0	2	0	—	—	0	12
Wayne Clark	1	1	0	0	—	—	0	6
Essex Johnson	1	0	1	0	—	—	0	6
Charlie Joiner	1	0	1	0	—	—	0	6
Bob Maddox	1	0	0	1	—	—	0	6
Chip Myers	1	0	1	0	—	—	0	6
Ron Carpenter	0	0	0	0	—	—	1	2
BENGALS	36	14	18	4	32-36	11-18	1	283
OPPONENTS	30	16	13	1	28-30	17-22	0	259

Two-point conversions: (NA\*\*).

PASSING	ATT	CMP	YDS	CMP%	YDS/ATT	TD	TD%	INT	INT%	LG	SKD-YDS	RAT
Ken Anderson	328	213	2667	64.9	8.13	18	5.5	10	3.0	77t	36-292	95.7
Wayne Clark	22	9	98	40.9	4.45	0	0.0	3	13.6	19	1-1	15.2
Dave Green	2	1	22	50.0	11.00	0	0.0	0	0.0	22	0-0	89.6
Lenvil Elliott	1	1	17	100.0	17.00	0	0.0	0	0.0	17	0-0	118.8
BENGALS	353	224	2804	63.5	7.94	18	5.1	13	3.7	77t	37-293	89.7
OPPONENTS	359	186	2110	51.8	5.88	13	3.6	9	2.5	64	36-320	71.4

RUSHING	ATT	YDS	AVG	LG	TD
Charlie Davis	72	375	5.2	29	0
Lenvil Elliott	68	345	5.1	26	1
Ken Anderson	43	314	7.3	20	2
Boobie Clark	99	312	3.2	22	5
Doug Dressler	72	255	3.5	17	2
Ed Williams	58	238	4.1	18	3
Isaac Curtis	8	62	7.8	20	0
Essex Johnson	19	44	2.3	11	0
Charlie Joiner	4	20	5.0	8	0
Wayne Clark	1	8	8.0	8t	1
John McDaniel	1	5	5.0	5	0
BENGALS	445	1978	4.4	29	14
OPPONENTS	497	2152	4.3	54	16

RECEIVING	REC	YDS	AVG	LG	TD
Chip Myers	32	383	12.0	22	1
Isaac Curtis	30	633	21.1	77t	10
Doug Dressler	29	196	6.8	23	0
Charlie Joiner	24	390	16.3	65t	1
Boobie Clark	23	194	8.4	23	1
Bob Trumpy	21	330	15.7	41	2
Charlie Davis	19	171	9.0	32	0
Lenvil Elliott	18	187	10.4	28t	1
Ed Williams	13	98	7.5	19t	1
Essex Johnson	8	85	10.6	27t	1
John McDaniel	2	79	39.5	60	0
Bruce Coslet	2	24	12.0	18	0
Bernard Jackson	1	22	22.0	22	0
Al Chandler	1	9	9.0	9	0
Bob Johnson	1	3	3.0	3	0
BENGALS	224	2804	12.5	77t	18
OPPONENTS	186	2110	11.3	64	13

INTERCEPTIONS	NO	YDS	AVG	LG	TD
Ken Riley	5	33	6.6	19	0
Tommy Casanova	2	26	13.0	26	0
Al Beauchamp	1	34	34.0	34	0
Bernard Jackson	1	17	17.0	17	0
BENGALS	9	110	12.2	34	0
OPPONENTS	13	140	10.8	40	0

PUNTING	NO	YDS	AVG	NET	TB	IN-20	LG	BLK.
Dave Green	66	2701	40.9	—	10	—	53	0
BENGALS	66	2701	40.9	—	10	—	53	0
OPPONENTS	81	3061	37.8	—	—	—	—	—

PUNT RETURNS	NO	FC	YDS	AVG	LG	TD
Tommy Casanova	24	2	265	11.0	74	0
Lemar Parrish	18	1	338	18.8	90t	2
Lyle Blackwood	10	3	29	2.9	11	0
BENGALS	52	6	632	12.2	90t	2
OPPONENTS	41	—	457	11.1	—	0

KICKOFF RETURNS	NO	YDS	AVG	LG	TD
Bernard Jackson	29	682	23.5	45	0
Charlie Davis	12	243	20.3	28	0
John McDaniel	3	64	21.3	24	0
Tommy Casanova	1	48	48.0	48	0
Lemar Parrish	2	36	18.0	21	0
Ed Williams	2	33	16.5	22	0
Doug Dressler	3	32	10.7	18	0
Lyle Blackwood	1	17	17.0	17	0
Lenvil Elliott	1	2	2.0	2	0
BENGALS	54	1157	21.4	48	0
OPPONENTS	55	1198	21.8	—	0

FIELD GOALS	1-19	20-29	30-39	40-49	50+
Horst Muhlmann	1-1	2-2	5-9	3-6	0-0
BENGALS	1-1	2-2	5-9	3-6	0-0

Horst Muhlmann: (32G), (34N), (34G), (—), (—), (45N), (—), (—), (40B, 18G, 33B), (30G), (28G, 46N), (39N), (29G), (42G, 34G, 40G, 47G), (38B, 32G).

## USUAL STARTERS

OFFENSE		DEFENSE	
WR	Isaac Curtis	LDE	Ken Johnson
LOT	Rufus Mayes	LDT	Mike Reid
LG	Howard Fest	RDT	Ron Carpenter
C	Bob Johnson	RDE	Sherman White
RG	John Shinnors,	LLB	Al Beauchamp
	Pat Matson	MLB	Doug Adams,
ROT	Stan Walters		Jim LeClair,
TE	Bob Trumpy		Ken Avery
WR	Charlie Joiner	RLB	Ron Pritchard
QB	Ken Anderson	LCB	Lemar Parrish
RB	Charlie Davis	RCB	Ken Riley
RB	Boobie Clark	LS	Bernard Jackson
		RS	Tommy Casanova

DEFENSE	ST	AT	TT	SKS-YDS	INT-YDS	PD	FF	FR-YDS
(NA**)	—	—	—	—	—	—	—	—

\* NOTE: Time of possession was not recorded until 1977.  
 \*\* NOTE: The two-point conversion was not instituted in the NFL until 1994.  
 \*\*\* NOTE: Regular-season defensive statistics were not kept regularly until 1976.

# 1975 STATISTICS

RECORD: 11-3-0

HEAD COACH: PAUL BROWN  
(BENGALS WERE WILD CARD QUALIFIER; SEE POSTSEASON  
PORTION OF TEAM HISTORY SECTION FOR POSTSEASON STATS)

DATE	W-L	SCORE	OPPONENT	ATTENDANCE
9-21-75	W	24-17	CLEVELAND	52,874
9-28-75	W	21-0	at New Orleans	52,531
10-5-75	W	21-19	at Houston	45,321
10-12-75	W	27-10	NEW ENGLAND	51,220
10-19-75	W	14-10	OAKLAND	48,122
10-26-75	W	21-14	at Atlanta	45,811
11-2-75	L	24-30	PITTSBURGH	58,418
11-9-75	W	17-16	at Denver	49,919
11-17-75	W	33-24	BUFFALO	56,666
11-23-75	L	23-35	at Cleveland	56,427
11-30-75	W	23-19	HOUSTON	46,128
12-7-75	W	31-0	at Philadelphia	56,984
12-13-75	L	14-35	at Pittsburgh	48,889
12-21-75	W	47-17	SAN DIEGO	46,474

TEAM STATISTICS	BENGALS	OPPONENTS
TOTAL FIRST DOWNS	295	241
Rushing	107	115
Passing	166	107
Penalty	22	19
3rd Down: Made-Att	—	—
3rd Down Pct.	—	—
4th Down: Made-Att	—	—
4th Down Pct.	—	—
POSSESSION AVG.	(*NA)	(*NA)
TOTAL NET YARDS	5060	3923
Avg. Per Game	361.4	280.2
Total Plays	966	889
Avg. Per Play	5.2	4.4
NET YARDS RUSHING	1819	2194
Avg. Per Game	129.9	156.7
Total Rushes	499	473
NET YARDS PASSING	3241	1729
Avg. Per Game	231.5	123.5
Sacked-Yards Lost	34-256	27-272
Gross Yards	3497	2001
Att.-Completions	433-255	389-175
Completion Pct.	58.9	45.0
Had Intercepted	14	22
PUNTS-AVG.	68-39.0	77-40.9
Net Punting Avg.	—	—
PENALTIES-YARDS	88-783	91-824
FUMBLES-BALLS LOST	31-20	39-22
TOUCHDOWNS	45	30
Rushing	20	15
Passing	23	11
Returns	2	4

SCORE BY PERIODS	1	2	3	4	OT	PTS
BENGALS	84	120	54	82	0	340
OPPONENTS	36	77	68	65	0	246

SCORING	TD	TD-R	TD-P	TD-Rt	PAT	FG	S	PTS
Dave Green	0	0	0	40-45	10-21	0	70	
Stan Fritts	10	8	2	0	—	0	60	
Isaac Curtis	7	0	7	0	—	0	42	
Charlie Joiner	5	0	5	0	—	0	30	
Boobie Clark	4	4	0	0	—	0	24	
Lenvil Elliott	4	1	3	0	—	0	24	
Chip Myers	3	0	3	0	—	0	18	
Ed Williams	3	2	1	0	—	0	18	
Ken Anderson	2	2	0	0	—	0	12	
Essex Johnson	2	1	1	0	—	0	12	
John Reaves	2	2	0	0	—	0	12	
Marvin Cobb	1	0	0	1	—	0	6	
Ken Riley	1	0	0	1	—	0	6	
Bob Trumpy	1	0	1	0	—	0	6	
BENGALS	45	20	23	2	40-45	10-21	0	340
OPPONENTS	30	15	11	4	26-30	12-14	2	246

Two-point conversions: (NA\*\*).

PASSING	ATT	CMP	YDS	CMP%	YDS/ATT	TD	TD%	INT	INT%	LG	SKD-YDS	RAT
Ken Anderson	377	228	3169	60.5	8.41	21	5.6	11	2.9	55	32-247	93.9
John Reaves	51	25	297	49.0	5.82	2	3.9	3	5.9	51	2-9	55.8
Stan Fritts	4	2	31	50.0	7.75	0	0.0	0	0.0	16	0-0	76.0
Dave Green	1	0	0	0.0	0.00	0	0.0	0	0.0	—	0-0	39.6
BENGALS	433	255	3497	58.9	8.08	23	5.3	14	3.2	55	34-256	89.0
OPPONENTS	389	175	2001	45.0	5.14	11	2.8	22	5.7	48	27-272	46.9

RUSHING	ATT	YDS	AVG	LG	TD
Boobie Clark	167	594	3.6	17	4
Stan Fritts	94	375	4.0	22	8
Lenvil Elliott	71	308	4.3	27	1
Ken Anderson	49	188	3.8	29	2
Essex Johnson	58	177	3.1	15	1
Ed Williams	35	136	3.9	19	2
Champ Henson	11	38	3.5	8	0
John Reaves	6	13	2.2	9	2
Bruce Coslet	1	1	1.0	1	0
John McDaniel	1	-2	-2.0	-2	0
Isaac Curtis	6	-9	-1.5	14	0
BENGALS	499	1819	3.6	29	20
OPPONENTS	473	2194	4.6	55	15

RECEIVING	REC	YDS	AVG	LG	TD
Isaac Curtis	44	934	21.2	55	7
Boobie Clark	42	334	8.0	27	0
Charlie Joiner	37	726	19.6	51	5
Chip Myers	36	527	14.6	34t	3
Essex Johnson	25	196	7.8	30	1
Bob Trumpy	22	276	12.5	35t	1
Lenvil Elliott	20	196	9.8	31	3
Bruce Coslet	10	117	11.7	18	0
Ed Williams	10	96	9.6	20	1
Stan Fritts	6	63	10.5	17t	2
Jack Novak	2	34	17.0	19	0
Champ Henson	1	-2	-2.0	-2	0
BENGALS	255	3497	13.7	55	23
OPPONENTS	175	2001	11.4	48	11

INTERCEPTIONS	NO	YDS	AVG	LG	TD
Ken Riley	6	76	12.7	30t	1
Bernard Jackson	5	97	19.4	34	0
Marvin Cobb	4	116	29.0	52t	1
Jim LeClair	3	25	8.3	21	0
Lyle Blackwood	2	44	22.0	40	0
Ricky Davis	1	26	26.0	26	0
Lemar Parrish	1	26	26.0	26	0
BENGALS	22	410	18.6	52t	2
OPPONENTS	14	244	17.4	65	1

PUNTING	NO	YDS	AVG	NET	TB	IN-20	LG	BLK.
Dave Green	68	2655	39.0	—	6	—	57	1
BENGALS	68	2655	39.0	—	6	—	57	1
OPPONENTS	77	3150	40.7	—	—	—	—	—

PUNT RETURNS	NO	FC	YDS	AVG	LG	TD
Lyle Blackwood	23	0	123	5.3	31	0
Lemar Parrish	13	1	83	6.4	34	0
Tommy Casanova	11	2	60	5.5	12	0
Marvin Cobb	1	3	1	1.0	1	0
BENGALS	48	6	267	5.6	34	0
OPPONENTS	42	—	386	9.2	—	1

KICKOFF RETURNS	NO	YDS	AVG	LG	TD
Bernard Jackson	25	587	23.5	39	0
Lenvil Elliott	13	272	20.9	46	0
Lemar Parrish	4	114	28.5	64	0
John McDaniel	3	69	23.0	26	0
Brad Cousino	1	0	0.0	0	0
BENGALS	46	1042	22.7	64	0
OPPONENTS	66	1558	23.6	—	0

FIELD GOALS	1-19	20-29	30-39	40-49	50+
Dave Green	1-1	5-8	1-7	3-5	0-0
BENGALS	1-1	5-8	1-7	3-5	0-0
Dave Green: (44G, 29N), (33N), (—), (21G, 29G), (37N), (41N), (23G), (45G, 28N, 35N), (28G, 18G, 37N), (21G, 25N), (33G), (37N), (48G), (36N, 47N), (—).					

USUAL STARTERS			
OFFENSE		DEFENSE	
WR	Isaac Curtis	LDE	Ken Johnson
LOT	Rufus Mayes	LDT	Bob Brown
LG	Howard Fest	RDT	Ron Carpenter
C	Bob Johnson	RDE	Sherman White
RG	Dave Lapham	LLB	Al Beauchamp
ROT	Vernon Holland	MLB	Jim LeClair
TE	Bob Trumpy	RLB	Ron Pritchard
WR	Charlie Joiner	LCB	Lemar Parrish
QB	Ken Anderson	RCB	Ken Riley
HB	Stan Fritts	LS	Tommy Casanova
	Lenvil Elliott	RS	Bernard Jackson
FB	Boobie Clark		

DEFENSE	ST	AT	TT	SKS-YDS	INT-YDS	PD	FF	FR-YDS
(NA**)	—	—	—	—	—	—	—	—

\* NOTE: Time of possession was not recorded until 1977.

\*\* NOTE: The two-point conversion was not instituted in the NFL until 1994.

\*\*\* NOTE: Regular-season defensive statistics were not kept regularly until 1976.

# 1976 STATISTICS

RECORD: 10-4-0

HEAD COACH: BILL JOHNSON

DATE	W-L	SCORE	OPPONENT	ATTENDANCE
9-12-76	W	17-7	DENVER	53,464
9-19-76	L	27-28	at Baltimore	50,374
9-26-76	W	28-7	GREEN BAY	44,103
10-3-76	W	45-24	at Cleveland	75,817
10-10-76	W	21-0	TAMPA BAY	49,700
10-17-76	L	6-23	at Pittsburgh	48,311
10-24-76	W	27-7	at Houston	45,499
10-31-76	W	21-6	CLEVELAND	54,776
11-8-76	W	20-12	LOS ANGELES	52,480
11-14-76	W	31-27	HOUSTON	53,243
11-21-76	W	27-24	at Kansas City	46,259
11-28-76	L	3-7	PITTSBURGH	55,142
12-6-76	L	20-35	at Oakland	52,430
12-12-76	W	42-3	at N.Y. Jets	31,067

TEAM STATISTICS	BENGALS	OPPONENTS
TOTAL FIRST DOWNS	238	234
Rushing	114	116
Passing	110	103
Penalty	14	15
3rd Down: Made-Att	—	—
3rd Down Pct.	—	—
4th Down: Made-Att	—	—
4th Down Pct.	—	—
POSSESSION AVG.	(NA)	(NA)
TOTAL NET YARDS	4300	3670
Avg. Per Game	307.1	262.1
Total Plays	878	930
Avg. Per Play	4.9	3.9
NET YARDS RUSHING	2109	1912
Avg. Per Game	150.6	136.6
Total Rushes	481	520
NET YARDS PASSING	2191	1758
Avg. Per Game	156.5	125.6
Sacked-Yards Lost	37-252	46-444
Gross Yards	2443	2202
Att.-Completions	360-187	364-177
Completion Pct.	51.9	48.6
Had Intercepted	15	26
PUNTS-AVG.	76-39.5	86-38.2
Net Punting Avg.	—	—
PENALTIES-YARDS	79-700	90-768
FUMBLES-BALLS LOST	38-20	34-15
TOUCHDOWNS	42	25
Rushing	15	11
Passing	21	13
Returns	6	1

SCORE BY PERIODS	1	2	3	4	OT	PTS
BENGALS	91	85	91	68	0	335
OPPONENTS	44	63	49	54	0	210

SCORING	TD	TD-R	TD-P	TD-R	PAT	FG	S	PTS
Chris Bahr	0	0	0	0	39-42	14-27	0	81
Boobie Clark	8	7	1	0	—	—	0	48
Bob Trumpy	7	0	7	0	—	—	0	42
Isaac Curtis	6	0	6	0	—	—	0	36
Tommy Casanova	3	0	0	3	—	—	0	18
Lenvil Elliott	3	0	3	0	—	—	0	18
Stan Fritts	3	3	0	0	—	—	0	18
Archie Griffin	3	3	0	0	—	—	0	18
Bruce Coslet	2	0	2	0	—	—	0	12
Ken Anderson	1	1	0	0	—	—	0	6
Tony Davis	1	1	0	0	—	—	0	6
John McDaniel	1	0	1	0	—	—	0	6
Melvin Morgan	1	0	0	1	—	—	0	6
Chip Myers	1	0	1	0	—	—	0	6
Ken Riley	1	0	0	1	—	—	0	6
Willie Shelby	1	0	0	1	—	—	0	6
Coy Bacon	0	0	0	0	—	—	1	2
BENGALS	42	15	21	6	39-42	14-27	1	335
OPPONENTS	25	11	13	1	24-55	12-22	0	210

Two-point conversions: (NA\*\*).

PASSING	ATT	CMP	YDS	CMP%	YDS/ATT	TD	TD%	INT	INT%	LG	SKD-YDS	RAT
Ken Anderson	338	179	2367	53.0	7.00	19	5.6	14	4.1	85t	34-235	76.9
John Reaves	22	8	76	36.4	3.45	2	9.1	1	4.5	19	3-17	58.1
BENGALS	360	187	2443	51.9	6.79	21	5.8	15	4.2	85t	37-252	75.7
OPPONENTS	364	177	2202	48.6	6.05	13	3.6	26	7.1	68t	46-444	-50.0

RUSHING	ATT	YDS	AVG	LG	TD
Boobie Clark	151	671	4.4	24	7
Archie Griffin	138	625	4.5	77t	3
Lenvil Elliott	69	276	4.0	24	0
Stan Fritts	47	200	4.3	13	3
Tony Davis	36	178	4.9	16	1
Ken Anderson	31	134	4.3	25	1
Isaac Curtis	3	29	9.7	19	0
Willie Shelby	5	9	1.8	3	0
Billy Brooks	1	-13	-13.0	-13	0
BENGALS	481	2109	4.4	77t	15
OPPONENTS	520	1912	3.7	29	11

RECEIVING	REC	YDS	AVG	LG	TD
Isaac Curtis	41	766	18.7	85t	6
Boobie Clark	23	158	6.9	19	1
Lenvil Elliott	22	188	8.5	29t	3
Bob Trumpy	21	323	15.4	48t	7
Chip Myers	17	267	15.7	63	1
Billy Brooks	16	191	11.9	25	0
Archie Griffin	16	138	8.6	23	0
John McDaniel	12	232	19.3	46	1
Stan Fritts	9	75	8.3	19	0
Bruce Coslet	5	73	14.6	32	2
Tony Davis	4	29	7.3	11	0
Willie Shelby	1	3	3.0	3	0
BENGALS	187	2443	13.1	85t	21
OPPONENTS	177	2202	12.4	68t	13

INTERCEPTIONS	NO	YDS	AVG	LG	TD
Ken Riley	9	141	15.7	53t	1
Tommy Casanova	5	109	21.8	33t	2
Marvin Cobb	3	55	18.3	28	0
Lemar Parrish	2	0	0.0	0	0
Bo Harris	2	-3	-1.5	0	0
Reggie Williams	1	17	17.0	17	0
Jim LeClair	1	9	9.0	9	0
Chris Devlin	1	2	2.0	2	0
Bernard Jackson	1	0	0.0	0	0
Ron Pritchard	1	0	0.0	0	0
BENGALS	26	330	12.7	53t	3
OPPONENTS	15	102	6.8	29	0

PUNTING	NO	YDS	AVG	NET	TB	IN-20	LG	BLK.
Pat McNally	76	2999	39.5	—	6	—	61	0
BENGALS	76	2999	39.5	—	6	—	61	0
OPPONENTS	86	3287	38.2	—	—	—	—	—

PUNT RETURNS	NO	FC	YDS	AVG	LG	TD
Willie Shelby	21	4	162	7.7	30	0
Lemar Parrish	20	2	122	6.1	32	0
Tommy Casanova	10	2	45	4.5	15	0
Marvin Cobb	3	2	14	4.7	7	0
Tony Davis	0	3	0	—	—	0
BENGALS	54	13	343	6.4	32	0
OPPONENTS	41	—	323	7.9	—	1

KICKOFF RETURNS	NO	YDS	AVG	LG	TD
Willie Shelby	30	761	25.4	97t	1
Lenvil Elliott	5	98	19.6	22	0
Lemar Parrish	3	62	20.7	28	0
Archie Griffin	3	56	18.7	23	0
Ron Hunt	2	24	12.0	17	0
Tony Davis	4	21	5.3	12	0
Melvin Morgan	1	14	14.0	14	0
Stan Fritts	1	10	10.0	10	0
BENGALS	49	1046	21.3	97t	1
OPPONENTS	66	1616	24.5	—	0

FIELD GOALS	1-19	20-29	30-39	40-49	50+
Chris Bahr	1-1	6-8	2-4	3-8	2-6
BENGALS	1-1	6-8	2-4	3-8	2-6
Chris Bahr: (21G, 44N, 46N), (51G, 26G), (38B, 50N, 45B, 40N), (40G), (22N), (22G, 19G, 34N), (28G, 34G, 46N), (28N), (50N), (50G), (51N), (40G), (50N), (33G, 47G, 20G, 25G).					

## USUAL STARTERS

OFFENSE		DEFENSE	
WR	Billy Brooks	LDE	Gary Burley
LOT	Rufus Mayes	LDT	Bob Brown
LG	John Shiners	RDT	Ron Carpenter
C	Bob Johnson	RDE	Coy Bacon
RG	Dave Lapham	LLB	Bo Harris
ROT	Vernon Holland	MLB	Jim LeClair
TE	Bob Trumpy	RLB	Reggie Williams
WR	Isaac Curtis	LCB	Lemar Parrish
QB	Ken Anderson	RCB	Ken Riley
HB	Archie Griffin	LS	Tommy Casanova
FB	Boobie Clark	RS	Marvin Cobb, Bernard Jackson

DEFENSE***	ST	AT	TT	SKS-YDS	INT-YDS	PD	FF	FR-YDS
Reggie Williams	83	23	106	2-24	1-17	7	0	0-0
Jim LeClair	81	25	106	0-0	1-9	3	1	0-0
Gary Burley	69	11	80	10-90.5	0-0	1	1	1-0
Bo Harris	54	15	69	1.5-5.5	2-(-3)	4	3	1-(-2)
Bob Brown	55	10	65	2-21	0-0	0	1	1-0
Ron Carpenter	50	15	65	5.5-54	0-0	3	0	2-0
Coy Bacon	52	10	62	22-217	0-0	2	5	2-48
Marvin Cobb	36	7	43	0-0	3-55	5	0	0-0
Lemar Parrish	36	7	43	0-0	2-0	12	0	0-0
Bernard Jackson	30	5	35	0-0	1-0	8	0	3-13
Glenn Cameron	27	6	33	0-0	0-0	1	0	0-0
Tommy Casanova	25	6	31	0-0	5-109	7	0	1-25
Ken Riley	28	2	30	0-0	9-141	14	0	2-0
Melvin Morgan	19	3	22	0-0	0-0	3	0	1-32
Chris Devlin	15	4	19	0-0	1-2	1	0	0-0
Scott Perry	14	3	17	0-0	0-0	2	0	1-0
Ron Pritchard	14	1	15	1-12	1-0	1	1	0-0
Tony Davis	9	2	11	0-0	0-0	0	0	0-0
Greg Fairchild	5	2	7	0-0	0-0	0	0	0-0
Ken Johnson	5	2	7	1-10	0-0	2	0	0-0
Bill Kollar	5	0	5	1-10	0-0	1	0	0-0
Willie Shelby	5	0	5	0-0	0-0	0	0	0-0
Bob Johnson	3	1	4	0-0	0-0	0	0	0-0
Dave Lapham	3	0	3	0-0	0-0	0	0	0-0
John McDaniel	3	0	3	0-0	0-0	0	0	0-0
Stan Fritts	2	0	2	0-0	0-0	0	0	0-0
Ron Hunt	2	0	2	0-0	0-0	0	0	0-0
Chip Myers	2	0	2	0-0	0-0	0	0	0-0
Bruce Coslet	1	1	2	0-0	0-0	0	0	0-0
Glenn Bujnoch	1	0	1	0-0	0-0	0	0	0-0
Boobie Clark	1	0	1	0-0	0-0	0	0	0-0
Lenvil Elliott	1	0	1	0-0	0-0	0	0	0-0
John Shiners	1	0	1	0-0	0-0	0	0	0-0

BLOCKED KICKS	BP	BFG	BXP
Coy Bacon	0	1	0
Ron Carpenter	0	1	0
Melvin Morgan	0	1	0

\* NOTE: Time of possession was not recorded until 1977.

\*\* NOTE: The two-point conversion was not instituted in the NFL until 1994.

\*\*\* NOTE: It was not standard practice to separate the three types of defensive statistics — defense, special teams and miscellaneous — until 1988. Thus, the defensive statistics listed above include the combined totals of all three types. All defensive statistics above are press box statistics produced at the games.

# 1977 STATISTICS

RECORD: 8-6-0

HEAD COACH: BILL JOHNSON

DATE	W-L	SCORE	OPPONENT	ATTENDANCE
9-18-77	L	3-13	CLEVELAND	52,847
9-25-77	W	42-20	SEATTLE	45,579
10-2-77	L	3-24	at San Diego	40,352
10-9-77	W	17-7	at Green Bay	53,653
10-17-77	L	14-20	at Pittsburgh	47,950
10-23-77	L	13-24	DENVER	54,395
10-30-77	W	13-10 (OT)	HOUSTON	53,194
11-6-77	W	10-7	at Cleveland	81,932
11-13-77	L	10-42	at Minnesota	45,371
11-20-77	W	23-17	MIAMI	46,733
11-27-77	W	30-13	N.Y. GIANTS	32,705
12-4-77	W	27-7	at Kansas City	38,488
12-10-77	W	17-10	PITTSBURGH	36,133
12-18-77	L	16-21	at Houston	46,212

TEAM STATISTICS		BENGALS	OPPONENTS
TOTAL FIRST DOWNS		248	253
Rushing		110	113
Passing		112	113
Penalty		26	27
3rd Down: Made-Att		—	—
3rd Down Pct.		—	—
4th Down: Made-Att		—	—
4th Down Pct.		—	—
POSSESSION AVG.	(*30:40)	(*29:20)	(*30:40)
TOTAL NET YARDS		4194	4124
Avg. Per Game		299.6	294.6
Total Plays		904	901
Avg. Per Play		4.6	4.6
NET YARDS RUSHING		1861	1897
Avg. Per Game		132.9	135.5
Total Rushes		488	525
NET YARDS PASSING		2333	2227
Avg. Per Game		166.6	159.1
Sacked-Yards Lost		31-217	25-226
Gross Yards		2550	2453
Att.-Completions		385-192	351-196
Completion Pct.		49.9	55.8
Had Intercepted		16	16
PUNTS-AVG.		70-41.3	72-37.6
Net Punting Avg.		—	—
PENALTIES-YARDS		89-859	103-788
FUMBLES-BALLS LOST		37-16	34-23
TOUCHDOWNS		26	29
Rushing		10	15
Passing		12	14
Returns		4	0

SCORE BY PERIODS	1	2	3	4	OT	PTS
BENGALS	75	71	35	54	3	238
OPPONENTS	38	97	36	64	0	235

SCORING	TD	TD-R	TD-P	TD-Rt	PAT	FG	S	PTS
Chris Bahr	0	0	0	0	25-26	19-27	0	82
Billy Brooks	4	0	4	0	—	—	0	24
Pete Johnson	4	4	0	0	—	—	0	24
Pat McInally	3	0	3	0	—	—	0	18
Ken Anderson	2	2	0	0	—	—	0	12
Isaac Curtis	2	0	2	0	—	—	0	12
Tony Davis	2	2	0	0	—	—	0	12
Reggie Williams	2	0	0	2	—	—	0	12
Glenn Bujnoch	1	1	0	0	—	—	0	6
Boobie Clark	1	1	0	0	—	—	0	6
Jim Corbett	1	0	1	0	—	—	0	6
Lenvil Elliott	1	0	1	0	—	—	0	6
Lemar Parrish	1	0	0	1	—	—	0	6
Willie Shelby	1	0	0	1	—	—	0	6
Bob Trumpy	1	0	1	0	—	—	0	6
BENGALS	26	10	12	4	25-26	19-27	0	238
OPPONENTS	29	15	14	0	26-29	11-18	1	235

Two-point conversions: (NA\*\*).

RUSHING	ATT	YDS	AVG	LG	TD
Pete Johnson	153	585	3.8	65	4
Archie Griffin	137	549	4.0	31	0
Lenvil Elliott	65	269	4.1	32	0
Boobie Clark	68	226	3.3	10t	1
Ken Anderson	26	128	4.9	17t	2
Tony Davis	27	81	3.0	13	2
Tommy Casanova	1	20	20.0	20	0
Glenn Bujnoch	1	4	4.0	4t	1
Pat McInally	1	4	4.0	4	0
Marvin Cobb	1	0	0.0	0	0
John Reaves	5	0	0.0	0	0
Jim Corbett	1	-1	-1.0	-1	0
Billy Brooks	2	-4	-2.0	4	0
BENGALS	488	1861	3.8	65	10
OPPONENTS	525	1897	3.6	38	15

RECEIVING	REC	YDS	AVG	LG	TD
Billy Brooks	39	772	19.8	94t	4
Lenvil Elliott	29	238	8.2	33	1
Archie Griffin	28	240	8.6	24	0
Isaac Curtis	20	338	16.9	54	2
Bob Trumpy	18	251	13.9	32	1
Pat McInally	17	258	15.2	43t	3
John McDaniel	12	148	12.3	31	0
Tony Davis	9	83	9.2	28	0
Jim Corbett	7	127	18.1	47t	1
Boobie Clark	7	33	4.7	11	0
Pete Johnson	5	49	9.8	21	0
Rick Walker	1	13	13.0	13	0
BENGALS	192	2550	13.3	94t	12
OPPONENTS	196	2453	12.5	82t	14

INTERCEPTIONS	NO	YDS	AVG	LG	TD
Lemar Parrish	3	95	31.7	47t	1
Reggie Williams	3	67	22.3	54t	1
Marvin Cobb	2	37	18.5	34	0
Bo Harris	2	17	8.5	10	0
Ken Riley	2	14	7.0	14	0
Jim LeClair	2	8	4.0	8	0
Tommy Casanova	1	0	0.0	0	0
Melvin Morgan	1	0	0.0	0	0
BENGALS	16	238	14.9	54t	2
OPPONENTS	16	192	12.0	41	0

PUNTING	NO	YDS	AVG	NET	TB	IN-20	LG	BLK.
Pat McInally	67	2802	41.8	—	3	—	67	1
Chris Bahr	2	88	44.0	—	0	—	45	0
BENGALS	70	2890	41.3	—	3	—	67	1
OPPONENTS	75	2822	37.6	—	—	—	—	—

PUNT RETURNS	NO	FC	YDS	AVG	LG	TD
Tony Davis	19	6	220	11.6	70	0
Willie Shelby	11	3	54	4.9	13	0
Lemar Parrish	4	0	30	7.5	11	0
Steve Holden	3	0	14	4.7	13	0
Jerry Anderson	1	0	0	0.0	0	0
Tommy Casanova	1	1	6	6.0	6	0
Marvin Cobb	1	0	4	4.0	4	0
Reggie Williams	1	0	0	0.0	0	0
BENGALS	41	10	328	8.0	70	0
OPPONENTS	38	—	260	6.8	—	0

KICKOFF RETURNS	NO	YDS	AVG	LG	TD
Willie Shelby	19	403	21.2	38	0
Archie Griffin	9	192	21.3	31	0
Jerry Anderson	8	129	16.1	21	0
Tony Davis	3	42	14.0	18	0
Steve Holden	2	42	21.0	24	0
Lenvil Elliott	1	23	23.0	23	0
Lemar Parrish	1	23	23.0	23	0
Marvin Cobb	1	15	15.0	15	0
Pete Johnson	1	11	11.0	11	0
Greg Fairchild	1	6	6.0	6	0
BENGALS	46	886	19.3	38	0
OPPONENTS	49	1029	21.4	—	0

FIELD GOALS	1-19	20-29	30-39	40-49	50+
Chris Bahr	1-1	10-11	4-8	4-6	0-1
BENGALS	1-1	10-11	4-8	4-6	0-1
Chris Bahr: (25G, 47N, 38N), (—), (35G), (36N, 32G), (—), (24G, 57N, 19G), (39N, 23G, 22G), (47G), (23G, 48N), (43G, 44G, 42G), (32G), (20G, 35G), (37N, 24N, 24G), (24G, 27G, 28G).					

PASSING	ATT	CMP	YDS	CMP%	YDS/ATT	TD	TD%	INT	INT%	LG	SKD-YDS	RAT
Ken Anderson	323	166	2145	51.4	6.64	11	3.4	11	3.4	94t	28-197	69.7
John Reaves	59	24	383	40.7	6.49	0	0.0	5	8.5	40	2-17	27.6
Marvin Cobb	1	0	0	0.0	0.00	0	0.0	0	0.0	—	0-0	39.6
Archie Griffin	1	1	18	100.0	18.00	1	100.0	0	0.0	18t	1-3	158.3
Pat McInally	1	1	4	100.0	4.00	0	0.0	0	0.0	4	0-0	83.3
BENGALS	385	192	2550	49.9	6.62	12	3.1	16	4.2	94t	31-217	64.3
OPPONENTS	351	196	2453	55.8	6.99	14	4.0	16	4.6	82t	25-226	72.0

## USUAL STARTERS

OFFENSE		DEFENSE	
WR	Isaac Curtis	LDE	Gary Burley
LOT	Rufus Mayes	LDT	Eddie Edwards
LG	John Shinner	RDT	Wilson Whitley
	Glenn Bujnoch	RDE	Coy Bacon
C	Bob Johnson	LLB	Bo Harris
RG	Dave Lapham	MLB	Jim LeClair
ROT	Vernon Holland	RLB	Reggie Williams
TE	Bob Trumpy	LCB	Lemar Parrish
WR	Billy Brooks	RCB	Ken Riley
QB	Ken Anderson	SS	Tommy Casanova
HB	Archie Griffin	FS	Marvin Cobb
FB	Pete Johnson		

DEFENSE***	ST	AT	TT	SKS-YDS	INT-YDS	PD	FF	FR-YDS
Reggie Williams	104	16	120	0.5-7.5	3-67	2	1	2-0
Jim LeClair	82	26	108	2-21	2-8	3	0	3-0
Eddie Edwards	60	11	71	4-31	0-0	1	1	1-0
Bo Harris	50	17	67	2-20.5	2-17	9	0	0-0
Gary Burley	55	11	66	8.5-71.5	0-0	1	0	1-0
Wilson Whitley	36	13	49	0-0	0-0	5	0	1-0
Ken Riley	43	3	46	0-0	2-14	11	0	1-6
Marvin Cobb	34	8	42	0-0	2-37	4	0	0-0
Jerry Anderson	35	6	41	0-0	0-0	1	1	2-0
Coy Bacon	27	9	36	5.5-45.5	0-0	3	0	2-0
Tommy Casanova	28	6	34	0.5-5	1-0	5	1	1-0
Walter Johnson	28	4	32	1-11	0-0	0	0	0-0
Lemar Parrish	25	2	27	0-0	3-95	12	0	0-0
Melvin Morgan	24	3	27	0-0	1-0	6	0	1-0
Glenn Cameron	16	6	22	0-0	0-0	1	0	0-0
Ray Phillips	15	1	16	0-0	0-0	2	1	1-0
Tony Davis	10	2	12	0-0	0-0	0	0	1-0
Jim Corbett	8	3	11	0-0	0-0	0	0	0-0
Ken Johnson	5	2	7	1-13	0-0	0	0	0-0
Scott Perry	6	0	6	0-0	0-0	0	0	0-0
Willie Shelby	6	0	6	0-0	0-0	0	0	0-0
Steve Holden	2	2	4	0-0	0-0	0	0	0-0
Bob Johnson	2	1	3	0-0	0-0	0	0	0-0
Boobie Clark	2	0	2	0-0	0-0	0	0	0-0
Lenvil Elliott	2	0	2	0-0	0-0	0	0	1-0
Archie Griffin	2	0	2	0-0	0-0	0	0	1-0
Pete Johnson	2	0	2	0-0	0-0	0	0	0-0
Billy Brooks	1	0	1	0-0	0-0	0	0	0-0
Glenn Bujnoch	1	0	1	0-0	0-0	0	0	0-0
Isaac Curtis	1	0	1	0-0	0-0	0	0	0-0
Greg Fairchild	1	0	1	0-0	0-0	0	0	0-0
John McDaniel	1	0	1	0-0	0-0	0	0	1-0
John Reaves	1	0	1	0-0	0-0	0	0	0-0
Rick Walker	1	0	1	0-0	0-0	0	0	0-0
Mike Wells	1	0	1	0-0	0-0	0	0	1-0
Pat McInally	0	0	0	0-0	0-0	0	0	1-0

BLOCKED KICKS	BP	BFG	BXP
Tony Davis	1	0	0
Jim LeClair	0	0	1
Scott Perry	1	0	0
Ray Phillips	1	0	0

\* NOTE: Time of possession became an official statistic in 1977. However, the game clock at Cincinnati's Oct. 23 game vs. Denver failed, thus no time of possession was documented for that contest. Without that information, it is impossible to determine the correct time of possession averages for both Cincinnati and Denver that season. The Bengals' averages listed above include only their remaining 13 games of '77, and thus are considered incomplete and unofficial.

\*\* NOTE: The two-point conversion was not instituted in the NFL until 199

# 1978 STATISTICS

RECORD: 4-12-0

HEAD COACH: BILL JOHNSON (GAMES 1-5; RECORD 0-5),  
HOMER RICE (GAMES 6-16; RECORD 4-7)

DATE	W-L	SCORE	OPPONENT	ATTENDANCE
9-3-78	L	23-24	KANSAS CITY	41,810
9-10-78	L	10-13 (OT)	at Cleveland	72,691
9-17-78	L	3-28	PITTSBURGH	50,260
9-24-78	L	18-20	NEW ORLEANS	40,455
10-1-78	L	12-28	at San Francisco	41,107
10-9-78	L	0-21	at Miami	54,729
10-15-78	L	3-10	NEW ENGLAND	48,699
10-22-78	L	0-5	at Buffalo	47,754
10-29-78	W	28-13	HOUSTON	50,532
11-5-78	L	13-22	at San Diego	43,639
11-13-78	L	21-34	OAKLAND	51,374
11-19-78	L	6-7	at Pittsburgh	47,578
11-26-78	L	10-17	at Houston	43,245
12-3-78	W	37-7	ATLANTA	25,336
12-11-78	W	20-19	at Los Angeles	47,471
12-17-78	W	48-16	CLEVELAND	46,985

TEAM STATISTICS	BENGALS	OPPONENTS
TOTAL FIRST DOWNS	271	269
Rushing	105	121
Passing	141	118
Penalty	25	30
3rd Down: Made-Att	—	—
3rd Down Pct.	—	—
4th Down: Made-Att	—	—
4th Down Pct.	—	—
POSSESSION AVG.	29:58	30:02
TOTAL NET YARDS	4872	4632
Avg. Per Game	304.5	289.5
Total Plays	1034	1036
Avg. Per Play	4.7	4.5
NET YARDS RUSHING	2131	2396
Avg. Per Game	133.2	149.8
Total Rushes	526	607
NET YARDS PASSING	2741	2236
Avg. Per Game	171.3	139.8
Sacked-Yards Lost	38-298	33-284
Gross Yards	3039	2520
Att.-Completions	470-250	396-193
Completion Pct.	53.2	48.7
Had Intercepted	30	20
PUNTS-AVG.	95-42.4	108-41.6
Net Punting Avg.	—	—
PENALTIES-YARDS	110-956	123-1074
FUMBLES-BALLS LOST	36-19	36-17
TOUCHDOWNS	29	34
Rushing	10	16
Passing	14	14
Returns	5	4

SCORE BY PERIODS	1	2	3	4	OT	PTS
BENGALS	30	79	46	97	0	252
OPPONENTS	66	106	53	56	3	284

SCORING	TD	TD-R	TD-P	TD-Rt	PAT	FG	S	PTS
Chris Bahr	0	0	0	0	26-29	16-30	0	74
Pete Johnson	7	7	0	0	—	—	0	42
Don Bass	5	0	4	1	—	—	0	30
Isaac Curtis	3	0	3	0	—	—	0	18
Archie Griffin	3	0	3	0	—	—	0	18
Scott Perry	3	0	0	3	—	—	0	18
Billy Brooks	2	0	2	0	—	—	0	12
Tony Davis	2	2	0	0	—	—	0	12
Rick Walker	2	0	2	0	—	—	0	12
Ken Anderson	1	1	0	0	—	—	0	6
Dick Jauron	1	0	0	1	—	—	0	6
Gary Burley	0	0	0	0	—	—	1	2
(team)	—	—	—	—	—	—	1	2
BENGALS	29	10	14	5	26-29	16-30	2	252
OPPONENTS	34	16	14	4	30-34	16-23	1	284

Two-point conversions: (NA\*).

RUSHING	ATT	YDS	AVG	LG	TD
Pete Johnson	180	762	4.2	50t	7
Archie Griffin	132	484	3.7	30	0
Deacon Turner	84	333	4.0	65	0
Boobie Clark	40	187	4.7	20	0
Ken Anderson	29	167	5.8	16	1
Lenvil Elliott	29	75	2.6	12	0
Tony Davis	21	57	2.7	15	2
John Reaves	6	50	8.3	20	0
Tom Dinkel	1	20	20.0	20	0
Isaac Curtis	1	1	1.0	1	0
Rob Hertel	1	0	0.0	0	0
Dennis Law	1	-1	-1.0	-1	0
Don Bass	1	-4	-4.0	-4	0
BENGALS	526	2131	4.1	65	10
OPPONENTS	607	2396	3.9	70t	16

RECEIVING	REC	YDS	AVG	LG	TD
Isaac Curtis	47	737	15.7	57	3
Archie Griffin	35	284	8.1	27	3
Pete Johnson	31	236	7.6	34	2
Billy Brooks	30	506	16.9	45	0
Don Bass	27	447	16.6	51t	4
Pat McInally	15	189	12.6	49	0
Jim Corbett	12	187	15.6	51	0
Rick Walker	12	126	10.5	28	2
Lenvil Elliott	12	100	8.3	18	0
Boobie Clark	11	73	6.6	26	0
Deacon Turner	11	50	4.5	8	0
Dennis Law	5	81	16.2	20	0
Tony Davis	2	23	11.5	14	0
BENGALS	250	3039	12.2	57	14
OPPONENTS	193	2520	13.1	53	14

INTERCEPTIONS	NO	YDS	AVG	LG	TD
Dick Jauron	4	52	13.0	24t	1
Scott Perry	3	59	19.7	39t	2
Ken Riley	3	33	11.0	17	0
Louis Breeden	3	25	8.3	18	0
Melvin Morgan	1	64	64.0	64	0
Ron Shumon	1	48	48.0	48	0
Marvin Cobb	1	13	13.0	13	0
Jim LeClair	1	11	11.0	11	0
Reggie Williams	1	11	11.0	11	0
Eddie Edwards	1	2	2.0	2	0
Tom Dinkel	1	1	1.0	1	0
BENGALS	20	319	16.0	64	3
OPPONENTS	30	211	7.0	40	2

PUNTING	NO	YDS	AVG	NET	TB	IN-20	LG	BLK.
Pat McInally	91	3919	43.1	—	10	—	65	0
Chris Bahr	4	108	27.0	—	1	—	41	0
BENGALS	95	4027	42.4	—	11	—	65	0
OPPONENTS	108	4496	41.6	—	—	—	—	—

PUNT RETURNS	NO	FC	YDS	AVG	LG	TD
Dennis Law	25	4	106	4.2	17	0
Tony Davis	22	8	130	5.9	12	0
Louis Breeden	6	1	-12	-2.0	1	0
Don Bass	3	0	8	2.7	7	0
Dick Jauron	3	2	32	10.7	15	0
BENGALS	59	15	264	4.5	17	0
OPPONENTS	58	—	564	9.7	—	0

KICKOFF RETURNS	NO	YDS	AVG	LG	TD
Ray Griffin	37	787	21.3	39	0
Don Bass	7	138	19.7	33	0
Archie Griffin	4	94	23.5	26	0
Tony Davis	3	51	17.0	21	0
Dennis Law	2	30	15.0	17	0
Deacon Turner	1	24	24.0	24	0
Jim Corbett	1	15	15.0	15	0
Louis Breeden	1	12	12.0	12	0
Boobie Clark	1	11	11.0	11	0
Ted Vincent	1	2	2.0	2	0
BENGALS	58	1164	20.1	39	0
OPPONENTS	49	1105	22.6	—	0

FIELD GOALS	1-19	20-29	30-39	40-49	50+
Chris Bahr	0-0	5-7	4-8	6-12	1-3
BENGALS	0-0	5-7	4-8	6-12	1-3

Chris Bahr: (42G), (30B, 37N, 37G), (50N, 33G), (47N, 42G, 22G, 20G), (46G), (29B), (25N, 52G, 44N, 51N), (—), (45N), (49N), (—), (48N, 29G, 48G), (38N, 34G), (46N, 32G), (24G, 37B, 42G), (23G, 49G).

PASSING	ATT	CMP	YDS	CMP%	YDS/ATT	TD	TD%	INT	INT%	LG	SKD-YDS	RAT
Ken Anderson	319	173	2219	54.2	6.96	10	3.1	22	6.9	57	30-237	58.0
John Reaves	144	74	790	51.4	5.49	3	2.1	8	5.6	51t	8-61	51.6
Rob Hertel	4	1	9	25.0	2.25	0	0.0	0	0.0	9	0-0	39.6
Archie Griffin	3	2	21	66.7	7.00	1	33.3	0	0.0	18	0-0	126.4
BENGALS	470	250	3039	53.2	6.47	14	3.0	30	6.4	57	38-298	56.7
OPPONENTS	396	193	2520	48.7	6.36	14	3.5	20	5.1	53	33-284	60.0

## USUAL STARTERS

OFFENSE		DEFENSE	
WR	Isaac Curtis	LDE	Gary Burley
LOT	Mike Wilson	LDT	Wilson Whitley
	Rufus Mayes	RDT	Eddie Edwards
LG	Glenn Bujnoch	RDE	Ross Browner
C	Blair Bush	LLB	Glenn Cameron
RG	Dave Lapham	MLB	Jim LeClair
ROT	Vernon Holland	RLB	Reggie Williams
TE	Don Bass	LCB	Louis Breeden
WR	Billy Brooks	RCB	Ken Riley
QB	Ken Anderson	SS	Marvin Cobb
HB	Archie Griffin	FS	Scott Perry
FB	Deacon Turner		
	Pete Johnson,		
	Boobie Clark		

DEFENSE**	ST	AT	TT	SKS-YDS	INT-YDS	PD	FF	FR-YDS
Jim LeClair	91	27	118	2-22	1-11	2	1	0-0
Glenn Cameron	63	30	93	3-23	0-0	4	0	0-0
Reggie Williams	69	17	86	3-20	1-11	10	1	1-30
Gary Burley	63	19	82	4-29	0-0	2	2	0-0
Louis Breeden	60	9	69	1-4	3-25	12	0	0-0
Ross Browner	53	16	69	6.5-73.5	0-0	2	2	3-21
Marvin Cobb	50	12	62	0-0	1-13	12	0	0-0
Wilson Whitley	43	15	58	3-30	0-0	2	0	2-10
Eddie Edwards	45	12	57	5.5-39.5	1-2	0	0	2-0
Tom Dinkel	30	11	41	2-16	1-1	1	1	3-0
Dick Jauron	29	12	41	1-15	4-52	4	0	0-0
Scott Perry	35	14	49	0-0	3-59	8	0	1-0
Ken Riley	26	2	28	0-0	3-33	11	0	1-0
Tom DePaso	15	5	20	0-0	0-0	0	1	0-0
Melvin Morgan	14	6	20	0-0	1-64	3	1	0-0
Ron Shumon	6	5	11	0-0	1-48	0	0	0-0
Boobie Clark	10	0	10	0-0	0-0	0	0	0-0
Jim Corbett	9	1	10	0-0	0-0	0	0	0-0
Ted Vincent	6	4	10	0-0	0-0	1	0	0-0
Ray Griffin	9	0	9	0-0	0-0	0	0	1-0
Tony Davis	8	1	9	0-0	0-0	0	0	0-0
Bo Harris	7	0	7	2-12	0-0	2	0	1-0
Blair Bush	6	1	7	0-0	0-0	0	0	0-0
Chris Devlin	3	3	6	0-0	0-0	0	0	0-0
Tom Ruud	5	0	5	0-0	0-0	0	0	0-0
Don Bass	4	0	4	0-0	0-0	0	0	1-0
Lenvil Elliott	3	0	3	0-0	0-0	0	0	0-0
Ray Phillips	3	0	3	0-0	0-0	0	0	0-0
Dave Purefory	3	0	3	0-0	0-0	0	0	0-0
Archie Griffin	2	0	2	0-0	0-0	0	0	0-0
Bob Johnson	2	0	2	0-0	0-0	0	0	1-0
Dave Lapham	2	0	2	0-0	0-0	0	0	0-0
Dennis Law	2	0	2	0-0	0-0	0	0	0-0
Chris Bahr	1	1	2	0-0	0-0	0	0	0-0
Isaac Curtis	1	0	1	0-0	0-0	0	0	0-0
Pat McInally	1	0	1	0-0	0-0	0	0	0-0
Deacon Turner	0	1	1	0-0	0-0	0	0	0-0

BLOCKED KICKS	BP	BFG	BXP
Scott Perry	1	0	0

\* NOTE: The two-point conversion was not instituted in the NFL until 1994.

\*\* NOTE: It was not standard practice to separate the three types of defensive statistics — defense, special teams and miscellaneous — until 1988. Thus, the defensive statistics listed above include the combined totals of all three types. All defensive statistics above are press box statistics produced at the games.

# 1979 STATISTICS

RECORD: 4-12-0

HEAD COACH: HOMER RICE

DATE	W-L	SCORE	OPPONENT	ATTENDANCE
9-2-79	L	0-10	at Denver	74,788
9-9-79	L	24-51	at Buffalo	43,504
9-16-79	L	14-20	NEW ENGLAND	41,805
9-23-79	L	27-30 (OT)	HOUSTON	45,615
9-30-79	L	13-38	at Dallas	63,179
10-7-79	L	7-10	KANSAS CITY	40,041
10-14-79	W	34-10	PITTSBURGH	52,381
10-21-79	L	27-28	at Cleveland	75,119
10-28-79	W	37-13	PHILADELPHIA	42,036
11-4-79	L	28-38	at Baltimore	37,740
11-11-79	L	24-26	SAN DIEGO	40,782
11-18-79	L	21-42	at Houston	49,829
11-25-79	W	34-28	ST. LOUIS	25,103
12-2-79	L	17-37	at Pittsburgh	46,521
12-9-79	L	14-28	at Washington	52,882
12-16-79	W	16-12	CLEVELAND	42,183

TEAM STATISTICS	BENGALS	OPPONENTS
TOTAL FIRST DOWNS	289	334
Rushing	138	133
Passing	131	175
Penalty	20	26
3rd Down: Made-Att.	—	—
3rd Down Pct.	—	—
4th Down: Made-Att.	—	—
4th Down Pct.	—	—
POSSESSION AVG.	30:48	29:12
TOTAL NET YARDS	4639	5911
Avg. Per Game	289.9	369.4
Total Plays	1049	1052
Avg. Per Play	4.4	5.6
NET YARDS RUSHING	2329	2219
Avg. Per Game	145.6	138.7
Total Rushes	560	528
NET YARDS PASSING	2310	3692
Avg. Per Game	144.4	230.8
Sacked-Yards Lost	63-511	32-216
Gross Yards	2821	3908
Att.-Completions	426-228	492-275
Completion Pct.	53.5	55.9
Had Intercepted	15	20
PUNTS-AVG.	91-40.4	71-39.6
Net Punting Avg.	—	—
PENALTIES-YARDS	88-744	101-871
FUMBLES-BALLS LOST	24-14	39-24
TOUCHDOWNS	43	52
Rushing	23	22
Passing	17	27
Returns	3	3

SCORE BY PERIODS	1	2	3	4	OT	PTS
BENGALS	83	115	75	64	0	337
OPPONENTS	57	140	106	115	3	421

SCORING	TD	TD-R	TD-P	TD-Rt	PAT	FG	S	PTS
Pete Johnson	15	14	1	0	—	—	0	90
Chris Bahr	0	0	0	0	40-42	13-23	0	79
Isaac Curtis	8	0	8	0	—	—	0	48
Jack Thompson	5	5	0	0	—	—	0	30
Don Bass	3	0	3	0	—	—	0	18
Ken Anderson	2	2	0	0	—	—	0	12
Archie Griffin	2	0	2	0	—	—	0	12
Charles Alexander	1	1	0	0	—	—	0	6
Billy Brooks	1	0	1	0	—	—	0	6
Ray Griffin	1	0	0	1	—	—	0	6
Howie Kurnick	1	0	0	1	—	—	0	6
Jim LeClair	1	0	0	1	—	—	0	6
Dan Ross	1	0	1	0	—	—	0	6
Deacon Turner	1	1	0	0	—	—	0	6
Rick Walker	1	0	1	0	—	—	0	6
BENGALS	43	23	17	3	40-43	13-23	0	337
OPPONENTS	52	22	27	3	49-52	20-27	0	421

Two-point conversions: (NA).

PASSING	ATT	CMP	YDS	CMP%	YDS/ATT	TD	TD%	INT	INT%	LG	SKD-YDS	RAT
Ken Anderson	339	189	2340	55.8	6.90	16	4.7	10	2.9	73t	46-324	80.7
Jack Thompson	87	39	481	44.8	5.53	1	1.1	5	5.7	50	16-178	42.4
Steve Kreider	0	0	0	—	—	0	—	0	—	—	—	—
BENGALS	426	228	2821	53.5	6.62	17	4.0	15	3.5	73t	63-511	72.9
OPPONENTS	492	275	3908	55.9	7.94	27	5.5	20	4.1	59	32-216	83.1

RUSHING	ATT	YDS	AVG	LG	TD
Pete Johnson	243	865	3.6	35t	14
Archie Griffin	140	688	4.9	63	0
Charles Alexander	88	286	3.3	17	1
Ken Anderson	28	235	8.4	21	2
Jack Thompson	21	116	5.5	21	5
Deacon Turner	28	86	3.1	10	1
Don Bass	4	35	8.8	14	0
Pat McNally	1	18	18.0	18	0
Tom Dinkel	2	14	7.0	9	0
Steve Kreider	2	0	0.0	0	0
Nathan Poole	1	-3	-3.0	-3	0
Isaac Curtis	2	-11	-5.5	-4	0
BENGALS	560	2329	4.2	63	23
OPPONENTS	528	2219	4.2	36	22

RECEIVING	REC	YDS	AVG	LG	TD
Don Bass	58	724	12.5	50	3
Archie Griffin	43	417	9.7	52t	2
Dan Ross	41	516	12.6	41	1
Isaac Curtis	32	605	18.9	67t	8
Pete Johnson	24	154	6.4	15t	1
Charles Alexander	11	91	8.3	13	0
Billy Brooks	8	214	26.8	73t	1
Jim Corbett	3	34	11.3	15	0
Steve Kreider	3	20	6.7	8	0
Deacon Turner	2	18	9.0	10	0
Pat McNally	1	24	24.0	24	0
Rick Walker	1	14	14.0	14t	1
Nathan Poole	1	-10	-10.0	-10	0
BENGALS	228	2821	12.4	73t	17
OPPONENTS	275	3908	14.2	59	27

INTERCEPTIONS	NO	YDS	AVG	LG	TD
Dick Jauron	6	41	6.8	12	0
Ray Griffin	4	167	41.8	96t	1
Marvin Cobb	3	19	6.3	14	0
Reggie Williams	2	5	2.5	3	0
Jim Browner	1	15	15.0	15	0
Scott Perry	1	11	11.0	11	0
Wilson Whitley	1	2	2.0	2	0
Jim LeClair	1	0	0.0	0	0
Ken Riley	1	0	0.0	0	0
BENGALS	20	260	13.0	96t	1
OPPONENTS	15	305	20.3	68	2

PUNTING	NO	YDS	AVG	NET	TB	IN-20	LG	BLK.
Pat McNally	89	3678	41.3	—	12	—	61	2
BENGALS	91	3678	40.4	—	12	—	61	2
OPPONENTS	71	2812	39.6	—	—	—	—	—

PUNT RETURNS	NO	FC	YDS	AVG	LG	TD
Vaughn Lusby	32	4	260	8.1	40	0
Mike Levenseller	8	2	46	5.8	21	0
Scott Burk	1	1	0	0.0	0	0
Dick Jauron	1	2	10	10.0	10	0
BENGALS	42	9	316	7.5	40	0
OPPONENTS	48	—	325	6.8	—	0

KICKOFF RETURNS	NO	YDS	AVG	LG	TD
Deacon Turner	55	1149	20.9	36	0
Nathan Poole	7	128	18.3	24	0
Vaughn Lusby	6	92	15.3	28	0
Jim Browner	6	87	14.5	26	0
Howie Kurnick	4	60	15.0	20	0
Ross Browner	2	29	14.5	15	0
Ray Griffin	1	15	15.0	15	0
BENGALS	81	1560	19.3	36	0
OPPONENTS	63	1258	20.0	—	0

FIELD GOALS	1-19	20-29	30-39	40-49	50+
Chris Bahr	0-0	4-6	3-7	4-8	2-2
BENGALS	0-0	4-6	3-7	4-8	2-2
Chris Bahr: (-), (24G), (37N), (48N, 55G, 32N, 52G), (48G, 38G), (43N), (49N), (25N), (24G, 24G, 43G), (38N), (28G), (-), (38G, 33G, 27N), (37N, 46G), (-), (43G, 46N).					

## USUAL STARTERS

OFFENSE		DEFENSE	
WR	Don Bass	LDE	Gary Burley
LOT	Mike Wilson	LDT	Eddie Edwards
LG	Glenn Bujnoch	RDT	Wilson Whitley
C	Blair Bush	RDE	Ross Browner
RG	Dave Lapham	LLB	Bo Harris
ROT	Vernon Holland	MLB	Jim LeClair
TE	Dan Ross	RLB	Reggie Williams
WR	Isaac Curtis	LCB	Louis Breeden
QB	Ken Anderson	RCB	Ken Riley
HB	Archie Griffin	SS	Marvin Cobb
FB	Pete Johnson	FS	Dick Jauron

DEFENSE**	ST	AT	TT	SKS-YDS	INT-YDS	PD	FF	FR-YDS
Jim LeClair	92	46	138	0-0	1-0	5	0	1-27
Reggie Williams	66	25	91	3-16	2-5	5	2	1-0
Bo Harris	59	18	77	4-33	0-0	4	1	0-0
Dick Jauron	55	18	73	0-0	6-41	5	2	3-0
Marvin Cobb	50	17	67	0-0	3-19	7	0	0-0
Gary Burley	56	10	66	5-40	0-0	2	0	0-0
Ross Browner	48	16	64	6-36.5	0-0	2	1	2-0
Jim Browner	48	13	61	0-0	1-15	4	2	1-0
Eddie Edwards	40	15	55	4.5-40	0-0	2	0	2-0
Wilson Whitley	32	11	43	3.5-19.5	1-2	3	1	2-0
Ken Riley	33	9	42	0-0	1-0	13	0	3-31
Tom Dinkel	31	11	42	1-1	0-0	1	0	0-0
Glenn Cameron	29	12	41	0-0	0-0	1	0	0-0
Scott Perry	23	9	32	0-0	1-11	3	0	0-0
Ray Griffin	30	1	31	0-0	4-167	6	0	1-0
Mike White	20	8	28	2-16	0-0	0	0	0-0
Louis Breeden	17	5	22	0-0	0-0	5	0	0-0
Mack Mitchell	13	7	20	3-14	0-0	1	0	0-0
Tom Ruud	14	5	19	0-0	0-0	0	0	0-0
Howie Kurnick	16	1	17	0-0	0-0	2	2	2-38
Mike Levenseller	14	2	16	0-0	0-0	0	0	2-0
Vaughn Lusby	11	1	12	0-0	0-0	0	1	2-0
Scott Burk	4	1	5	0-0	0-0	0	0	1-0
Nathan Poole	4	1	5	0-0	0-0	0	0	1-0
Jim Corbett	3	0	3	0-0	0-0	0	0	0-0
Rick Walker	3	0	3	0-0	0-0	0	0	0-0
Mike Wilson	2	0	2	0-0	0-0	0	0	0-0
Charles Alexander	1	0	1	0-0	0-0	0	0	0-0
Chris Bahr	1	0	1	0-0	0-0	0	0	0-0
Blair Bush	1	0	1	0-0	0-0	0	0	0-0
Isaac Curtis	1	0	1	0-0	0-0	0	0	0-0
Pete Johnson	1	0	1	0-0	0-0	0	0	0-0
Dave Lapham	1	0	1	0-0	0-0	0	0	0-0
Max Montoya	1	0	1	0-0	0-0	0	0	0-0

BLOCKED KICKS	BP	BFG	BXP
Gary Burley	0	1	0
Marvin Cobb	0	1	0

\* NOTE: The two-point conversion was not instituted in the NFL until 1994.

\*\* NOTE: It was not standard practice to separate the three types of defensive statistics — defense, special teams and miscellaneous — until 1988. Thus, the defensive statistics listed above include the combined totals of all three types. All defensive statistics above are press box statistics produced at the games.



# 1980 STATISTICS

RECORD: 6-10-0

HEAD COACH: FORREST GREGG

DATE	W-L	SCORE	OPPONENT	ATTENDANCE
9-7-80	L	12-17	TAMPA BAY	43,211
9-14-80	L	16-17	at Miami	38,322
9-21-80	W	30-28	PITTSBURGH	52,490
9-28-80	L	10-13	HOUSTON	50,413
10-5-80	L	9-14	at Green Bay	55,006
10-12-80	W	17-16	at Pittsburgh	53,668
10-19-80	W	14-0	MINNESOTA	44,487
10-26-80	L	3-23	at Houston	49,189
11-2-80	L	14-31	SAN DIEGO	46,406
11-9-80	L	17-28	at Oakland	44,132
11-16-80	L	0-14	BUFFALO	40,836
11-23-80	L	7-31	at Cleveland	79,253
11-30-80	W	20-6	at Kansas City	41,594
12-7-80	W	34-33	BALTIMORE	35,651
12-14-80	W	17-14 (OT)	at Chicago	48,808
12-21-80	L	24-27	CLEVELAND	50,058

TEAM STATISTICS	BENGALS	OPPONENTS
TOTAL FIRST DOWNS	283	286
Rushing	111	111
Passing	147	154
Penalty	25	21
3rd Down: Made-Att	—	—
3rd Down Pct.	—	—
4th Down: Made-Att	—	—
4th Down Pct.	—	—
POSSESSION AVG.	30:57	29:03
TOTAL NET YARDS	4884	4804
Avg. Per Game	305.3	300.3
Total Plays	1060	995
Avg. Per Play	4.6	4.8
NET YARDS RUSHING	2069	1680
Avg. Per Game	129.3	105.0
Total Rushes	513	469
NET YARDS PASSING	2815	3124
Avg. Per Game	175.9	195.3
Sacked-Yards Lost	37-287	35-302
Gross Yards	3102	3426
Att.-Completions	510-281	491-284
Completion Pct.	55.1	57.8
Had Intercepted	25	20
PUNTS-AVG.	87-39.7	72-38.5
Net Punting Avg.	—	—
PENALTIES-YARDS	118-949	106-809
FUMBLES-BALLS LOST	22-8	44-22
TOUCHDOWNS	28	38
Rushing	9	13
Passing	17	22
Returns	2	3

SCORE BY PERIODS	1	2	3	4	OT	PTS
BENGALS	80	65	30	66	3	244
OPPONENTS	17	109	85	101	0	312

SCORING	TD	TD-R	TD-P	TD-R	PAT	FG	S	PTS
Ian Sunter	0	0	0	0	15-15	11-20	0	48
Pete Johnson	7	6	1	0	—	—	0	42
Don Bass	6	0	6	0	—	—	0	36
Dan Ross	4	0	4	0	—	—	0	24
Jim Breech	0	0	0	0	11-12	4-7	0	23
Isaac Curtis	3	0	3	0	—	—	0	18
Charles Alexander	2	2	0	0	—	—	0	12
Ray Griffin	2	0	0	2	—	—	0	12
Pat McNally	2	0	2	0	—	—	0	12
Jack Thompson	1	1	0	0	—	—	0	6
Deacon Turner	1	0	1	0	—	—	0	6
Reggie Williams	0	0	0	0	—	—	1	2
Sandro Vitiello	0	0	0	0	1-1	0-2	0	1
(team)	—	—	—	—	—	—	1	2
BENGALS	28	9	17	2	27-28	15-29	2	244
OPPONENTS	38	13	22	3	36-38	16-27	0	312

Two-point conversions: (NA).

RUSHING	ATT	YDS	AVG	LG	TD
Pete Johnson	186	747	4.0	57t	6
Charles Alexander	169	702	4.2	37	2
Archie Griffin	85	260	3.1	14	0
Deacon Turner	30	130	4.3	24	0
Ken Anderson	16	122	7.6	20	0
Jack Thompson	18	84	4.7	15	1
Cleotha Montgomery	1	12	12.0	12	0
Mike Levenseller	1	6	6.0	6	0
Nathan Poole	5	6	1.2	7	0
M.L. Harris	1	0	0.0	0	0
Pat McNally	1	0	0.0	0	0
BENGALS	513	2069	4.0	57t	9
OPPONENTS	469	1680	3.6	55t	13

RECEIVING	REC	YDS	AVG	LG	TD
Dan Ross	56	724	12.9	37	4
Isaac Curtis	43	610	14.2	67t	3
Charles Alexander	36	192	5.3	23	0
Don Bass	32	409	12.8	55t	6
Archie Griffin	28	196	7.0	19	0
Pete Johnson	21	172	8.2	28t	1
Pat McNally	18	269	14.9	59t	2
Steve Kreider	17	272	16.0	30	0
Deacon Turner	12	73	6.1	15t	1
M.L. Harris	10	137	13.7	26	0
Jim Corbett	3	28	9.3	12	0
Mike Levenseller	2	30	15.0	22	0
Nathan Poole	2	-4	-2.0	3	0
Anthony Munoz	1	-6	-6.0	-6	0
BENGALS	281	3102	11.0	67t	17
OPPONENTS	284	3426	12.1	68t	22

INTERCEPTIONS	NO	YDS	AVG	LG	TD
Louis Breeden	7	91	13.0	29	0
Glenn Cameron	3	43	14.3	27	0
Ken Riley	3	9	3.0	9	0
Ray Griffin	2	80	40.0	52t	2
Reggie Williams	2	8	4.0	8	0
Dick Jauron	1	11	11.0	11	0
Bryan Hicks	1	8	8.0	8	0
Greg Bright	1	5	5.0	5	0
BENGALS	20	255	12.8	52t	2
OPPONENTS	25	351	14.0	47	0

PUNTING	NO	YDS	AVG	NET	TB	IN-20	LG	BLK.
Pat McNally	83	3390	40.8	—	12	—	61	2
Jim Breech	2	67	33.5	—	1	—	37	0
BENGALS	85	3457	40.7	—	13	—	61	2
OPPONENTS	72	2773	38.5	—	—	—	—	—

PUNT RETURNS	NO	FC	YDS	AVG	LG	TD
Cleotha Montgomery	31	7	223	7.2	42	0
Jo-Jo Heath	6	1	29	4.8	11	0
Greg Bright	1	0	0	0.0	0	0
Reggie Williams	1	0	0	0.0	0	0
BENGALS	39	8	252	6.5	42	0
OPPONENTS	46	—	478	10.4	—	0

KICKOFF RETURNS	NO	YDS	AVG	LG	TD
Cleotha Montgomery	44	843	19.2	40	0
Deacon Turner	9	173	19.2	31	0
Bryan Hicks	5	87	17.4	21	0
Jo-Jo Heath	3	51	17.0	21	0
Steve Kreider	1	19	19.0	19	0
Jim Browner	2	10	5.0	10	0
Nathan Poole	1	8	8.0	8	0
Ron Simpkins	3	8	2.7	8	0
BENGALS	68	1199	17.6	40	0
OPPONENTS	57	1180	20.7	—	1

FIELD GOALS	1-19	20-29	30-39	40-49	50+
Ian Sunter	0-0	7-7	3-7	1-5	0-1
Jim Breech	0-0	2-2	1-2	1-3	0-0
Sandro Vitiello	0-0	0-0	0-2	0-0	0-0
BENGALS	0-0	9-9	4-11	2-8	0-1

Ian Sunter: (35G), (48N, 46N), (32N, 21G, 42G, 27G), (26G), (20G, 31G, 34G), (24G, 52N, 38N), (33N), (23G, 43N), (35N), (29G, 43N), (—), (—), (—), (—), (—), (—).

Sandro Vitiello: (—), (—), (—), (—), (—), (—), (—), (—), (—), (—), (—), (30B, 33N), (—), (—), (—), (—).

Jim Breech: (—), (—), (—), (—), (—), (—), (—), (—), (—), (—), (—), (—), (47N), (21G, 32G), (28G, 45N), (33N, 42G).

PASSING	ATT	CMP	YDS	CMP%	YDS/ATT	TD	TD%	INT	INT%	LG	SKD-YDS	RAT
Ken Anderson	275	166	1778	60.4	6.47	6	2.2	13	4.7	67t	24-174	66.9
Jack Thompson	234	115	1324	49.1	5.66	11	4.7	12	5.1	59t	13-113	60.9
Steve Kreider	1	0	0	0.0	0.00	0	0.0	0	0.0	—	0-0	39.6
BENGALS	510	281	3102	55.1	6.08	17	3.3	25	4.9	67t	37-287	64.0
OPPONENTS	491	284	3426	57.8	6.98	22	4.5	20	4.1	68t	35-302	77.3

## USUAL STARTERS

OFFENSE		DEFENSE	
WR	Don Bass	LDE	Eddie Edwards
LOT	Anthony Munoz	NT	Wilson Whitley
LG	Glenn Bujnoch	RDE	Ross Browner
C	Blair Bush	LOLB	Tom Dinkel,
RG	Max Montoya		Bo Harris
ROT	Mike Wilson	LILB	Jim LeClair
TE	Dan Ross	RILB	Glenn Cameron
WR	Isaac Curtis	ROLB	Reggie Williams
QB	Ken Anderson	LCB	Ray Griffin
HB	Charles Alexander,	RCB	Ken Riley
	Archie Griffin	SS	Greg Bright
FB	Pete Johnson,	FS	Dick Jauron
	Charles Alexander		

DEFENSE**	ST	AT	TT	SKS-YDS	INT-YDS	PD	FF	FR-YDS
Jim LeClair	74	24	98	0-0	0-0	7	0	1-0
Glenn Cameron	74	12	86	0-0	3-43	2	2	1-0
Reggie Williams	64	16	80	2-22	2-8	3	0	1-0
Tom Dinkel	49	14	63	1-11	0-0	2	0	3-0
Ray Griffin	50	8	58	0-0	2-80	8	1	2-14
Ross Browner	47	11	58	8-74	0-0	5	0	1-0
Bo Harris	44	11	55	2-11	0-0	3	2	2-15
Ken Riley	51	3	54	0-0	3-9	14	0	1-0
Bryan Hicks	46	6	52	1-10	1-8	4	1	1-0
Dick Jauron	40	9	49	0-0	1-11	3	1	1-0
Greg Bright	37	10	47	1-10	1-5	2	1	3-0
Eddie Edwards	42	1	43	12-105	0-0	1	0	1-0
Louis Breeden	38	0	38	0-0	7-91	12	0	0-0
Ron Simpkins	26	10	36	1-0	0-0	2	1	1-0
Wilson Whitley	25	7	32	2-16	0-0	0	0	0-0
Rick Razzano	11	4	15	0-0	0-0	0	0	1-0
Nathan Poole	10	1	11	0-0	0-0	0	1	1-0
Mike St. Clair	10	1	11	5-43	0-0	0	0	0-0
Gary Burley	9	0	9	0-0	0-0	1	0	0-0
Mike Levenseller	7	1	8	0-0	0-0	0	0	0-0
M.L. Harris	7	0	7	0-0	0-0	0	0	0-0
Mike White	6	1	7	0-0	0-0	0	0	0-0
Andrew Melontree	6	0	6	0-0	0-0	0	0	1-0
Blair Bush	4	1	5	0-0	0-0	0	0	0-0
Rod Horn	3	1	4	0-0	0-0	1	0	0-0
Jo-Jo Heath	3	0	3	0-0	0-0	1	0	0-0
Mike Wilson	3	0	3	0-0	0-0	0	0	0-0
Shafer Suggs	2	1	3	0-0	0-0	0	0	0-0
Jim Breech	2	0	2	0-0	0-0	0	0	0-0
Jim Browner	2	0	2	0-0	0-0	1	0	0-0
Bill Glass	2	0	2	0-0	0-0	0	0	0-0
Blake Moore	2	0	2	0-0	0-0	0	0	0-0
Anthony Munoz	2	0	2	0-0	0-0	0	0	0-0
Dan Ross	2	0	2	0-0	0-0	0	0	0-0
Charles Alexander	1	0	1	0-0	0-0	0	0	0-0
Glenn Bujnoch	1	0	1	0-0	0-0	0	0	0-0
Jim Corbett	1	0	1	0-0	0-0	0	0	0-0
Isaac Curtis	1	0	1	0-0	0-0	0	0	0-0
Archie Griffin	1	0	1	0-0	0-0	0	0	0-0
Dave Lapham	1	0	1	0-0	0-0	0	0	0-0
Cleotha Montgomery	1	0	1	0-0	0-0	0	0	0-0
Max Montoya	1	0	1	0-0	0-0	0	0	0-0
Jack Thompson	1	0	1	0-0	0-0	0	0	0-0

BLOCKED KICKS	BP	BFG	BXP
Bill Glass	0	1	0
Mike White	0	1	1

\* NOTE: The two-point conversion was not instituted in the NFL until 1994.

\*\* NOTE

# 1981 STATISTICS

RECORD: 12-4-0

HEAD COACH: FORREST GREGG  
(BENGALS WON AFC CENTRAL DIVISION; SEE POSTSEASON  
PORTION OF TEAM HISTORY SECTION FOR POSTSEASON STATS)

DATE	W-L	SCORE	OPPONENT	ATTENDANCE
9-6-81	W	27-21	SEATTLE	41,177
9-13-81	W	31-30	at N.Y. Jets	49,454
9-20-81	L	17-20	CLEVELAND	52,170
9-27-81	W	27-24 (OT)	BUFFALO	46,418
10-4-81	L	10-17	at Houston	44,350
10-11-81	W	41-19	at Baltimore	33,060
10-18-81	W	34-7	PITTSBURGH	57,090
10-25-81	L	7-17	at New Orleans	46,336
11-1-81	W	34-21	HOUSTON	54,736
11-8-81	W	40-17	at San Diego	51,259
11-15-81	W	24-10	LOS ANGELES	56,836
11-22-81	W	38-21	DENVER	57,207
11-29-81	W	41-21	at Cleveland	75,186
12-6-81	L	3-21	SAN FRANCISCO	56,796
12-13-81	W	17-10	at Pittsburgh	50,623
12-20-81	W	30-28	at Atlanta	35,972

TEAM STATISTICS	BENGALS	OPPONENTS
TOTAL FIRST DOWNS	361	324
Rushing	124	126
Passing	210	167
Penalty	27	31
3rd Down: Made-Att	100-221	96-226
3rd Down Pct.	45.2	42.5
4th Down: Made-Att	—	—
4th Down Pct.	—	—
POSSESSION AVG.	30:52	29:08
TOTAL NET YARDS	5289	5968
Avg. Per Game	373.0	330.6
Total Plays	1078	1055
Avg. Per Play	5.5	5.0
NET YARDS RUSHING	1973	1881
Avg. Per Game	123.3	117.6
Total Rushes	493	465
NET YARDS PASSING	3995	3408
Avg. Per Game	249.7	213.0
Sacked-Yards Lost	35-205	42-349
Gross Yards	4200	3757
Att.-Completions	550-332	548-316
Completion Pct.	60.4	57.7
Had Intercepted	12	19
PUNTS-AVG.	73-44.8	81-40.3
Net Punting Avg.	—	—
PENALTIES-YARDS	109-896	104-787
FUMBLES-BALLS LOST	25-12	32-18
TOUCHDOWNS	51	38
Rushing	19	12
Passing	30	24
Returns	2	2

SCORE BY PERIODS	1	2	3	4	OT	PTS
BENGALS	74	150	58	136	3	421
OPPONENTS	38	111	17	138	0	304

SCORING	TD	TD-R	TD-P	TD-Rt	PAT	FG	S	PTS
Jim Breech	0	0	0	0	49-51	22-32	0	115
Pete Johnson	16	12	4	0	—	—	0	96
Cris Collinsworth	8	0	8	0	—	—	0	48
Steve Kreider	5	0	5	0	—	—	0	30
Dan Ross	5	0	5	0	—	—	0	30
Archie Griffin	4	3	1	0	—	—	0	24
Charles Alexander	3	2	1	0	—	—	0	18
Isaac Curtis	2	0	2	0	—	—	0	12
M.L. Harris	2	0	2	0	—	—	0	12
David Verser	2	0	2	0	—	—	0	12
Ken Anderson	1	1	0	0	—	—	0	6
Louis Breeden	1	0	0	1	—	—	0	6
Jim Hargrove	1	1	0	0	—	—	0	6
Mike St. Clair	1	0	0	1	—	—	0	6
BENGALS	51	19	30	2	49-51	22-32	0	421
OPPONENTS	38	12	24	2	38-38	12-21	1	304

Two-point conversions: (NA)

PASSING	ATT	CMP	YDS	CMP%	YDS/ATT	TD	TD%	INT	INT%	LG	SKD-YDS	RAT
Ken Anderson	479	300	3754	62.6	7.84	29	6.1	10	2.1	74t	25-140	98.4
Jack Thompson	49	21	267	42.9	5.45	1	2.0	2	4.1	21	7-61	50.3
Turk Schonert	19	10	166	52.6	8.74	0	0.0	0	0.0	36	3-4	82.3
Steve Kreider	3	1	13	33.3	4.33	0	0.0	0	0.0	13	0-0	47.9
BENGALS	550	332	4200	60.4	7.64	30	5.5	12	2.2	74t	35-205	93.3
OPPONENTS	548	316	3757	57.7	6.86	24	4.4	19	3.5	65t	42-349	78.9

RUSHING	ATT	YDS	AVG	LG	TD
Pete Johnson	274	1077	3.9	39t	12
Ken Anderson	46	320	7.0	25	1
Charles Alexander	98	292	3.0	16	2
Archie Griffin	47	163	3.5	23	3
Jim Hargrove	16	66	4.1	27	1
Turk Schonert	7	41	5.9	19	1
Steve Kreider	1	21	21.0	21	0
David Verser	2	11	5.5	9	0
Don Bass	1	9	9.0	9	0
Pat McInally	1	-27	-27.0	-27	0
BENGALS	493	1973	4.0	39t	19
OPPONENTS	465	1881	4.0	43	12

RECEIVING	REC	YDS	AVG	LG	TD
Dan Ross	71	910	12.8	37	5
Cris Collinsworth	67	1009	15.1	74t	8
Pete Johnson	46	320	7.0	33	4
Isaac Curtis	37	609	16.5	68	2
Steve Kreider	37	520	14.1	46	5
Charles Alexander	28	262	9.4	65t	1
Archie Griffin	20	160	8.0	17	1
M.L. Harris	13	181	13.9	42	2
David Verser	6	161	26.8	73t	2
Pat McInally	6	68	11.3	20	0
Jim Hargrove	1	0	0.0	0	0
BENGALS	332	4200	12.7	74t	30
OPPONENTS	316	3757	11.9	65t	24

INTERCEPTIONS	NO	YDS	AVG	LG	TD
Ken Riley	5	6	1.2	6	0
Louis Breeden	4	145	36.3	102t	1
Reggie Williams	4	33	8.3	14	0
Bo Harris	2	92	46.0	49	0
Mike Fuller	1	31	31.0	31	0
Rick Razzano	1	11	11.0	11	0
Glenn Cameron	1	0	0.0	0	0
Jim LeClair	1	0	0.0	0	0
BENGALS	19	318	16.7	102t	1
OPPONENTS	12	143	11.9	38	1

PUNTING	NO	YDS	AVG	NET	TB	IN-20	LG	BLK.
Pat McInally	72	3272	45.4	—	11	—	62	1
BENGALS	73	3272	44.8	—	11	—	62	1
OPPONENTS	81	3266	40.3	—	—	—	—	—

PUNT RETURNS	NO	FC	YDS	AVG	LG	TD
Mike Fuller	23	13	177	7.7	34	0
John Simmons	5	6	24	4.8	11	0
Bryan Hicks	1	0	4	4.0	4	0
BENGALS	29	19	205	7.1	34	0
OPPONENTS	42	—	416	9.9	—	0

KICKOFF RETURNS	NO	YDS	AVG	LG	TD
David Verser	29	691	23.8	78	0
Clarence Chapman	8	171	21.4	29	0
Archie Griffin	6	119	19.8	28	0
Mike Fuller	1	34	34.0	34	0
Ray Griffin	2	31	15.5	17	0
John Simmons	1	10	10.0	10	0
Tom Dinkel	1	0	0.0	0	0
Bobby Kemp	1	0	0.0	0	0
Rick Razzano	0f	0	—	—	0
BENGALS	49	1056	21.6	78	0
OPPONENTS	80	1612	20.2	96t	1

FIELD GOALS	1-19	20-29	30-39	40-49	50+
Jim Breech	0-0	9-11	7-9	5-11	1-1
BENGALS	0-0	9-11	7-9	5-11	1-1

Jim Breech: (25G, 40G, 43N), (25N, 44G), (42B, 29N, 21G), (23G, 28G), (45G, 36N, 48N), (38G, 24G), (27G, 23G), (—), (30G, 51G), (43G, 33G), (37G), (38G, 46N, 48N), (—), (30G), (38G, 41N), (39N, 29G, 20G, 45G).

## USUAL STARTERS

OFFENSE		DEFENSE	
WR	Cris Collinsworth	LDE	Eddie Edwards
LOT	Anthony Munoz	NT	Wilson Whitley
LG	Dave Lapham	RDE	Ross Browner
C	Blair Bush	LOLB	Bo Harris
RG	Max Montoya	LILB	Jim LeClair
ROT	Mike Wilson	RILB	Glenn Cameron
TE	Dan Ross	ROLB	Reggie Williams
WR	Isaac Curtis	LCB	Louis Breeden
QB	Ken Anderson	RCB	Ken Riley
HB	Charles Alexander	SS	Bobby Kemp
FB	Pete Johnson	FS	Bryan Hicks

DEFENSE**	ST	AT	TT	SKS-YDS	INT-YDS	PD	FF	FR-YDS
Jim LeClair	81	31	112	1-10	1-0	7	0	1-0
Reggie Williams	83	23	106	11-90	4-33	3	3	3-0
Glenn Cameron	76	20	96	0-0	1-0	7	3	0-0
Bo Harris	69	20	89	2-11	2-92	5	0	2-3
Louis Breeden	67	13	80	0-0	4-145	12	1	1-10
Bryan Hicks	53	22	75	0-0	0-0	8	1	2-3
Bobby Kemp	53	17	70	1-6	0-0	8	2	0-0
Ross Browner	47	11	58	9-80	0-0	2	2	1-0
Eddie Edwards	36	11	47	10-89	0-0	2	1	0-0
Ken Riley	38	5	43	0-0	5-6	14	1	1-0
Rick Razzano	31	10	41	0-0	1-11	0	2	0-0
Wilson Whitley	23	8	31	2-12	0-0	0	0	0-0
Tom Dinkel	24	4	28	0-0	0-0	0	0	0-0
John Simmons	20	3	23	0-0	0-0	2	0	0-0
Rod Horn	18	5	23	0-0	0-0	0	0	1-0
Mike St. Clair	17	4	21	3-24	0-0	2	0	1-12
Guy Frazier	14	7	21	0-0	0-0	2	0	0-0
Ray Griffin	13	6	19	0-0	0-0	4	1	1-0
Mike Fuller	13	5	18	0-0	1-31	2	0	1-0
Gary Burley	11	3	14	2-26	0-0	0	0	0-0
Jeff Schuh	11	3	14	0-0	0-0	0	0	1-0
Oliver Davis	9	1	10	0-0	0-0	0	0	0-0
Blair Bush	7	2	9	0-0	0-0	0	0	0-0
Clarence Chapman	7	2	9	0-0	0-0	1	0	0-0
Steve Kreider	6	1	7	0-0	0-0	0	0	0-0
David Verser	6	1	7	0-0	0-0	0	0	0-0
Jim Hargrove	5	1	6	0-0	0-0	0	0	0-0
M.L. Harris	5	1	6	0-0	0-0	0	0	0-0
Greg Bright	3	1	4	0-0	0-0	0	0	0-0
Charles Alexander	2	0	2	0-0	0-0	0	0	0-0
Ken Anderson	2	0	2	0-0	0-0	0	0	0-0
Jim Breech	2	0	2	0-0	0-0	0	0	0-0
Dave Lapham	2	0	2	0-0	0-0	0	0	0-0
Anthony Munoz	2	0	2	0-0	0-0	0	0	0-0
Pat McInally	1	0	1	0-0	0-0	0	0	0-0
Dan Ross	1	0	1	0-0	0-0	0	0	0-0
Mike Wilson	1	0	1	0-0	0-0	0	0	0-0
Don Bass	0	0	0	0-0	0-0	0	0	1-0
(team)	—	—	—	1-1	—	—	—	—

BLOCKED KICKS	BP	BFG	BXP
(none)	0	0	0

\* NOTE: The two-point conversion was not instituted in the NFL until 1994.

\*\* NOTE: It was not standard practice to separate the three types of defensive statistics — defense, special teams and miscellaneous — until 1988. Thus, the defensive statistics listed above include the combined totals of all three types. All defensive statistics above are press box statistics produced at the games.

# 1982 STATISTICS

## RECORD: 7-2-0

HEAD COACH: FORREST GREGG  
 (BENGALS WERE SUPER BOWL TOURNAMENT QUALIFIER;  
 SEE POSTSEASON PORTION OF TEAM HISTORY  
 SECTION FOR POSTSEASON STATS)

DATE	W-L	SCORE	OPPONENT	ATTENDANCE
9-12-82	W	27-6	HOUSTON	52,268
9-19-82	L	20-26 (OT)	at Pittsburgh	53,973
— PLAYERS' STRIKE BEGINS, SEPT. 20 —				
9-27-82	—	—	at Cleveland	—
10-3-82	—	—	MIAMI	CANCELED
10-10-82	—	—	at New England	CANCELED
10-17-82	—	—	at N.Y. Giants	CANCELED
10-24-82	—	—	DALLAS	CANCELED
10-31-82	—	—	PITTSBURGH	CANCELED
11-7-82	—	—	WASHINGTON	CANCELED
11-14-82	—	—	at Houston	CANCELED
— PLAYERS' STRIKE ENDS AT 57 DAYS, NOV. 17 —				
11-21-82	W	18-14	at Philadelphia	65,172
11-28-82	W	31-17	L.A. RAIDERS	53,330
12-5-82	W	20-17	at Baltimore	23,598
12-12-82	W	23-10	CLEVELAND	54,305
12-20-82	L	34-50	at San Diego	51,296
12-26-82	W	24-10	SEATTLE	55,330
1-2-83	W	35-27	at Houston	26,522

TEAM STATISTICS	BENGALS	OPPONENTS
TOTAL FIRST DOWNS	207	170
Rushing	63	61
Passing	123	102
Penalty	21	7
3rd Down: Made-Att.	66-122	35-104
3rd Down Pct.	54.1	33.7
4th Down: Made-Att.	2-3	9-13
4th Down Pct.	66.7	69.2
POSSESSION AVG.	33:26	26:34
TOTAL NET YARDS	3288	2893
Avg. Per Game	365.3	321.4
Total Plays	606	551
Avg. Per Play	5.4	5.3
NET YARDS RUSHING	949	850
Avg. Per Game	105.4	94.4
Total Rushes	223	223
NET YARDS PASSING	2339	2043
Avg. Per Game	259.9	227.0
Sacked-Yards Lost	27-162	22-207
Gross Yards	2501	2250
Att.-Completions	310-219	306-187
Completion Pct.	70.6	61.1
Had Intercepted	9	14
PUNTS-AVG.	31-38.7	37-40.1
Net Punting Avg.	—	—
PENALTIES-YARDS	56-475	64-551
FUMBLES-BALLS LOST	12-7	19-6
TOUCHDOWNS	27	21
Rushing	13	8
Passing	12	12
Returns	2	1

SCORE BY PERIODS	1	2	3	4	OT	PTS
BENGALS	48	76	62	46	0	232
OPPONENTS	24	42	51	54	6	177

SCORING	TD	TD-R	TD-P	TD-RT	PAT	FG	S	PTS
Jim Breech	0	0	0	0	25-26	14-18	0	67
Pete Johnson	7	7	0	0	—	—	0	42
Ken Anderson	4	4	0	0	—	—	0	24
M.L. Harris	3	0	3	0	—	—	0	18
Dan Ross	3	0	3	0	—	—	0	18
Charles Alexander	2	1	1	0	—	—	0	12
Steve Kreider	1	0	1	0	^1	—	0	7
Cris Collinsworth	1	0	1	0	—	—	0	6
Isaac Curtis	1	0	1	0	—	—	0	6
Archie Griffin	1	1	0	0	—	—	0	6
Bo Harris	1	0	0	1	—	—	0	6
Rodney Holman	1	0	1	0	—	—	0	6
Ken Riley	1	0	0	1	—	—	0	6
David Verser	1	0	1	0	—	—	0	6
Reggie Williams	0	0	0	0	—	—	1	2
BENGALS	27	13	12	2	26-27	14-18	1	232
OPPONENTS	21	8	12	1	19-21	10-12	1	177

\*PAT scored on a run.

Two-point conversions: (NA).

PASSING	ATT	CMP	YDS	CMP%	YDS/ATT	TD	TD%	INT	INT%	LG	SKD-YDS	RAT
Ken Anderson	309	218	2495	70.6	8.07	12	3.9	9	2.9	56t	26-154	95.3
Turk Schonert	1	1	6	100.0	6.00	0	0.0	0	0.0	6	1-8	91.7
BENGALS	310	219	2501	70.6	8.07	12	3.9	9	2.9	56t	27-162	95.4
OPPONENTS	306	187	2250	61.1	7.35	12	3.9	14	4.6	66t	22-207	77.7

RUSHING	ATT	YDS	AVG	LG	TD
Pete Johnson	156	622	4.0	21	7
Charles Alexander	64	207	3.2	18	1
Ken Anderson	25	85	3.4	12t	4
Archie Griffin	12	39	3.3	10t	1
Isaac Curtis	3	15	5.0	8	0
Rodney Tate	2	2	1.0	2	0
David Verser	1	1	1.0	1	0
M.L. Harris	2	-3	-1.5	5	0
Turk Schonert	3	-8	-2.7	-3	0
Cris Collinsworth	1	-11	-11.0	-11	0
BENGALS	269	949	3.5	21	13
OPPONENTS	223	850	3.8	48t	8

RECEIVING	REC	YDS	AVG	LG	TD
Cris Collinsworth	49	700	14.3	50	1
Dan Ross	47	508	10.8	28	3
Pete Johnson	31	267	8.6	25	0
Isaac Curtis	23	320	13.9	45	1
Archie Griffin	22	172	7.8	22	0
Steve Kreider	16	230	14.4	28	1
Charles Alexander	14	85	6.1	14	1
M.L. Harris	10	103	10.3	17t	3
David Verser	4	98	24.5	56t	1
Rodney Holman	3	18	6.0	10	1
BENGALS	219	2501	11.4	56t	12
OPPONENTS	187	2250	12.0	66t	12

INTERCEPTIONS	NO	YDS	AVG	LG	TD
Ken Riley	5	88	17.6	56t	1
Louis Breeden	2	9	4.5	9	0
Bo Harris	1	62	62.0	62t	1
Ross Browner	1	29	29.0	29	0
Ray Griffin	1	21	21.0	21	0
Reggie Williams	1	20	20.0	20	0
Jim LeClair	1	11	11.0	11	0
Mike Fuller	1	0	0.0	0	0
Bobby Kemp	1	0	0.0	0	0
BENGALS	14	240	17.1	62t	2
OPPONENTS	9	93	10.3	35	1

PUNTING	NO	YDS	AVG	NET TB	IN-20	LG	BLK.
Pat McNally	31	1201	38.7	—	4	—	53
BENGALS	31	1201	38.7	—	4	—	53
OPPONENTS	37	1484	40.1	—	—	—	—

PUNT RETURNS	NO	FC	YDS	AVG	LG	TD
Mike Fuller	17	8	95	5.6	13	0
BENGALS	17	8	95	5.6	13	0
OPPONENTS	17	—	68	4.0	—	0

KICKOFF RETURNS	NO	YDS	AVG	LG	TD
David Verser	16	320	20.0	33	0
Rodney Tate	14	314	22.4	55	0
Mike Fuller	1	9	9.0	9	0
BENGALS	31	643	20.7	55	0
OPPONENTS	45	851	18.9	—	0

FIELD GOALS	1-19	20-29	30-39	40-49	50+
Jim Breech	2-2	3-3	5-6	3-5	1-2
BENGALS	2-2	3-3	5-6	3-5	1-2
Jim Breech: (25G, 43G, 47N, 43N), (31G, 50G, 39B), (49G, 19G, 38G), (35G), (—), (36G, 21G, 44G), (27G, 19G), (34G), (51N).					

### USUAL STARTERS

OFFENSE		DEFENSE	
WR	Cris Collinsworth	LDE	Eddie Edwards
LOT	Anthony Munoz	NT	Wilson Whitley
LG	Dave Lapham	RDE	Ross Browner
C	Blair Bush	LOLB	Bo Harris
RG	Max Montoya	LILB	Jim LeClair
ROT	Mike Wilson	RILB	Glenn Cameron
TE	Dan Ross	ROLB	Reggie Williams
WR	Isaac Curtis	LCB	Louis Breeden
QB	Ken Anderson	RCB	Ken Riley
HB	Charles Alexander	SS	Bobby Kemp
FB	Pete Johnson	FS	Bryan Hicks

DEFENSE**	ST	AT	TT	SKS-YDS	INT-YDS	PD	FF	FR-YDS
Bobby Kemp	41	11	52	1-2	1-0	6	1	0-0
Jim LeClair	33	17	50	2.5-20	1-11	1	0	0-0
Bryan Hicks	31	17	48	0-0	0-0	9	0	0-0
Reggie Williams	34	9	43	4.5-41	1-20	3	0	4-0
Glenn Cameron	29	14	43	0-0	0-0	1	1	0-0
Ross Browner	28	13	41	3-38	1-29	1	1	0-0
Bo Harris	31	9	40	2-22	1-62	2	1	0-0
Eddie Edwards	25	5	30	6-53	0-0	1	0	1-0
Ken Riley	26	3	29	0-0	5-88	9	0	0-0
Louis Breeden	25	4	29	1-13	2-9	5	0	0-0
Ray Griffin	18	5	23	0-0	1-21	4	0	0-0
Robert Jackson	17	3	20	0-0	0-0	1	0	0-0
Mike Fuller	16	3	19	0-0	1-0	0	0	1-0
Rick Razzano	12	4	16	0-0	0-0	1	0	0-0
Wilson Whitley	11	4	15	1-12	0-0	0	1	0-0
Guy Frazier	10	2	12	0-0	0-0	0	0	0-0
Tom Dinkel	7	2	9	0-0	0-0	0	0	0-0
Oliver Davis	6	3	9	0-0	0-0	2	0	0-0
Jeff Schuh	6	3	9	0-0	0-0	0	0	0-0
Rodney Holman	5	1	6	0-0	0-0	0	0	0-0
David Verser	3	2	5	0-0	0-0	0	0	0-0
Mike St. Clair	4	0	4	0-0	0-0	0	0	0-0
M.L. Harris	3	0	3	0-0	0-0	0	0	0-0
Glen Collins	2	1	3	1-6	0-0	0	0	0-0
Gary Burley	2	0	2	0-0	0-0	0	0	0-0
Blair Bush	2	0	2	0-0	0-0	0	0	0-0
Jerry Boyarsky	1	1	2	0-0	0-0	0	0	0-0
Ron Simpkins	1	1	2	0-0	0-0	0	1	0-0
Ken Anderson	1	0	1	0-0	0-0	0	0	0-0
Cris Collinsworth	1	0	1	0-0	0-0	0	0	0-0
Isaac Curtis	1	0	1	0-0	0-0	0	0	0-0
Pete Johnson	1	0	1	0-0	0-0	0	0	0-0
Steve Kreider	1	0	1	0-0	0-0	0	0	0-0
John Simmons	1	0	1	0-0	0-0	0	0	0-0
Emanuel Weaver	1	0	1	0-0	0-0	0	0	0-0
Mike Wilson	1	0	1	0-0	0-0	0	0	0-0

BLOCKED KICKS	BP	BFG	BXP
(team)	—	—	1

\* NOTE: The two-point conversion was not instituted in the NFL until 1994.

\*\* NOTE: It was not standard practice to separate the three types of defensive statistics — defense, special teams and miscellaneous — until 1988. Thus, the defensive statistics listed above include the combined totals of all three types. All defensive statistics above are press box statistics produced at the games.

# 1983 STATISTICS

RECORD: 7-9-0

HEAD COACH: FORREST GREGG

DATE	W-L	SCORE	OPPONENT	ATTENDANCE
9-4-83	L	10-20	L.A. RAIDERS	50,956
9-11-83	L	6-10	BUFFALO	46,839
9-15-83	L	7-17	at Cleveland	79,700
9-25-83	W	23-17	at Tampa Bay	56,023
10-2-83	L	31-34	BALTIMORE	48,104
10-10-83	L	14-24	PITTSBURGH	56,086
10-16-83	L	17-24	at Denver	74,305
10-23-83	W	28-21	CLEVELAND	50,047
10-30-83	W	34-14	GREEN BAY	53,349
11-6-83	W	55-14	at Houston	39,706
11-13-83	L	15-20	at Kansas City	44,711
11-20-83	W	38-10	HOUSTON	46,375
11-28-83	L	14-38	at Miami	74,506
12-4-83	W	23-10	at Pittsburgh	55,832
12-11-83	W	17-9	DETROIT	45,728
12-17-83	L	14-20	at Minnesota	51,565

TEAM STATISTICS	BENGALS	OPPONENTS
TOTAL FIRST DOWNS.....	327	276
Rushing.....	127	96
Passing.....	179	156
Penalty.....	21	24
3rd Down: Made-Att.....	97-212	94-216
3rd Down Pct.....	45.8	43.5
4th Down: Made-Att.....	7-13	7-11
4th Down Pct.....	53.8	63.6
POSSESSION AVG.....	31:29	28:31
TOTAL NET YARDS.....	4327	4327
Avg. Per Game.....	330.4	270.4
Total Plays.....	1036	973
Avg. Per Play.....	5.1	4.4
NET YARDS RUSHING.....	2104	1499
Avg. Per Game.....	131.5	93.7
Total Rushes.....	542	430
NET YARDS PASSING.....	3183	2828
Avg. Per Game.....	198.9	176.8
Sacked-Yards Lost.....	40-309	41-335
Gross Yards.....	3492	3163
Att.-Completions.....	454-290	502-288
Completion Pct.....	63.9	57.4
Had Intercepted.....	18	23
PUNTS-AVG.....	69-40.6	76-42.3
Net Punting Avg.....	—	—
PENALTIES-YARDS.....	99-87	100-87
FUMBLES-BALLS LOST.....	35-15	35-16
TOUCHDOWNS.....	43	36
Rushing.....	24	16
Passing.....	14	17
Returns.....	5	3

SCORE BY PERIODS	1	2	3	4	OT	PTS
BENGALS.....	102	140	54	50	0	346
OPPONENTS.....	55	86	65	96	0	302

SCORING	TD	TD-R	TD-P	TD-RT	PAT	FG	S	PTS
Jim Breech.....	0	0	0	0	39-41	16-23	0	87
Pete Johnson.....	14	14	0	0	—	—	0	84
Cris Collinsworth.....	5	0	5	0	—	—	0	30
Charles Alexander.....	3	3	0	0	—	—	0	18
Larry Kinnebrew.....	3	3	0	0	—	—	0	18
Dan Ross.....	3	0	3	0	—	—	0	18
Isaac Curtis.....	2	0	2	0	—	—	0	12
M.L. Harris.....	2	0	2	0	—	—	0	12
Ken Riley.....	2	0	0	2	—	—	0	12
Turk Schonert.....	2	2	0	0	—	—	0	12
Stanley Wilson.....	2	1	1	0	—	—	0	12
Ken Anderson.....	1	1	0	0	—	—	0	6
James Griffin.....	1	0	0	1	—	—	0	6
Ray Horton.....	1	0	0	1	—	—	0	6
Steve Kreider.....	1	0	1	0	—	—	0	6
Reggie Williams.....	1	0	0	1	—	—	0	6
Ross Browner.....	0	0	0	0	1	—	0	1
BENGALS.....	43	24	14	5	40-43	16-23	0	346
OPPONENTS.....	36	16	17	3	35-36	17-22	0	302

\*PAT scored on a pass from Steve Kreider.

Two-point conversions: (NA\*).

PASSING	ATT	CMP	YDS	CMP%	YDS/ATT	TD	TD%	INT	INT%	LG	SKD-YDS	RAT
Ken Anderson.....	297	198	2333	66.7	7.86	12	4.0	13	4.4	80t	25-187	85.6
Turk Schonert.....	156	92	1159	59.0	7.43	2	1.3	5	3.2	54	15-122	73.1
Steve Kreider.....	1	0	0	0.0	0.00	0	0.0	0	0.0	—	0-0	39.6
BENGALS.....	454	290	3492	63.9	7.69	14	3.1	18	4.0	80t	40-309	81.1
OPPONENTS.....	502	288	3163	57.4	6.30	17	3.4	23	4.6	53	41-335	68.3

RUSHING	ATT	YDS	AVG	LG	TD
Pete Johnson.....	210	763	3.6	16t	14
Charles Alexander.....	153	523	3.4	12	3
Stanley Wilson.....	56	267	4.8	18	1
Larry Kinnebrew.....	39	156	4.0	17	3
Ken Anderson.....	22	147	6.7	29	1
Turk Schonert.....	29	117	4.0	15	2
Rodney Tate.....	25	77	3.1	13	0
David Verser.....	2	31	15.5	29	0
Mike Martin.....	2	21	10.5	15	0
Cris Collinsworth.....	2	2	1.0	8	0
Steve Kreider.....	1	2	2.0	2	0
Jeff Christensen.....	1	-2	-2.0	-2	0
BENGALS.....	542	2104	3.9	29	24
OPPONENTS.....	430	1499	3.5	40	16

RECEIVING	REC	YDS	AVG	LG	TD
Cris Collinsworth.....	66	1130	17.1	63	5
Isaac Curtis.....	42	571	13.6	80t	2
Steve Kreider.....	42	554	13.2	54	1
Dan Ross.....	42	483	11.5	30	3
Charles Alexander.....	32	187	5.8	14	0
Rodney Tate.....	18	142	7.9	25	0
Pete Johnson.....	15	129	8.6	18	0
Stanley Wilson.....	12	107	8.9	19	1
M.L. Harris.....	8	66	8.3	14	2
David Verser.....	7	82	11.7	22	0
Mike Martin.....	2	22	11.0	12	0
Rodney Holman.....	2	15	7.5	10	0
Larry Kinnebrew.....	2	4	2.0	2	0
BENGALS.....	290	3492	12.0	80t	14
OPPONENTS.....	288	3163	11.0	53	17

INTERCEPTIONS	NO	YDS	AVG	LG	TD
Ken Riley.....	8	89	11.1	42t	2
Ray Horton.....	5	121	24.2	55t	1
Bobby Kemp.....	3	26	8.7	26	0
Louis Breen.....	2	47	23.5	39	0
Ray Griffin.....	2	24	12.0	24	0
Robert Jackson.....	2	21	10.5	15	0
James Griffin.....	1	41	41.0	41t	1
BENGALS.....	23	369	16.0	55t	4
OPPONENTS.....	18	298	16.6	70t	2

PUNTING	NO	YDS	AVG	NET	TB	IN-20	LG	BLK.
Pat McNally.....	67	2804	41.9	—	9	13	60	2
BENGALS.....	69	2804	40.6	—	9	13	60	2
OPPONENTS.....	76	3211	42.3	—	1	21	70	—

PUNT RETURNS	NO	FC	YDS	AVG	LG	TD
John Simmons.....	25	2	173	6.9	43	0
Mike Martin.....	23	3	227	9.9	19	0
Ray Horton.....	1	1	10	10.0	10	0
BENGALS.....	49	6	410	8.4	43	0
OPPONENTS.....	41	5	310	7.6	50	0

KICKOFF RETURNS	NO	YDS	AVG	LG	TD
John Simmons.....	14	317	22.6	36	0
David Verser.....	13	253	19.5	29	0
Rodney Tate.....	13	218	16.8	23	0
Stanley Wilson.....	7	161	23.0	32	0
Ray Horton.....	5	128	25.6	49	0
Mike Martin.....	1	19	19.0	19	0
Tom Dinkel.....	1	1	1.0	1	0
BENGALS.....	54	1097	20.3	49	0
OPPONENTS.....	68	1298	19.1	90	0

FIELD GOALS	1-19	20-29	30-39	40-49	50+
Jim Breech.....	2-2	7-7	5-7	2-5	0-2
BENGALS.....	2-2	7-7	5-7	2-5	0-2

Jim Breech: (36G), (40N, 47G, 30G), (—), (24G), (19G), (47N), (51N, 35G), (—), (—), (29G, 44G), (31G, 23G, 23G), (26G), (—), (32G, 19G, 27G), (32N, 28G), (44N, 35N, 52N).

## USUAL STARTERS

OFFENSE		DEFENSE	
WR	Cris Collinsworth	LDE	Eddie Edwards
LOT	Anthony Munoz	NT	Jerry Boyarsky
LG	Dave Lapham	RDE	Ross Browner,
C	Dave Rimington		Glenn Collins
RG	Max Montoya	LOLB	Tom Dinkel
ROT	Mike Wilson	LILB	Jim LeClair
TE	Dan Ross	RILB	Glenn Cameron
WR	Isaac Curtis	ROLB	Reggie Williams
QB	Ken Anderson	LCB	Louis Breen
HB	Rodney Tate,	RCB	Ken Riley
	Charles Alexander,	SS	Bobby Kemp
FB	Charles Alexander,	FS	Robert Jackson
	Pete Johnson		

## DEFENSE\*\*

ST	AT	TT	SKS-YDS	INT-YDS	PD	FF	FR-YDS
Glenn Cameron.....	63	40	103	2-18	0-0	1	0 1-1
Reggie Williams.....	57	33	90	7.5-64.5	0-0	5	3 4-59
Robert Jackson.....	51	37	88	0-0	2-21	7	0 0-0
Jim LeClair.....	38	40	78	1-11	0-0	2	0 0-0
Louis Breen.....	44	15	59	1-9	2-47	10	1 1-0
Bobby Kemp.....	38	21	59	1-10	3-26	7	1 1-0
Tim Krumrie.....	32	21	53	1.5-2.5	0-0	0	0 1-0
Ken Riley.....	39	5	44	0-0	8-89	12	0 1-0
Ray Horton.....	28	16	44	0-0	5-121	6	0 0-0
Guy Frazier.....	28	14	42	1-8	0-0	0	0 0-0
Ross Browner.....	25	15	40	3-26	0-0	1	2 0-0
Eddie Edwards.....	23	15	38	13-94.5	0-0	0	0 1-0
Rick Razzano.....	20	16	36	0-0	0-0	0	0 1-0
Tom Dinkel.....	22	12	34	0.5-4	0-0	3	0 2-4
Jerry Boyarsky.....	18	14	32	1.5-13.5	0-0	0	0 0-0
Ray Griffin.....	20	4	24	1-10	2-24	0	1 1-13
Glen Collins.....	13	8	21	5-53	0-0	2	1 1-0
John Simmons.....	10	7	17	0-0	0-0	1	0 0-0
Jeff Schuh.....	8	5	13	0-0	0-0	0	0 0-0
Larry Kinnebrew.....	10	2	12	0-0	0-0	0	0 0-0
Steve Maidlow.....	10	1	11	0-0	0-0	0	0 0-0
Ron Simpsons.....	5	6	11	0-0	0-0	0	0 1-0
James Griffin.....	8	2	10	0-0	1-41	1	0 0-0
Jimmy Turner.....	6	2	8	0-0	0-0	1	0 0-0
Stanley Wilson.....	4	3	7	0-0	0-0	0	0 0-0
Gary Burley.....	5	0	5	2-11	0-0	2	0 0-0
Rodney Holman.....	4	1	5	0-0	0-0	0	0 0-0
M.L. Harris.....	3	1	4	0-0	0-0	0	0 0-0
Charles Alexander.....	3	0	3	0-0	0-0	0	0 0-0
Mike Martin.....	3	0	3	0-0	0-0	0	0 0-0
Isaac Curtis.....	2	0	2	0-0	0-0	0	0 0-0
Jim Hannula.....	0	2	2	0-0	0-0	0	0 0-0
Jim Breech.....	1	0	1	0-0	0-0	0	0 0-0
Cris Collinsworth.....	1	0	1	0-0	0-0	0	0 0-0
Pete Johnson.....	1	0	1	0-0	0-0	0	0 0-0
Steve Kreider.....	1	0	1	0-0	0-0	0	0 0-0
Dave Lapham.....	1	0	1	0-0	0-0	0	0 0-0
Anthony Munoz.....	1	0	1	0-0	0-0	0	0 0-0
Dave Rimington.....	1	0	1	0-0	0-0	0	0 0-0
Dan Ross.....	1	0	1	0-0	0-0	0	0 0-0
Bryan Hicks.....	0	1	1	0-0	0-0	1	0 0-0

## BLOCKED KICKS

	BP	BFG	BXP
Tim Krumrie.....	0	0	1

\* NOTE: The two-point conversion was not instituted in the NFL until 1994.

\*\* NOTE: It was not standard practice to separate the three types of defensive statistics — defense, special teams and miscellaneous — until 1988. Thus, the defensive statistics listed above include the combined totals of all three types. All defensive statistics above are press box statistics produced at the games.

# 1984 STATISTICS

RECORD: 8-8-0

HEAD COACH: SAM WYCHE

DATE	W-L	SCORE	OPPONENT	ATTENDANCE
9-2-84	L	17-20	at Denver	74,178
9-9-84	L	22-27	KANSAS CITY	47,111
9-16-84	L	23-43	at N.Y. Jets	64,193
9-23-84	L	14-24	L.A. RAMS	45,406
10-1-84	L	17-38	at Pittsburgh	57,098
10-7-84	W	13-3	HOUSTON	43,637
10-14-84	L	14-20	at New England	48,154
Oct. 21-84	W	12-9	CLEVELAND	50,667
10-28-84	W	31-13	at Houston	34,010
11-4-84	L	17-23	at San Francisco	58,324
11-11-84	W	22-20	PITTSBURGH	52,497
11-18-84	L	6-26	SEATTLE	50,280
11-25-84	W	35-14	ATLANTA	44,678
12-2-84	W	20-17 (OT)	at Cleveland	51,774
12-9-84	W	24-21	at New Orleans	40,855
12-16-84	W	52-21	BUFFALO	55,771

TEAM STATISTICS	BENGALS	OPPONENTS
TOTAL FIRST DOWNS	339	322
Rushing	135	115
Passing	179	191
Penalty	25	16
3rd Down: Made-Att.	93-211	82-202
3rd Down Pct.	44.1	40.6
4th Down: Made-Att.	10-14	5-11
4th Down Pct.	71.4	45.5
POSSESSION AVG.	30:50	29:10
TOTAL NET YARDS	5480	5259
Avg. Per Game	342.5	328.7
Total Plays	1081	1034
Avg. Per Play	5.1	5.1
NET YARDS RUSHING	2179	1868
Avg. Per Game	136.2	116.8
Total Rushes	540	477
NET YARDS PASSING	3301	3391
Avg. Per Game	206.3	211.9
Sacked-Yards Lost	45-358	40-298
Gross Yards	3659	3689
Att.-Completions	496-306	517-302
Completion Pct.	61.7	58.4
Had Intercepted	22	25
PUNTS-AVG.	67-42.3	67-41.4
Net Punting Avg.	35.3	31.6
PENALTIES-YARDS	85-693	90-743
FUMBLES-BALLS LOST	32-17	27-15
TOUCHDOWNS	39	39
Rushing	18	21
Passing	17	15
Returns	4	3

SCORE BY PERIODS	1	2	3	4	OT	PTS
BENGALS	53	105	77	101	3	339
OPPONENTS	40	98	78	123	0	339

SCORING	TD	TD-R	TD-P	TD-R	PAT	FG	S	PTS
Jim Breech	0	0	0	0	37-37	22-31	0	103
Larry Kinnebrew	10	9	1	0	—	—	0	60
Cris Collinsworth	6	0	6	0	—	—	0	36
Stanford Jennings	5	2	3	0	—	—	0	30
James Brooks	4	2	2	0	—	—	0	24
Charles Alexander	2	2	0	0	—	—	0	12
Boomer Esiason	2	2	0	0	—	—	0	12
M.L. Harris	2	0	2	0	—	—	0	12
James Griffin	1	0	0	1	—	—	0	6
Rodney Holman	1	0	1	0	—	—	0	6
Ray Horton	1	0	0	1	—	—	0	6
Robert Jackson	1	0	0	1	—	—	0	6
Steve Kreider	1	0	1	0	—	—	0	6
Anthony Munoz	1	0	1	0	—	—	0	6
Turk Schonert	1	1	0	0	—	—	0	6
John Simmons	1	0	0	1	—	—	0	6
(team)	—	—	—	—	—	—	1	2
BENGALS	39	18	17	4	37-39	22-31	1	339
OPPONENTS	39	21	15	3	37-39	22-27	1	339

Two-point conversions: (NA\*).

RUSHING	ATT	YDS	AVG	LG	TD
Larry Kinnebrew	154	623	4.0	23	9
Charles Alexander	132	479	3.6	22	2
James Brooks	103	396	3.8	33	2
Stanford Jennings	79	379	4.8	20t	2
Turk Schonert	13	77	5.9	17	1
Stanley Wilson	17	74	4.4	9	0
Ken Anderson	11	64	5.8	14	0
Boomer Esiason	19	63	3.3	9	2
John Farley	7	11	1.6	5	0
Cris Collinsworth	1	7	7.0	7	0
David Verser	2	5	2.5	3	0
Mike Martin	1	3	3.0	3	0
M.L. Harris	1	-2	-2.0	-2	0
BENGALS	540	2179	4.0	33	18
OPPONENTS	477	1868	3.9	36t	21

RECEIVING	REC	YDS	AVG	LG	TD
Cris Collinsworth	64	989	15.5	57t	6
M.L. Harris	48	759	15.8	80t	2
Stanford Jennings	35	346	9.9	43	3
James Brooks	34	268	7.9	27t	2
Charles Alexander	29	203	7.0	22	0
Rodney Holman	21	239	11.4	27	1
Steve Kreider	20	243	12.2	27	1
Larry Kinnebrew	19	159	8.4	22	1
Isaac Curtis	12	135	11.3	22	0
Mike Martin	11	164	14.9	42	0
David Verser	6	113	18.8	28	0
Stanley Wilson	2	15	7.5	11	0
Don Kern	2	14	7.0	9	0
John Farley	2	11	5.5	10	0
Anthony Munoz	1	1	1.0	1t	1
BENGALS	306	3659	12.0	80t	17
OPPONENTS	302	3689	12.2	76	15

INTERCEPTIONS	NO	YDS	AVG	LG	TD
Louis Breen	4	96	24.0	70	0
Robert Jackson	4	32	8.0	28t	1
Bobby Kemp	4	27	6.8	14	0
Ray Horton	3	48	16.0	48t	1
John Simmons	2	43	21.5	43t	1
Reggie Williams	2	33	16.5	33	0
Ray Griffin	2	13	6.5	13	0
James Griffin	1	57	57.0	57t	1
Glenn Cameron	1	15	15.0	15	0
Jimmy Turner	1	4	4.0	4	0
Jeff Schuh	1	0	0.0	0	0
BENGALS	25	368	14.7	70	4
OPPONENTS	22	364	16.5	52t	2

PUNTING	NO	YDS	AVG	NET	TB	IN-20	LG	BLK.
Pat McNally	67	2832	42.3	—	8	19	61	0
BENGALS	67	2832	42.3	—	8	19	61	0
OPPONENTS	67	2771	41.4	—	—	—	—	—

PUNT RETURNS	NO	FC	YDS	AVG	LG	TD
Mike Martin	24	5	376	15.7	55	0
John Simmons	12	6	98	8.2	30	0
Ray Horton	2	0	-1	-0.5	1	0
BENGALS	38	11	473	12.4	55	0
OPPONENTS	38	3	310	8.2	19	0

KICKOFF RETURNS	NO	YDS	AVG	LG	TD
Stanford Jennings	22	452	20.5	46	0
Mike Martin	19	386	20.3	44	0
James Brooks	7	144	20.6	37	0
John Farley	6	93	15.5	32	0
David Verser	3	46	15.3	23	0
John Simmons	1	15	15.0	15	0
M.L. Harris	1	12	12.0	12	0
Larry Kinnebrew	1	7	7.0	7	0
Gary Williams	1	0	0.0	0	0
BENGALS	61	1155	18.9	46	0
OPPONENTS	69	1446	21.0	73	1

FIELD GOALS	1-19	20-29	30-39	40-49	50+
Jim Breech	0-0	9-10	10-12	3-4	0-5
BENGALS	0-0	9-10	10-12	3-4	0-5
Jim Breech:	(46G, 50N, 22N), (55N, 29G, 48G), (21G), (—), (32G), (22G, 33G, 51N), (37N, 35N), (24G, 23G, 33G, 25G), (33G), (39G), (42G, 21G, 28G), (30G, 33G), (51N), (22G, 43N, 35G), (50N, 35G), (36G).				

PASSING	ATT	CMP	YDS	CMP%	YDS/ATT	TD	TD%	INT	INT%	LG	SKD-YDS	RAT
Ken Anderson	275	175	2107	63.6	7.66	10	3.6	12	4.4	80t	24-191	81.0
Turk Schonert	117	78	945	66.7	8.08	4	3.4	7	6.0	57t	16-115	77.8
Boomer Esiason	102	51	530	50.0	5.20	3	2.9	3	2.9	36	5-52	62.9
Pat McNally	2	2	77	100.0	38.50	0	0.0	0	0.0	43	0-0	118.8
BENGALS	496	306	3659	61.7	7.38	17	3.4	22	4.4	80t	45-358	77.2
OPPONENTS	517	302	3689	58.4	7.14	15	2.9	25	4.8	76	40-298	70.0

## USUAL STARTERS

OFFENSE		DEFENSE	
WR	Cris Collinsworth	LDE	Eddie Edwards
LOT	Anthony Munoz	NT	Tim Krumrie
LG	Brian Blados	RDE	Ross Browner
C	Dave Rimington	LOLB	Jeff Schuh
RG	Max Montoya	LILB	Ron Simpkins
ROT	Mike Wilson	RILB	Glenn Cameron
TE	M.L. Harris	ROLB	Reggie Williams
WR	Isaac Curtis	LCB	Louis Breen
QB	Ken Anderson	RCB	Ray Horton
HB	James Brooks	SS	Jimmy Turner, Bobby Kemp
FB	Charles Alexander	FS	Robert Jackson

DEFENSE**	ST	AT	TT	SKS-YDS	INT-YDS	PD	FF	FR-YDS
Reggie Williams	65	27	92	9-55	2-33	6	0	0-0
Tim Krumrie	57	27	84	5-46	0-0	0	0	1-8
Ron Simpkins	52	28	80	0-0	0-0	2	0	1-0
Robert Jackson	54	22	76	0-0	4-32	10	1	2-0
Ross Browner	48	26	74	8-54	0-0	3	3	1-0
Ray Horton	49	17	66	1-8	3-48	16	1	1-0
Eddie Edwards	48	16	64	9-68	0-0	1	2	3-(-2)
Glenn Cameron	38	22	60	1-7	1-15	2	0	0-0
Louis Breen	43	15	58	0-0	4-96	14	0	0-0
Jeff Schuh	36	16	52	2-17	1-0	1	0	0-0
Jimmy Turner	38	12	50	0-0	1-4	6	0	1-0
Bobby Kemp	35	10	45	0-0	4-27	6	0	1-0
Guy Frazier	26	16	42	2-21	0-0	2	2	0-0
John Simmons	24	8	32	0-0	2-43	5	1	0-0
Rick Razzano	12	15	27	0-0	0-0	1	0	1-0
Ray Griffin	20	5	25	0-0	2-13	5	0	1-0
Jerry Boyarsky	8	10	18	0-0	0-0	0	0	0-0
James Griffin	13	3	16	0-0	1-57	4	0	0-0
Don Kern	8	7	15	0-0	0-0	1	0	0-0
Steve Maidlow	10	3	13	0-0	0-0	0	0	0-0
Leo Barker	8	4	12	0-0	0-0	0	0	0-0
Glen Collins	7	5	12	3-22	0-0	1	1	1-0
Bruce Kozerski	7	1	8	0-0	0-0	0	0	0-0
Rodney Holman	5	1	6	0-0	0-0	0	0	1-0
Pete Koch	5	1	6	0-0	0-0	0	0	0-0
Larry Kinnebrew	3	2	5	0-0	0-0	0	0	0-0
Charles Alexander	3	0	3	0-0	0-0	0	0	0-0
Mike Martin	3	0	3	0-0	0-0	0	0	0-0
Ralph Battle	2	1	3	0-0	0-0	0	0	0-0
Brian Pillman	2	1	3	0-0	0-0	0	0	0-0
M.L. Harris	2	0	2	0-0	0-0	0	0	0-0
David Verser	2	0	2	0-0	0-0	0	0	0-0
Jim Breech	1	1	2	0-0	0-0	0	0	0-0
Ken Anderson	1	0	1	0-0	0-0	0	0	0-0
Brian Blados	1	0	1	0-0	0-0	0	0	0-0
Isaac Curtis	1	0	1	0-0	0-0	0	0	0-0
John Farley	1	0	1	0-0	0-0	0	0	0-0
Max Montoya	1	0	1	0-0	0-0	0	0	0-0
Anthony Munoz	1	0	1	0-0	0-0	0	0	0-0
Dave Rimington	1	0	1	0-0	0-0	0	1	0-0
Mike Wilson	1	0	1	0-0	0-0	0	0	0-0
Stanley Wilson	1	0	1	0-0	0-0	0	0	0-0

# 1985 STATISTICS

RECORD: 7-9-0

HEAD COACH: SAM WYCHE

DATE	W-L	SCORE	OPPONENT	ATTENDANCE
9-8-85	L	24-28	SEATTLE	51,625
9-15-85	L	27-41	at St. Louis	46,321
9-22-85	L	41-44	SAN DIEGO	52,270
9-30-85	W	37-24	at Pittsburgh	59,541
10-6-85	L	20-29	N.Y. JETS	51,785
10-13-85	W	35-30	N.Y. GIANTS	53,112
10-20-85	L	27-44	at Houston	35,590
10-27-85	W	26-21	PITTSBURGH	55,421
11-3-85	W	23-17	at Buffalo	25,640
11-10-85	W	27-10	CLEVELAND	57,293
11-17-85	L	6-13	at L.A. Raiders	52,501
11-24-85	L	6-24	at Cleveland	74,439
12-1-85	W	45-27	HOUSTON	46,140
12-8-85	W	50-24	DALLAS	56,936
12-15-85	L	24-27	at Washington	50,544
12-22-85	L	23-34	at New England	57,953

TEAM STATISTICS	BENGALS	OPPONENTS
TOTAL FIRST DOWNS	344	337
Rushing	125	118
Passing	191	194
Penalty	28	25
3rd Down: Made-Att	82-208	85-197
3rd Down Pct.	39.4	43.1
4th Down: Made-Att	9-19	8-12
4th Down Pct.	47.4	66.7
POSSESSION AVG.	31:18	28:42
TOTAL NET YARDS	5900	5663
Avg. Per Game	368.8	353.9
Total Plays	1062	1019
Avg. Per Play	5.6	5.6
NET YARDS RUSHING	2183	1999
Avg. Per Game	136.4	124.9
Total Rushes	503	461
NET YARDS PASSING	3717	3664
Avg. Per Game	232.3	229.0
Sacked-Yards Lost	41-365	40-334
Gross Yards	4082	3998
Att.-Completions	518-302	518-297
Completion Pct.	58.3	57.3
Had Intercepted	13	19
PUNTS-AVG.	63-40.7	60-41.3
Net Punting Avg.	29.7	34.5
PENALTIES-YARDS	110-795	84-731
FUMBLES-BALLS LOST	35-16	34-19
TOUCHDOWNS	53	51
Rushing	20	23
Passing	31	26
Returns	2	2

SCORE BY PERIODS	1	2	3	4	OT	PTS
BENGALS	115	106	119	101	0	441
OPPONENTS	61	131	107	138	0	437

SCORING	TD	TD-R	TD-P	TD-R	PAT	FG	S	PTS
Jim Breech	0	0	0	0	48-50	24-33	0	120
James Brooks	12	7	5	0	—	—	0	72
Larry Kinnebrew	10	9	1	0	—	—	0	60
Eddie Brown	8	0	8	0	—	—	0	48
Rodney Holman	7	0	7	0	—	—	0	42
Cris Collinsworth	5	0	5	0	—	—	0	30
Stanford Jennings	4	1	3	0	—	—	0	24
Charles Alexander	2	2	0	0	—	—	0	12
Steve Kreider	1	0	1	0	^1	—	0	7
Boomer Esiason	1	1	0	0	—	—	0	6
James Griffin	1	0	0	1	—	—	0	6
M.L. Harris	1	0	1	0	—	—	0	6
Robert Jackson	1	0	0	1	—	—	0	6
Ross Browner	0	0	0	0	—	—	1	2
BENGALS	53	20	31	2	49-53	24-33	1	441
OPPONENTS	51	23	26	2	51-51	26-34	1	437

\*PAT scored on a run.

Two-point conversions: (NA).

PASSING	ATT	CMP	YDS	CMP%	YDS/ATT	TD	TD%	INT	INT%	LG	SKD-YDS	RAT
Boomer Esiason	431	251	3443	58.2	7.99	27	6.3	12	2.8	68t	32-289	93.2
Turk Schonert	51	33	460	64.7	9.02	1	2.0	0	0.0	71	6-54	100.1
Ken Anderson	32	16	170	50.0	5.31	2	6.3	0	0.0	44t	2-16	86.7
James Brooks	1	1	8	100.0	8.00	1	100.0	0	0.0	8t	0-0	139.6
Steve Kreider	1	1	1	100.0	1.00	0	0.0	0	0.0	1	0-0	79.2
Cris Collinsworth	1	0	0	0.0	0.00	0	0.0	1	100.0	—	0-0	0.0
Pat McNally	1	0	0	0.0	0.00	0	0.0	0	0.0	—	0-0	39.6
Eddie Brown	0	0	0	—	—	0	—	0	—	—	1-6	—
BENGALS	518	302	4082	58.3	7.88	31	6.0	13	2.5	71	41-365	93.0
OPPONENTS	518	297	3998	57.3	7.72	26	5.0	19	3.7	72t	40-334	83.5

RUSHING	ATT	YDS	AVG	LG	TD
James Brooks	192	929	4.8	39	7
Larry Kinnebrew	170	714	4.2	29	9
Charles Alexander	44	156	3.5	18	2
Eddie Brown	14	129	9.2	35	0
Stanford Jennings	31	92	3.0	19	1
Boomer Esiason	33	79	2.4	20	1
Bill Johnson	8	44	5.5	15	0
Turk Schonert	8	39	4.9	17	0
Cris Collinsworth	1	3	3.0	3	0
Ken Anderson	1	0	0.0	0	0
Pat McNally	1	-2	-2.0	-2	0
BENGALS	503	2183	4.3	39	20
OPPONENTS	461	1999	4.3	56t	23

RECEIVING	REC	YDS	AVG	LG	TD
Cris Collinsworth	65	1125	17.3	71	5
James Brooks	55	576	10.5	57t	5
Eddie Brown	53	942	17.8	68t	8
Rodney Holman	38	479	12.6	64t	7
Larry Kinnebrew	22	187	8.5	29t	1
Charles Alexander	15	110	7.3	19	0
Mike Martin	14	187	13.4	28	0
Stanford Jennings	12	101	8.4	24	3
Steve Kreider	10	184	18.4	56	1
M.L. Harris	10	123	12.3	22t	1
Dan Ross	6	63	10.5	20	0
Brian Blados	1	4	4.0	4	0
Anthony Munoz	1	1	1.0	1	0
BENGALS	302	4082	13.5	71	31
OPPONENTS	297	3998	13.5	72t	26

INTERCEPTIONS	NO	YDS	AVG	LG	TD
James Griffin	7	116	16.6	33	1
Robert Jackson	6	100	16.7	57t	1
Louis Breedon	2	24	12.0	30	0
Ray Horton	2	3	1.5	3	0
Jimmy Turner	1	40	40.0	40	0
Bobby Kemp	1	0	0.0	0	0
BENGALS	19	283	14.9	57t	2
OPPONENTS	13	199	15.3	58	0

PUNTING	NO	YDS	AVG	NET	TB	IN-20	LG	BLK.
Pat McNally	57	2410	42.3	—	7	8	64	1
Jim Breech	5	153	30.6	—	0	2	43	0
BENGALS	63	2563	40.7	—	7	10	64	1
OPPONENTS	60	2477	41.3	—	7	11	63	0

PUNT RETURNS	NO	FC	YDS	AVG	LG	TD
Mike Martin	32	8	268	8.4	26	0
BENGALS	32	8	268	8.4	26	0
OPPONENTS	42	0	554	13.2	62t	1

KICKOFF RETURNS	NO	YDS	AVG	LG	TD
Mike Martin	48	1104	23.0	45	0
Stanford Jennings	13	218	16.8	26	0
James Brooks	3	38	12.7	15	0
Carl Zander	1	19	19.0	19	0
Eddie Brown	1	6	6.0	6	0
James Griffin	1	0	0.0	0	0
BENGALS	67	1385	20.7	45	0
OPPONENTS	81	1734	21.4	58	0

FIELD GOALS	1-19	20-29	30-39	40-49	50+
Jim Breech	0-0	7-8	12-13	4-6	1-6
BENGALS	0-0	7-8	12-13	4-6	1-6
Jim Breech: (22G), (46G, 33G), (—), (50N, 32G), (29G, 53G, 53N), (—), (47G, 22G), (32G, 39G, 40G, 37G), (31G), (28G, 33G, 51N, 50N), (37N, 39G, 37G), (30G, 29G), (48N, 28N, 29G), (49N), (51N, 38G), (22G, 42G, 30G).					

## USUAL STARTERS

OFFENSE		DEFENSE	
WR	Cris Collinsworth	LDE	Eddie Edwards
LOT	Anthony Munoz	NT	Tim Krumie
LG	Brian Blados	RDE	Ross Browner
C	Dave Rimington	LOLB	Jeff Schuh
RG	Max Montoya	LILB	Ron Simpkins, Carl Zander
ROT	Mike Wilson		
TE	Rodney Holman	RILB	Glenn Cameron
WR	Eddie Brown	ROLB	Reggie Williams
QB	Boomer Esiason	LCB	Louis Breedon
HB	James Brooks	RCB	Ray Horton
FB	Larry Kinnebrew	SS	Bobby Kemp
		FS	James Griffin

DEFENSE**	ST	AT	TT	SKS-YDS	INT-YDS	PD	FF	FR-YDS
Tim Krumie	68	28	96	3.5-25	0-0	1	1	2-0
Robert Jackson	70	16	86	0-0	6-100	12	2	1-0
Louis Breedon	60	21	81	1-10	2-24	17	0	0-0
Ron Simpkins	56	22	78	3.5-31	0-0	2	2	1-4
Bobby Kemp	57	17	74	1-5	1-0	3	1	0-0
Reggie Williams	44	22	66	3.5-31	0-0	4	3	4-4
Ray Horton	53	10	63	0-0	2-3	8	0	1-0
Ross Browner	48	15	63	9-69	0-0	1	0	2-0
Carl Zander	48	12	60	2-11	0-0	1	1	1-34
James Griffin	40	15	55	1-11	7-116	11	2	1-29
Eddie Edwards	36	10	46	8.5-71	0-0	3	2	0-0
Jeff Schuh	36	10	46	4-35	0-0	1	1	1-0
Glenn Cameron	30	8	38	0-0	0-0	0	0	0-0
Jimmy Turner	24	9	33	0-0	1-40	2	0	0-0
Leo Barker	24	8	32	0-0	0-0	1	3	0-0
Emmanuel King	15	2	17	2-21	0-0	0	0	1-0
Jerry Boyarsky	8	6	14	1-14	0-0	0	0	0-0
Bill Johnson	10	3	13	0-0	0-0	0	0	0-0
John Simmons	8	2	10	0-0	0-0	0	0	0-0
Lee Davis	4	4	8	0-0	0-0	1	0	0-0
Sam Washington	5	2	7	0-0	0-0	2	0	1-0
Glen Collins	5	1	6	0-0	0-0	1	0	0-0
Stanford Jennings	5	1	6	0-0	0-0	0	0	1-0
Don Kern	4	2	6	0-0	0-0	0	0	0-0
Tom Dinkel	3	0	3	0-0	0-0	0	0	0-0
Steve Kreider	3	0	3	0-0	0-0	0	0	0-0
Max Montoya	3	0	3	0-0	0-0	0	0	0-0
Rodney Holman	2	1	3	0-0	0-0	0	0	0-0
Sean Thomas	2	1	3	0-0	0-0	0	0	0-0
James Brooks	2	0	2	0-0	0-0	0	0	0-0
Boomer Esiason	2	0	2	0-0	0-0	0	0	0-0
M.L. Harris	2	0	2	0-0	0-0	0	0	0-0
Larry Kinnebrew	2	0	2	0-0	0-0	0	0	0-0
Mike Wilson	2	0	2	0-0	0-0	0	0	0-0
Charles Alexander	1	0	1	0-0	0-0	0	0	0-0
Eddie Brown	1	0	1	0-0	0-0	0	0	0-0
Pat McNally	1	0	1	0-0	0-0	0	0	0-0
Anthony Munoz	1	0	1	0-0	0-0	0	0	0-0
Bruce Reimers	1	0	1	0-0	0-0	0	0	0-0

BLOCKED KICKS	BP	BFG	BXP
(none)	0	0	0

\* NOTE: The two-point conversion was not instituted in the NFL until 1994.

\*\* NOTE: It was not standard practice to separate the three types of defensive statistics — defense, special teams and miscellaneous — until 1988. Thus, the defensive statistics listed above include the combined totals of all three types. All defensive statistics above are press box statistics produced at the games.

# 1986 STATISTICS

## RECORD: 10-6-0

HEAD COACH: SAM WYCHE

DATE	W-L	SCORE	OPPONENT	ATTENDANCE
9-7-86	L	14-24	at Kansas City	43,430
9-14-86	W	36-33 (OT)	BUFFALO	52,714
9-18-86	W	30-13	at Cleveland	78,779
9-28-86	L	7-44	CHICAGO	55,146
10-5-86	W	34-28	at Green Bay	51,230
10-13-86	W	24-22	PITTSBURGH	54,283
10-19-86	W	31-28	HOUSTON	53,844
10-26-86	L	9-30	at Pittsburgh	50,815
11-2-86	W	24-17	at Detroit	52,423
11-9-86	L	28-32	at Houston	32,130
11-16-86	W	34-7	SEATTLE	54,410
11-23-86	W	24-20	MINNESOTA	53,003
11-30-86	L	28-34	at Denver	58,705
12-7-86	W	31-7	at New England	60,633
12-14-86	L	3-34	CLEVELAND	58,062
12-21-86	W	52-21	N.Y. JETS	51,619

TEAM STATISTICS	BENGALS	OPPONENTS
TOTAL FIRST DOWNS	348	336
Rushing	134	134
Passing	183	171
Penalty	31	31
3rd Down: Made-Att.	79-199	84-218
3rd Down Pct.	39.7	38.5
4th Down: Made-Att.	9-16	12-16
4th Down Pct.	56.3	75.0
POSSESSION AVG.	28:48	31:12
TOTAL NET YARDS	6490	5274
Avg. Per Game	405.6	329.6
Total Plays	1046	1051
Avg. Per Play	6.2	5.0
NET YARDS RUSHING	2533	2122
Avg. Per Game	158.3	132.6
Total Rushes	521	514
NET YARDS PASSING	3957	3152
Avg. Per Game	247.3	197.0
Sacked-Yards Lost	28-203	42-368
Gross Yards	4160	3520
Att.-Completions	497-287	495-278
Completion Pct.	57.7	56.2
Had Intercepted	20	17
PUNTS-AVG.	59-33.8	77-39.8
Net Punting Avg.	29.7	34.5
PENALTIES-YARDS	111-847	93-840
FUMBLES-BALLS LOST	31-16	30-11
TOUCHDOWNS	51	47
Rushing	24	23
Passing	25	17
Returns	2	7

SCORE BY PERIODS	1	2	3	4	OT	PTS
BENGALS	69	126	72	139	3	409
OPPONENTS	113	92	122	67	0	394

SCORING	TD	TD-R	TD-P	TD-R	PAT	FG	S	PTS
Jim Breech	0	0	0	0	50-51	17-32	0	101
Cris Collinsworth	10	0	10	0	—	—	0	60
James Brooks	9	5	4	0	—	—	0	54
Larry Kinnebrew	9	8	1	0	—	—	0	54
Stanley Wilson	8	8	0	0	—	—	0	48
Eddie Brown	4	0	4	0	—	—	0	24
Rodney Holman	2	0	2	0	—	—	0	12
Anthony Munoz	2	0	2	0	—	—	0	12
Louis Breen	1	0	0	1	—	—	0	6
Eddie Edwards	1	0	0	1	—	—	0	6
Boomer Esiason	1	1	0	0	—	—	0	6
Jeff Hayes	1	1	0	0	—	—	0	6
Stanford Jennings	1	1	0	0	—	—	0	6
Eric Kaltus	1	0	1	0	—	—	0	6
Tim McGee	1	0	1	0	—	—	0	6
Leon White	0	0	0	0	—	—	1	2
BENGALS	51	24	25	2	50-51	17-32	1	409
OPPONENTS	47	23	17	7	44-47	22-30	1	394

Two-point conversions: (NA)\*

PASSING	ATT	CMP	YDS	CMP%	YDS/ATT	TD	TD%	INT	INT%	LG	SKD-YDS	RAT
Boomer Esiason	469	273	3959	58.2	8.44	24	5.1	17	3.6	57	26-194	87.7
Ken Anderson	23	11	171	47.8	7.43	1	4.3	2	8.7	43	1-4	51.2
Doug Gaynor	3	3	30	100.0	10.00	0	0.0	0	0.0	16	1-5	108.3
James Brooks	1	0	0	0.0	0.00	0	0.0	0	0.0	—	0-0	39.6
Steve Kreider	1	0	0	0.0	0.00	0	0.0	1	100.0	—	0-0	0.0
BENGALS	497	287	4160	57.7	8.37	25	5.0	20	4.0	57	28-203	85.1
OPPONENTS	495	278	3520	56.2	7.11	17	3.4	17	3.4	84t	42-368	75.7

RUSHING	ATT	YDS	AVG	LG	TD
James Brooks	205	1087	5.3	56t	5
Larry Kinnebrew	131	519	4.0	39	8
Stanley Wilson	68	379	5.6	58t	8
Bill Johnson	39	226	5.8	34	0
Boomer Esiason	44	146	3.3	23	1
Jeff Hayes	3	92	30.7	61t	1
Stanford Jennings	16	54	3.4	10	1
Eddie Brown	8	32	4.0	17	0
Tim McGee	4	10	2.5	8	0
Doug Gaynor	1	4	4.0	4	0
Cris Collinsworth	2	-16	-8.0	-6	0
BENGALS	521	2533	4.9	61t	24
OPPONENTS	514	2122	4.1	75t	23

RECEIVING	REC	YDS	AVG	LG	TD
Cris Collinsworth	62	1024	16.5	46t	10
Eddie Brown	58	964	16.6	57	4
James Brooks	54	686	12.7	54	4
Rodney Holman	40	570	14.3	34t	2
Tim McGee	16	276	17.3	51	1
Larry Kinnebrew	13	136	10.5	31	1
Bill Johnson	13	103	7.9	17	0
Eric Kaltus	11	99	9.0	28	1
Stanford Jennings	6	86	14.3	34	0
Steve Kreider	5	96	19.2	23	0
Stanley Wilson	4	45	11.3	34	0
Mike Martin	3	68	22.7	51	0
Anthony Munoz	2	7	3.5	5t	2
BENGALS	287	4160	14.5	57	25
OPPONENTS	278	3520	12.7	84t	17

INTERCEPTIONS	NO	YDS	AVG	LG	TD
Louis Breen	7	72	10.3	36t	1
David Fulcher	4	20	5.0	15	0
Leo Barker	2	7	3.5	7	0
Barney Bussey	1	19	19.0	19	0
Carol Zander	1	18	18.0	18	0
Joe Kelly	1	6	6.0	6	0
Ray Horton	1	4	4.0	4	0
BENGALS	17	146	8.6	36t	1
OPPONENTS	20	189	9.5	49	0

PUNTING	NO	YDS	AVG	NET	TB	IN-20	LG	BLK.
Jeff Hayes	56	1965	35.1	—	3	11	52	2
Boomer Esiason	1	31	31.0	—	0	1	31	0
BENGALS	59	1996	33.8	—	3	12	52	2
OPPONENTS	77	3068	39.8	—	9	14	66	0

PUNT RETURNS	NO	FC	YDS	AVG	LG	TD
Mike Martin	13	6	96	7.4	14	0
Ray Horton	11	3	111	10.1	25	0
Tim McGee	3	4	21	7.0	9	0
John Simmons	2	4	7	3.5	6	0
BENGALS	29	17	235	8.1	25	0
OPPONENTS	19	14	182	9.6	54	0

KICKOFF RETURNS	NO	YDS	AVG	LG	TD
Tim McGee	43	1007	23.4	94	0
Stanford Jennings	12	257	21.4	41	0
Mike Martin	4	83	20.8	21	0
Ron Simpkins	2	24	12.0	15	0
Rodney Holman	1	18	18.0	18	0
John Simmons	1	0	0.0	0	0
BENGALS	63	1389	22.0	94	0
OPPONENTS	80	1611	20.1	96t	1

FIELD GOALS	1-19	20-29	30-39	40-49	50+
Jim Breech	1-2	4-5	5-7	5-14	2-4
BENGALS	1-2	4-5	5-7	5-14	2-4
OPPONENTS	4-4	4-5	6-6	8-13	0-2

Jim Breech: (—), (51G, 20G), (49G, 33G, 25G), (—), (48N), (40N), (40G), (49N, 51G, 41N), (27N, 19G, 30N, 40G, 31G), (50N, 38G, 44N), (49N, 47N), (37G, 51N, 34G), (19N, 49N, 40G), (39N), (24G, 44N), (23G), (43G).

Opponents: (45N, 18G), (20G, 44G), (19G, 34G), (41G), (—), (27N), (24G, 44G), (—), (31G, 43G, 41G), (50N, 18G), (42G, 25G, 30G, 46G), (49N, 42N, 55N), (24G, 35G), (49G, 33G), (44N), (46N, 39G, 19G), (—).

### USUAL STARTERS

OFFENSE		DEFENSE	
WR	Cris Collinsworth	LDE	Eddie Edwards
LOT	Anthony Munoz	NT	Tim Krumrie
LG	Bruce Kozerski	RDE	Ross Browner
C	Dave Rimington	LOLB	Emanuel King
RG	Max Montoya	LILB	Carl Zander
ROT	Brian Blados,	RILB	Leo Barker,
	Joe Walter		Joe Kelly
TE	Rodney Holman	ROLB	Reggie Williams
WR	Eddie Brown	LCB	Louis Breen
QB	Boomer Esiason	RCB	Levis Billups
HB	James Brooks	SS	David Fulcher
FB	Larry Kinnebrew	FS	Bobby Kemp

DEFENSE**	ST	AT	TT	SKS-YDS	INT-YDS	PD	FF	FR-YDS
Tim Krumrie	73	40	113	1-4	0-0	0	0	2-18
David Fulcher	75	30	105	2-18	4-20	7	0	1-0
Carl Zander	61	36	97	3.5-34	1-18	4	0	1-0
Reggie Williams	73	23	96	4.5-34	0-0	3	2	1-0
Emmanuel King	52	18	70	9-88	0-0	1	2	1-1
Louis Breen	49	7	56	0-0	7-72	14	1	0-0
Ray Horton	44	11	55	0-0	1-4	9	0	0-0
Bobby Kemp	37	14	51	0-0	0-0	3	0	0-0
Ross Browner	37	12	49	6.5-57	0-0	2	1	0-0
Eddie Edwards	35	10	45	6.5-49	0-0	3	0	2-0
Leo Barker	28	15	43	0-0	2-7	2	2	0-0
Joe Kelly	25	10	35	1-7	1-6	1	0	1-0
Lewis Billups	28	5	33	1-9	0-0	11	1	1-2
Ron Simpkins	21	6	27	0-0	0-0	0	0	0-0
Barney Bussey	19	5	24	1-12	1-19	1	0	0-0
Robert Jackson	19	5	24	0-0	0-0	3	0	0-0
Ron Simpkins	21	6	27	0-0	0-0	0	0	0-0
Jim Skow	16	3	19	3-24	0-1	1	0	0-0
John Simmons	16	1	17	1-15	0-0	4	0	0-0
Eric Kaltus	13	1	14	0-0	0-0	0	0	0-0
Leon White	12	2	14	0-0	0-0	0	0	0-0
Ed Brady	9	3	12	0-0	0-0	1	0	0-0
Mike Hammerstein	3	7	10	1-6	0-0	0	0	0-0
Jimmy Turner	8	1	9	0-0	0-0	2	0	0-0
Kiki DeAyala	7	2	9	1-11	0-0	0	0	0-0
Bill Johnson	6	2	8	0-0	0-0	0	0	0-0
Stanford Jennings	5	1	6	0-0	0-0	0	0	0-0
Rodney Holman	3	0	3	0-0	0-0	0	0	0-0
Eddie Brown	2	0	2	0-0	0-0	0	0	0-0
Cris Collinsworth	2	0	2	0-0	0-0	0	0	0-0
Bruce Kozerski	2	0	2	0-0	0-0	0	0	0-0
Stanley Wilson	2	0	2	0-0	0-0	0	0	0-0
Jim Breech	1	1	2	0-0	0-0	0	0	0-0
Steve Kreider	1	1	2	0-0	0-0	0	0	0-0
James Brooks	1	0	1	0-0	0-0	0	0	0-0
Jeff Hayes	1	0	1	0-0	0-0	0	0	0-0
Larry Kinnebrew	1	0	1	0-0	0-0	0	0	0-0
Max Montoya	1	0	1	0-0	0-0	0	0	0-0
Joe Walter	1	0	1	0-0	0-0	0	0	0-0
David Douglas	0	1	1	0-0	0-0	0	0	0-0

BLOCKED KICKS	BP	BFG	BXP
Bruce Reimers	0	0	1

\* NOTE: The two-point conversion was not instituted in the NFL until 1994.

\*\* NOTE: It was not standard practice to separate the three types of defensive statistics — defense, special teams and miscellaneous — until 1988. Thus,

# 1987 STATISTICS

RECORD: 4-11-0

HEAD COACH: SAM WYCHE

DATE	W-L	SCORE	OPPONENT	ATTENDANCE
9-13-87	W	23-21	at Indianapolis	59,387
9-20-87	L	26-27	SAN FRANCISCO	53,498
— PLAYERS' STRIKE BEGINS, SEPT. 22 —				
9-27-87	—	—	at L.A. Rams	CANCELED
10-4-87*	L	9-10	SAN DIEGO	18,074
10-11-87*	W	17-10	at Seattle	31,739
— PLAYERS' STRIKE ENDS AT 24 DAYS, OCT. 15 —				
10-18-87*	L	0-34	CLEVELAND	40,179
10-25-87	L	20-23	at Pittsburgh	53,692
11-1-87	L	29-31	HOUSTON	52,700
11-8-87	L	14-20	MIAMI	53,840
11-15-87	W	16-10	at Atlanta	25,758
11-22-87	L	16-30	PITTSBURGH	59,910
11-29-87	L	20-27	at N.Y. Jets	41,135
12-6-87	W	30-27 (OT)	KANSAS CITY	46,489
12-13-87	L	24-38	at Cleveland	77,331
12-20-87	L	24-41	NEW ORLEANS	43,424
12-27-87	L	17-21	at Houston	49,775

\*Strike replacement player games.

TEAM STATISTICS	BENGALS	OPPONENTS
TOTAL FIRST DOWNS	319	286
Rushing	130	99
Passing	159	169
Penalty	30	18
3rd Down: Made-Att	81-216	79-194
3rd Down Pct.	37.5	40.7
4th Down: Made-Att	8-18	4-8
4th Down Pct.	44.4	50.0
POSSESSION AVG.	30:24	29:36
TOTAL NET YARDS	5377	4697
Avg. Per Game	358.5	313.1
Total Plays	1045	937
Avg. Per Play	5.1	5.0
NET YARDS RUSHING	2164	1641
Avg. Per Game	144.3	109.4
Total Rushes	538	441
NET YARDS PASSING	3213	3056
Avg. Per Game	214.2	203.7
Sacked-Yards Lost	32-255	40-303
Gross Yards	3468	3359
All-Completions	475-255	456-267
Completion Pct.	53.7	58.6
Had Intercepted	20	14
PUNTS-AVG.	73-40.2	75-40.2
Net Punting Avg.	34.5	33.4
PENALTIES-YARDS	99-791	79-669
FUMBLES-BALLS LOST	29-12	26-12
TOUCHDOWNS	30	43
Rushing	13	15
Passing	17	24
Returns	0	4

SCORE BY PERIODS	1	2	3	4	OT	PTS
BENGALS	87	72	40	83	3	285
OPPONENTS	44	106	96	124	0	370

SCORING	TD	TD-R	TD-P	TD-RT	PAT	FG	S	PTS
Jim Breech	0	0	0	0	25-27	24-30	0	97
Larry Kinnebrew	8	8	0	0	—	—	0	48
James Brooks	3	1	2	0	—	—	0	18
Eddie Brown	3	0	3	0	—	—	0	18
Stanford Jennings	3	1	2	0	—	—	0	18
Mike Martin	3	0	3	0	—	—	0	18
Rodney Holman	2	0	2	0	—	—	0	12
Eric Kattus	2	0	2	0	—	—	0	12
Bill Johnson	1	1	0	0	—	—	0	6
Marc Logan	1	1	0	0	—	—	0	6
Massimo Manca	0	0	0	3-3	1-2	0	0	6
David McCluskey	1	1	0	0	—	—	0	6
Tim McGee	1	0	1	0	—	—	0	6
Anthony Munoz	1	0	1	0	—	—	0	6
Wade Russell	1	0	1	0	—	—	0	6
Scott Schutt	0	0	0	0	—	1-2	0	0
BENGALS	30	13	17	0	28-30	25-32	1	285
OPPONENTS	43	15	24	4	43-43	23-26	0	370

Two-point conversions: (NA\*)

RUSHING	ATT	YDS	AVG	LG	TD
Larry Kinnebrew	145	570	3.9	52	8
Stanford Jennings	70	314	4.5	18	1
James Brooks	94	290	3.1	18	1
Boomer Esiason	52	241	4.6	19	0
Bill Johnson	39	205	5.3	20	1
Marc Logan	37	203	5.5	51	1
David McCluskey	29	94	3.2	12	1
Dana Wright	24	74	3.1	10	0
Dave Walter	16	70	4.4	16	0
Dan Rice	18	59	3.3	8	0
Greg Meehan	4	19	4.8	17	0
Adrian Breen	6	18	3.0	9	0
Ben Bennett	2	17	8.5	9	0
Eddie Brown	1	0	0.0	0	0
Tim McGee	1	-10	-10.0	-10	0
BENGALS	538	2164	4.0	52	13
OPPONENTS	441	1641	3.7	42	15

RECEIVING	REC	YDS	AVG	LG	TD
Eddie Brown	44	608	13.8	47	3
Stanford Jennings	35	277	7.9	24	2
Cris Collinsworth	31	494	15.9	53	0
Rodney Holman	28	438	15.6	61	2
Tim McGee	23	408	17.7	49	1
James Brooks	22	272	12.4	46	2
Mike Martin	20	394	19.7	54	3
Eric Kattus	18	217	12.1	57	2
Larry Kinnebrew	9	114	12.7	25	0
Ira Hillary	5	65	13.0	23	0
Dana Wright	4	28	7.0	11	0
Greg Meehan	3	25	8.3	12	0
Bill Johnson	3	19	6.3	9	0
Marc Logan	3	14	4.7	18	0
Marquis Pleasant	2	45	22.5	35	0
Wade Russell	2	27	13.5	23	1
Anthony Munoz	2	15	7.5	12	1
David McCluskey	1	8	8.0	8	0
BENGALS	255	3468	13.6	61	17
OPPONENTS	267	3359	12.6	53	24

INTERCEPTIONS	NO	YDS	AVG	LG	TD
Robert Jackson	3	49	16.3	29	0
David Fulcher	3	30	10.0	28	0
Louis Breedon	2	49	24.5	44	0
Daryl Smith	2	0	0.0	0	0
Solomon Wilcotts	1	37	37.0	37	0
Rob Niehoff	1	19	19.0	19	0
Eric Thomas	1	3	3.0	3	0
Barney Bussey	1	0	0.0	0	0
BENGALS	14	187	13.4	44	0
OPPONENTS	20	336	16.8	76	2

PUNTING	NO	YDS	AVG	NET	TB	IN-20	LG	BLK.
Scott Fulhage	52	2168	41.7	—	5	10	58	0
Greg Horne	19	759	39.9	—	4	2	57	0
Boomer Esiason	2	68	34.0	—	0	1	41	0
BENGALS	73	2995	41.0	—	9	13	58	0
OPPONENTS	75	3017	40.2	—	11	15	66	0

PUNT RETURNS	NO	FC	YDS	AVG	LG	TD
Mike Martin	28	5	277	9.9	21	0
Ken Brown	5	3	16	3.2	10	0
Ray Horton	1	0	0	0.0	0	0
Robert Jackson	0	1	0	—	—	0
BENGALS	34	9	293	8.6	21	0
OPPONENTS	42	8	299	7.1	26	0

KICKOFF RETURNS	NO	YDS	AVG	LG	TD
Barney Bussey	21	406	19.3	34	0
Tim McGee	15	242	16.1	24	0
Dana Wright	13	266	20.5	30	0
Mike Martin	3	51	17.0	20	0
Ken Brown	3	45	15.0	20	0
James Brooks	2	42	21.0	23	0
Stanford Jennings	2	32	16.0	18	0
Marc Logan	3	31	10.3	16	0
Eric Kattus	2	22	11.0	13	0
Ira Hillary	1	15	15.0	15	0
Greg Meehan	1	9	9.0	9	0
David Fulcher	1	0	0.0	0	0
BENGALS	67	1161	17.3	34	0
OPPONENTS	62	1145	18.5	62	0

PASSING	ATT	CMP	YDS	CMP%	YDS/ATT	TD	TD%	INT	INT%	LG	SKD-YDS	RAT
Boomer Esiason	440	240	3321	54.5	7.55	16	3.6	19	4.3	611	26-209	73.1
Dave Walter	21	10	113	47.6	5.38	0	0.0	0	0.0	35	2-15	64.2
Adrian Breen	8	3	9	37.5	1.13	1	12.5	0	0.0	6	3-18	85.4
Ben Bennett	6	2	25	33.3	4.17	0	0.0	1	16.7	18	0-0	7.6
Ira Hillary	0	0	0	—	—	0	—	0	—	—	1-13	—
BENGALS	475	255	3468	53.7	7.30	17	3.6	20	4.2	611	32-255	71.6
OPPONENTS	456	267	3359	58.6	7.37	24	5.3	14	3.1	53	40-303	86.3

## USUAL STARTERS

OFFENSE	DEFENSE
WR	Cris Collinsworth, LDE
	Tim McGee, NT
LOT	Anthony Munoz, RDE
LG	Bruce Reimers, LOLLB
C	Dave Rimatington, LILB
RG	Max Montoya, RILB
ROT	Joe Walter, ROLB
TE	Rodney Holman, LCB
WR	Eddie Brown, RCB
QB	Boomer Esiason, SS
HB	James Brooks, FS
	Stanford Jennings
FB	Larry Kinnebrew

FIELD GOALS	1-19	20-29	30-39	40-49	50+
Jim Breech	0-0	6-7	12-12	6-11	0-0
Massimo Manca	0-0	1-1	0-0	0-1	0-0
BENGALS	0-0	7-8	12-12	6-12	0-0
OPPONENTS	0-0	9-9	7-8	6-8	1-1

Jim Breech: (42N, 20G), (23G, 42G, 41G, 46G), (—), (—), (—), (—), (32G, 33G, 26G, 43N, 39G, 32G), (—), (31G, 45B, 22G, 30G), (35G, 38G, 41G), (31G, 35G, 46B), (37G, 27G, 28B, 32G), (20G), (43G, 46N), (43G).

Massimo Manca: (—), (—), (45B), (28G), (—), (—), (—), (—), (—), (—), (—), (—), (—), (—), (—).

Opponents: (—), (24G, 31G), (30N, 24G), (24G), (45G, 33G), (45G, 21G, 20G), (47G), (48G, 45N, 34G), (44G), (43G, 52G, 36G), (24G, 23G), (39G, 33G), (27G), (21G, 30G), (42N).

DEFENSE**	ST	AT	TT	SKS-YDS	INT-YDS	PD	FF	FR-YDS
Tim Krumrie	62	26	88	3.5-28.5	0-0	1	0	0-0
Reggie Williams	56	19	75	6-45	0-0	0	1	2-0
David Fulcher	51	21	72	3-22	3-30	10	1	1-0
Robert Jackson	57	13	70	0-0	3-49	4	0	1-0
Carl Zander	44	17	61	1-14	0-0	1	0	0-0
Ray Horton	40	13	53	0-0	0-0	4	0	0-0
Lewis Billups	38	7	45	0-0	0-0	11	1	1-0
Joe Kelly	36	9	45	1-2	0-0	1	1	0-0
Eddie Edwards	32	7	39	4-32	0-0	0	1	1-0
Barney Bussey	26	13	39	2-15	1-0	5	0	0-0
Emmanuel King	23	13	36	4-30	0-0	2	0	0-



# 1988 STATISTICS

## RECORD: 12-4-0

HEAD COACH: SAM WYCHE  
(BENGALS WON AFC CENTRAL DIVISION; SEE POSTSEASON  
PORTION OF TEAM HISTORY SECTION FOR POSTSEASON STATS)

DATE	W-L	SCORE	OPPONENT	ATTENDANCE
9-4-88	W	21-14	PHOENIX	50,404
9-11-88	W	28-24	at Philadelphia	66,459
9-18-88	W	17-12	at Pittsburgh	56,647
9-25-88	W	24-17	CLEVELAND	54,943
10-2-88	W	45-21	at L.A. Raiders	42,594
10-9-88	W	36-19	N.Y. JETS	57,482
10-16-88	L	21-27	at New England	59,969
10-23-88	W	44-21	HOUSTON	54,659
10-30-88	L	16-23	at Cleveland	79,147
11-6-88	W	42-7	PITTSBURGH	56,403
11-13-88	L	28-31	at Kansas City	34,614
11-20-88	W	38-24	at Dallas	37,865
11-27-88	W	35-21	BUFFALO	58,672
12-4-88	W	27-10	SAN DIEGO	56,866
12-11-88	L	6-41	at Houston	50,269
12-17-88	W	20-17 (OT)	WASHINGTON	52,157

TEAM STATISTICS		BENGALS	OPPONENTS
TOTAL FIRST DOWNS		351	322
Rushing		159	126
Passing		165	177
Penalty		27	19
3rd Down: Made-Att		80-181	96-221
3rd Down Pct.		44.2	43.4
4th Down: Made-Att		8-11	12-27
4th Down Pct.		72.7	44.4
POSSESSION AVG.		29:32	30:28
TOTAL NET YARDS		6057	5182
Avg. Per Game		378.6	323.9
Total Plays		985	1059
Avg. Per Play		6.1	4.9
NET YARDS RUSHING		2710	2048
Avg. Per Game		169.4	128.0
Total Rushes		563	493
NET YARDS PASSING		3347	3134
Avg. Per Game		209.2	195.9
Sacked-Yards Lost		30-245	42-374
Gross Yards		3592	3508
Att.-Completions		392-225	524-283
Completion Pct.		57.4	54.0
Had Intercepted		14	22
PUNTS-AVG.		64-36.7	65-39.9
Net Punting Avg.		30.2	35.6
PENALTIES-YARDS		82-647	95-873
FUMBLES-BALLS LOST		28-13	28-14
TOUCHDOWNS		59	39
Rushing		27	18
Passing		28	19
Returns		4	2

SCORE BY PERIODS		1	2	3	4	OT	PTS
BENGALS		99	147	107	92	3	448
OPPONENTS		67	79	95	88	0	329

SCORING		TD	TD-R	TD-P	TD-Rt	PAT	FG	S	PTS
Ickey Woods		15	0	0	0	—	—	0	90
Jim Breech		0	0	0	0	56-59	11-16	0	89
James Brooks		14	8	6	0	—	—	0	84
Eddie Brown		9	0	9	0	—	—	0	54
Tim McGee		6	0	6	0	—	—	0	36
Rodney Holman		3	0	3	0	—	—	0	18
Stanley Wilson		3	2	1	0	—	—	0	18
Stanford Jennings		2	1	0	1	—	—	0	12
Leo Barker		1	0	0	1	—	—	0	6
Lewis Billups		1	0	0	1	—	—	0	6
Cris Collinsworth		1	0	1	0	—	—	0	6
Boomer Esiason		1	1	0	0	—	—	0	6
David Fulcher		1	0	0	1	—	—	0	6
Ira Hillary		1	0	1	0	—	—	0	6
Mike Martin		1	0	1	0	—	—	0	6
Lee Johnson		0	0	0	0	0-0	1-2	0	3
(team)		—	—	—	—	—	—	1	2
BENGALS		59	27	28	4	56-59	12-18	1	448
OPPONENTS		39	18	19	2	38-39	17-24	3	329

Two-point conversions: (N\*).

PASSING	ATT	CMP	YDS	CMP%	YDS/ATT	TD	TD%	INT	INT%	LG	SKD-YDS	RAT
Boomer Esiason	388	223	3572	57.5	9.21	28	7.2	14	3.6	86t	30-245	97.4
Turk Schonert	4	2	20	50.0	5.00	0	0.0	0	0.0	17	0-0	64.6
BENGALS	392	225	3592	57.4	9.16	28	7.1	14	3.6	86t	30-245	97.0
OPPONENTS	524	283	3508	54.0	6.69	19	3.6	22	4.2	65t	42-374	69.6

RUSHING	ATT	YDS	AVG	LG	TD
Ickey Woods	203	1066	5.3	56	15
James Brooks	182	931	5.1	51t	8
Stanley Wilson	112	398	3.6	19	2
Boomer Esiason	43	248	5.8	24	1
Stanford Jennings	17	47	2.8	9	1
Marc Logan	2	10	5.0	9	0
Turk Schonert	2	10	5.0	7	0
Mike Norseth	1	5	5.0	5	0
Eddie Brown	1	-5	-5.0	-5	0
BENGALS	563	2710	4.8	56	27
OPPONENTS	493	2048	4.2	48	18

RECEIVING	REC	YDS	AVG	LG	TD
Eddie Brown	53	1273	24.0	86t	9
Rodney Holman	39	527	13.5	33	3
Tim McGee	36	686	19.1	78t	6
James Brooks	29	287	9.9	28t	6
Ickey Woods	21	199	9.5	25	0
Cris Collinsworth	13	227	17.5	36	1
Stanley Wilson	9	110	12.2	28	1
Jim Riggs	9	82	9.1	16	0
Ira Hillary	5	76	15.2	31	1
Stanford Jennings	5	75	15.0	31	0
Mike Martin	2	22	11.0	15t	1
Marc Logan	2	20	10.0	17	0
Eric Kattus	2	8	4.0	11	0
BENGALS	225	3592	16.0	86t	28
OPPONENTS	283	3508	12.4	65t	19

INTERCEPTIONS	NO	YDS	AVG	LG	TD
Eric Thomas	7	61	8.7	37	0
David Fulcher	5	38	7.6	16t	1
Lewis Billups	4	47	11.8	29	0
Ray Horton	3	13	4.3	11	0
Rickey Dixon	1	13	13.0	13	0
Solomon Wilcots	1	6	6.0	6	0
Carl Zander	1	3	3.0	3	0
BENGALS	22	181	8.2	37	1
OPPONENTS	14	185	13.2	46	0

PUNTING	NO	YDS	AVG	NET	TB	IN-20	LG	BLK.
Scott Fulhage	44	1672	38.0	—	5	13	53	2
Lee Johnson	14	594	42.4	—	1	4	52	0
Jim Breech	3	64	21.3	—	1	1	30	0
Boomer Esiason	1	21	21.0	—	0	0	21	0
BENGALS	64	2351	36.7	—	7	18	53	2
OPPONENTS	65	2596	39.9	—	2	12	53	0

PUNT RETURNS	NO	FC	YDS	AVG	LG	TD
Ira Hillary	17	5	166	9.8	20	0
Eddie Brown	10	7	48	4.8	13	0
Mike Martin	5	5	30	6.0	10	0
BENGALS	32	17	244	7.6	20	0
OPPONENTS	32	7	280	8.8	26	0

KICKOFF RETURNS	NO	YDS	AVG	LG	TD
Stanford Jennings	32	684	21.4	98t	1
Ira Hillary	12	195	16.3	24	0
Barney Bussey	7	83	11.9	22	0
Marc Logan	4	80	20.0	24	0
Rickey Dixon	1	18	18.0	18	0
James Brooks	1	-6	-6.0	-6	0
Jim Riggs	0f	0	—	—	0
BENGALS	57	1054	18.5	98t	1
OPPONENTS	61	1335	21.9	84	0

FIELD GOALS	1-19	20-29	30-39	40-49	50+
Jim Breech	1-1	5-5	3-4	2-5	0-1
Lee Johnson	0-0	0-0	0-0	0-0	1-2
BENGALS	1-1	5-5	3-4	2-5	1-3
OPPONENTS	1-1	4-5	7-7	5-10	0-1
Jim Breech: (42N), (—), (32G), (34G), (28G), (30N), (25G), (—), (—), (19G, 32G, 22G), (—), (—), (41G), (51N), (46N), (45G, 27G), (40N), (20G).					
Lee Johnson: (—), (—), (—), (—), (—), (—), (—), (—), (—), (—), (—), (—), (—), (—), (—), (50N), (—), (50G).					
Opponents: (58N), (42N, 34G), (48N, 19G), (27G), (—), (30G), (43N), (45N), (34G, 39G, 29G), (—), (37G, 35G, 23G, 47G, 39G), (44G), (—), (26G, 41N), (43G, 48G), (43G, 29N).					

### USUAL STARTERS

OFFENSE		DEFENSE	
WR	Tim McGee	LDE	Skip McClendon
LOT	Anthony Munoz	NT	Tim Krumrie
LG	Bruce Reimers	RDE	Jim Skow
C	Bruce Kozerski	LOLB	Leon White
RG	Max Montoya	LILB	Carl Zander
ROT	Joe Walter	RILB	Joe Kelly
TE	Rodney Holman	ROLB	Reggie Williams
WR	Eddie Brown	LCB	Lewis Billups
QB	Boomer Esiason	RCB	Eric Thomas
HB	James Brooks	SS	David Fulcher
FB	Ickey Woods	FS	Solomon Wilcots

DEFENSE**	ST	AT	TT	SKS-YDS	INT-YDS	PD	FF	FR-YDS
Tim Krumrie	95	56	151	3-26	0-0	1	4	3-0
David Fulcher	72	36	108	1.5-12.5	5-38	11	1	0-0
Solomon Wilcots	52	32	84	0-0	1-6	7	0	2-0
Carl Zander	46	34	80	0-0	1-3	1	0	1-0
Eric Thomas	49	18	67	0-0	7-61	32	1	0-0
Reggie Williams	34	31	65	2.5-19	0-0	4	0	0-0
Joe Kelly	40	21	61	0-0	0-0	1	0	0-0
Leon White	36	24	60	3-24	0-0	4	3	1-0
Lewis Billups	47	10	57	0-0	4-47	16	0	2-26
Jim Skow	31	13	44	9.5-86.5	0-0	2	2	0-0
Jason Buck	24	10	34	6-48.5	0-0	0	0	0-0
Leo Barker	22	12	34	3-33	0-0	1	1	1-34
Skip McClendon	20	11	31	2-27	0-0	2	2	0-0
David Grant	17	13	30	5-37	0-0	2	0	1-0
Rickey Dixon	29	0	29	0-0	1-13	9	0	0-0
Barney Bussey	21	4	25	4-36	0-0	3	1	1-0
Ray Horton	24	4	25	1-11	3-13	2	0	0-0
Eddie Edwards	4	5	9	0.5-3.5	0-0	0	0	0-0
Daryl Smith	5	1	6	0-0	0-0	0	0	0-0
Emmanuel King	2	1	3	0-0	0-0	0	0	0-0
Curtis Maxey	0	2	2	0-0	0-0	0	0	0-0
Ed Brady	0	1	1	0-0	0-0	0	0	0-0
(team)	—	—	—	1-10	—	—	—	—

SPECIAL TEAMS**	ST	AT	TT	FF	FR-YDS	BP	BFG	BXP
Barney Bussey	12	1	13	0	0-0	0	0	0
Rickey Dixon	11	1	12	0	1-(-3)	0	0	0
Ed Brady	9	2	11	0	0-0	0	0	0
Leo Barker	8	1	9	0	0-0	0	0	0
Marc Logan	6	1	7	0	0-0	0	0	0
Jim Riggs	6	0	6	0	1-0	0	0	0
Leon White	4	0	4	1	0-0	0	0	0
Emmanuel King	3	0	3	0	0-0	0	0	0
Solomon Wilcots	3	0	3	0	0-0	0	0	0
Carl Zander	2	1	3	0	0-0	0	0	0
Ira Hillary	2	0	2	0	0-0	0	0	0
Ray Horton	2	0	2	0	0-0	0	0	0
Eric Kattus	2	0	2	0	0-0	0	0	0
Eric Thomas	2	0	2	0	0-0	0	0	0
David Fulcher	1	1	2	0	0-0	0	0	0
Daryl Smith	1	1	2	0	0-0	0	0	0
Cris Collinsworth	1	0	1	0	0-0	0	0	0
Ellis Dillahunt	1	0	1	0	0-0	0	0	0
Lee Johnson	1	0	1	0	0-0	0	0	0
Joe Kelly	1	0	1	0	0-0	0	0	0

# 1989 STATISTICS

RECORD: 8-8-0

HEAD COACH: SAM WYCHE

DATE	W-L	SCORE	OPPONENT	ATTENDANCE
9-10-89	L	14-17	at Chicago	64,730
9-17-89	W	41-10	PITTSBURGH	53,885
9-25-89	W	21-14	CLEVELAND	55,996
10-1-89	W	21-17	at Kansas City	61,165
10-8-89	W	26-16	at Pittsburgh	52,785
10-15-89	L	13-20	MIAMI	58,184
10-22-89	L	12-23	INDIANAPOLIS	57,642
10-29-89	W	56-23	TAMPA BAY	57,225
11-5-89	L	7-28	at L.A. Raiders	51,080
11-13-89	L	24-26	at Houston	60,694
11-19-89	W	42-7	DETROIT	55,720
11-26-89	L	7-24	at Buffalo	80,074
12-3-89	W	21-0	at Cleveland	76,236
12-10-89	L	17-24	SEATTLE	54,744
12-17-89	W	61-7	HOUSTON	47,510
12-25-89	L	21-29	at Minnesota	58,829

TEAM STATISTICS	BENGALS	OPPONENTS
TOTAL FIRST DOWNS	348	280
Rushing	136	114
Passing	183	151
Penalty	29	15
3rd Down: Made-Att.	100-220	82-209
3rd Down Pct.	45.5	39.2
4th Down: Made-Att.	12-24	6-19
4th Down Pct.	50.0	31.6
POSSESSION AVG.	30:51	29:09
TOTAL NET YARDS	6101	5297
Avg. Per Game	381.3	331.1
Total Plays	1083	997
Avg. Per Play	5.6	5.3
NET YARDS RUSHING	2483	2162
Avg. Per Game	155.2	135.1
Total Rushes	529	482
NET YARDS PASSING	3618	3135
Avg. Per Game	226.1	195.9
Sacked-Yards Lost	41-332	33-248
Gross Yards	3950	3383
Att.-Completions	513-288	482-256
Completion Pct.	56.1	53.1
Had Intercepted	13	21
PUNTS-AVG.	65-38.5	75-39.1
Net Punting Avg.	29.9	34.7
PENALTIES-YARDS	85-637	121-1045
FUMBLES-BALLS LOST	29-19	26-16
TOUCHDOWNS	52	32
Rushing	17	9
Passing	32	22
Returns	3	1

SCORE BY PERIODS	1	2	3	4	OT	PTS
BENGALS	61	147	98	98	0	404
OPPONENTS	50	97	56	82	0	285

SCORING	TD	TD-R	TD-P	TD-R	PAT	FG	S	PTS
Jim Breech	0	0	0	0	37-38	12-14	0	73
James Brooks	9	7	2	0	—	—	0	54
Rodney Holman	9	0	9	0	—	—	0	54
Tim McGee	8	0	8	0	—	—	0	48
Eddie Brown	6	0	6	0	—	—	0	36
Craig Taylor	5	3	2	0	—	—	0	30
Jim Gallery	0	0	0	0	13-13	2-6	0	19
Eric Ball	3	3	0	0	—	—	0	18
Stanford Jennings	3	2	1	0	—	—	0	18
Mike Martin	2	0	2	0	—	—	0	12
Ickey Woods	2	2	0	0	—	—	0	12
Barney Bussey	1	0	0	1	—	—	0	6
Ira Hillary	1	0	1	0	—	—	0	6
Kendal Smith	1	0	1	0	—	—	0	6
Eric Thomas	1	0	0	1	—	—	0	6
Leon White	1	0	0	1	—	—	0	6
Lee Johnson	0	0	0	0	0-1	0-0	0	0
BENGALS	52	17	32	3	50-52	14-20	0	404
OPPONENTS	32	9	22	1	31-32	20-27	1	285

Two-point conversions: (NA)\*.

RUSHING	ATT	YDS	AVG	LG	TD
James Brooks	221	1239	5.6	65t	7
Eric Ball	98	391	4.0	27	3
Stanford Jennings	83	293	3.5	17	2
Boomer Esiason	47	278	5.9	24	0
Craig Taylor	30	111	3.7	16	3
Ickey Woods	29	94	3.2	12	2
Tim McGee	2	36	18.0	25	0
Erik Wilhelm	6	30	5.0	14	0
John Holfield	11	20	1.8	11	0
Ira Hillary	1	-2	-2.0	-2	0
Lee Johnson	1	-7	-7.0	-7	0
BENGALS	529	2483	4.7	65t	17
OPPONENTS	482	2162	4.5	92t	9

RECEIVING	REC	YDS	AVG	LG	TD
Tim McGee	65	1211	18.6	74t	8
Eddie Brown	52	814	15.7	46	6
Rodney Holman	50	736	14.7	73t	9
James Brooks	37	306	8.3	25	2
Ira Hillary	17	162	9.5	17	1
Mike Martin	15	160	10.7	21	2
Eric Kattus	12	93	7.8	16	0
Kendal Smith	10	140	14.0	41t	1
Stanford Jennings	10	119	11.9	43t	1
Eric Ball	6	44	7.3	15	0
Jim Riggs	5	29	5.8	9	0
Craig Taylor	4	44	11.0	18t	2
John Garrett	2	29	14.5	18	0
John Holfield	2	18	9.0	14	0
Carl Parker	1	45	45.0	45	0
BENGALS	288	3950	13.7	74t	32
OPPONENTS	256	3383	13.2	84t	22

INTERCEPTIONS	NO	YDS	AVG	LG	TD
David Fulcher	8	87	10.9	22	0
Eric Thomas	4	18	4.5	18t	1
Rickey Dixon	3	47	15.7	28	0
Lewis Billups	2	0	0.0	0	0
Joe Kelly	1	25	25.0	25	0
Leon White	1	22	22.0	22	0
Richard Carey	1	5	5.0	5	0
Barney Bussey	1	0	0.0	0	0
BENGALS	21	204	9.7	28	1
OPPONENTS	13	42	3.2	19	0

PUNTING	NO	YDS	AVG	NET	TB	IN-20	LG	BLK.
Lee Johnson	61	2446	40.1	30.2	11	14	62	2
Jim Breech	2	58	29.0	19.0	1	1	32	0
BENGALS	65	2504	38.5	29.9	12	15	62	2
OPPONENTS	75	2935	39.1	34.7	6	16	57	1

PUNT RETURNS	NO	FC	YDS	AVG	LG	TD
Mike Martin	15	4	107	7.1	17	0
Kendal Smith	12	2	54	4.5	15	0
Ira Hillary	6	4	19	3.2	10	0
Richard Carey	3	2	29	9.7	13	0
BENGALS	36	12	209	5.8	17	0
OPPONENTS	33	5	323	9.8	45	0

KICKOFF RETURNS	NO	YDS	AVG	LG	TD
Stanford Jennings	26	525	20.2	33	0
Ira Hillary	14	223	15.9	29	0
Richard Carey	6	104	17.3	23	0
Kendal Smith	5	65	13.0	19	0
Eric Ball	1	19	19.0	19	0
Craig Taylor	1	5	5.0	5	0
John Holfield	1	0	0.0	0	0
Robert Jackson	0f	0	—	—	0
BENGALS	54	941	17.4	33	0
OPPONENTS	55	1203	21.9	66	0

FIELD GOALS	1-19	20-29	30-39	40-49	50+
Jim Breech	0-0	9-9	3-4	0-1	0-0
Jim Gallery	0-0	1-1	0-1	1-4	0-0
BENGALS	0-0	10-10	3-5	1-5	0-0
OPPONENTS	0-0	9-9	7-8	4-8	0-2

Jim Breech: (-), (-), (-), (-), (24G, 27G), (20G, 22G), (30G, 29G, 23G, 21G), (-), (34N), (38G), (49N), (-), (-), (24G), (27G, 30G), (-).

Jim Gallery: (45N), (26G, 47G), (48N, 44N), (31N), (-), (-), (-), (-), (-), (-), (-), (-), (-), (-), (-), (-), (-), (-).

Opponents: (29G), (38G), (-), (23G), (46N, 24G, 40G, 34G), (29G, 33G), (27G), (-), (46N), (32G, 42G, 37G, 28G), (-), (24G), (51N, 48N), (41N, 48G), (32N), (31G, 37G, 22G, 42G, 24G, 52N).

PASSING	ATT	CMP	YDS	CMP%	YDS/ATT	TD	TD%	INT	INT%	LG	SKD-YDS	RAT
Boomer Esiason	455	258	3525	56.7	7.75	28	6.2	11	2.4	74t	36-288	92.1
Erik Wilhelm	56	30	425	53.6	7.59	4	7.1	2	3.6	46t	3-17	87.3
Turk Schonert	2	0	0	0.0	0.00	0	0.0	0	0.0	—	2-27	39.6
BENGALS	513	288	3950	56.1	7.70	32	6.2	13	2.5	74t	41-332	91.2
OPPONENTS	482	256	3383	53.1	7.02	22	4.6	21	4.4	84t	33-248	72.6

### USUAL STARTERS

OFFENSE		DEFENSE	
WR	Tim McGee	LDE	Jim Skow
LOT	Anthony Munoz	NT	Tim Krumrie
LG	Bruce Reimers	RDE	Jason Buck
C	Bruce Kozerski	LOLB	Leon White
RG	Max Montoya	LILB	Carl Zander
ROT	Brian Blados,	RILB	Joe Kelly
	Joe Waller	ROLB	Reggie Williams
TE	Rodney Holman	LCB	Lewis Billups
WR	Eddie Brown	RCB	Eric Thomas
QB	Boomer Esiason	SS	David Fulcher
HB	James Brooks	FS	Rickey Dixon
FB	Eric Ball,		
	Stanford Jennings		

### DEFENSE\*\* ST AT TT SKS-YDS INT-YDS PD FF FR-YDS

David Fulcher	70	37	107	0-0	8-87	14	1	4-0
Rickey Dixon	84	19	103	0-0	3-47	16	1	0-0
Tim Krumrie	45	29	74	3-11	0-0	0	1	1-9
Joe Kelly	44	26	70	1-6	1-25	4	1	3-23
Carl Zander	43	24	67	1.5-14	0-0	3	1	1-25
Eric Thomas	49	9	58	2-23	4-18	23	1	1-0
Jason Buck	42	14	56	6-46	0-0	2	1	1-0
Lewis Billups	45	4	49	0-0	2-0	14	2	0-0
Reggie Williams	33	15	48	3.5-27	0-0	0	0	0-0
Leon White	32	15	47	2-17	1-22	4	2	2-22
Skip McClendon	24	9	33	1.5-10.5	0-0	2	2	1-0
Jim Skow	21	8	29	4.5-31	0-0	4	1	0-0
Mike Hammerstein	18	11	29	1.5-13	0-0	0	0	1-0
Leo Barker	21	6	27	0-0	0-0	2	0	0-0
Barney Bussey	20	5	25	2.5-13.5	1-0	6	0	0-0
David Grant	11	10	21	0.5-2.5	0-0	0	0	0-0
Robert Jackson	18	1	19	0-0	0-0	4	1	0-0
Solomon Wilcots	13	2	15	1-18	0-0	0	0	0-0
Kevin Walker	7	4	11	0-0	0-0	0	0	1-0
Richard Carey	6	3	9	0-0	1-5	3	0	0-0
Natu Tuatagaloa	6	1	7	2.5-15.5	0-0	2	0	0-0
Ed Brady	1	0	1	0-0	0-0	0	0	0-0

### SPECIAL TEAMS\*\* ST AT TT FF FR-YDS BP BFG BXP

Kevin Walker	11	0	11	0	0-0	0	0	0
Leo Barker	10	1	11	0	0-0	0	0	0
Ed Brady	9	1	10	0	0-0	0	0	0
Barney Bussey	9	1	10	0	0-0	0	0	0
Solomon Wilcots	8	2	10	0	0-0	0	0	0
Robert Jackson	6	0	6	0	0-0	0	0	0
Chris Barber	5	1	6	0	0-0	0	0	0
Leon White	5	1	6	0	0-0	0	0	0
Rickey Dixon	5	0	5	0	0-0	0	0	0
Richard Carey	1	2	3	0	0-0	0	0	0
Lee Johnson	2	0	2	0	0-0	0	0	0
Craig Taylor	2	0	2	0	0-0	0	0	0
Eric Thomas	2	0	2	0	0-0	1	0	0
Natu Tuatagaloa	2	0	2	0	0-0	0	0	0
Ira Hillary	1	0	1	0	0-0	0	0	0
Stanford Jennings	1	0	1	0	0-0	0	0	0
Eric Kattus	1	0	1	0	0-0	0	0	0
Rich Romer	1	0	1	0	0-0	0	0	0
Carl Zander	1	0	1					

# 1990 STATISTICS

RECORD: 9-7-0

HEAD COACH: SAM WYCHE  
(BENGALS WON AFC CENTRAL DIVISION; SEE POSTSEASON  
PORTION OF TEAM HISTORY SECTION FOR POSTSEASON STATS)

DATE	W-L	SCORE	OPPONENT	ATTENDANCE
9-9-90	W	25-20	N.Y. JETS	56,467
9-16-90	W	21-16	at San Diego	48,098
9-23-90	W	41-7	NEW ENGLAND	56,470
10-1-90	L	16-31	at Seattle	60,135
10-7-90	W	34-31 (OT)	at L.A. Rams	62,619
10-14-90	L	17-48	at Houston	53,501
10-22-90	W	34-13	at Cleveland	78,567
10-28-90	L	17-38	at Atlanta	53,214
11-4-90	L	7-21	NEW ORLEANS	60,067
11-11-90			— BYE —	
11-18-90	W	27-3	PITTSBURGH	60,064
11-25-90	L	20-34	INDIANAPOLIS	60,051
12-2-90	W	16-12	at Pittsburgh	58,200
12-9-90	L	17-20 (OT)	SAN FRANCISCO	60,084
12-16-90	L	7-24	at L.A. Raiders	54,132
12-23-90	W	40-20	HOUSTON	60,044
12-30-90	W	21-14	CLEVELAND	60,041

TEAM STATISTICS	BENGALS	OPPONENTS
TOTAL FIRST DOWNS	277	308
Rushing	107	116
Passing	151	180
Penalty	19	12
3rd Down: Made-Att	79-196	93-213
3rd Down Pct.	40.3	43.7
4th Down: Made-Att	12-19	2-12
4th Down Pct.	63.2	16.7
POSSESSION AVG.	29:21	30:39
TOTAL NET YARDS	5063	5605
Avg. Per Game	316.4	350.3
Total Plays	943	1010
Avg. Per Play	5.4	5.5
NET YARDS RUSHING	2120	2085
Avg. Per Game	132.5	130.3
Total Rushes	484	442
NET YARDS PASSING	2943	3520
Avg. Per Game	183.9	220.0
Sacked-Yards Lost	34-209	25-205
Gross Yards	3152	3725
Att.-Completions	425-237	543-300
Completion Pct.	55.8	55.2
Had Intercepted	23	15
PUNTS-AVG.	65-42.1	63-41.8
Net Punting Avg.	34.0	36.5
PENALTIES-YARDS	83-627	101-824
FUMBLES-BALLS LOST	25-12	32-16
TOUCHDOWNS	44	41
Rushing	16	15
Passing	25	24
Returns	3	2

SCORE BY PERIODS	1	2	3	4	OT	PTS
BENGALS	79	110	78	90	3	360
OPPONENTS	70	115	101	63	3	352

SCORING	TD	TD-R	TD-RT	PAT	FG	S	PTS
Jim Breech	0	0	0	0	41-44	17-21	0 92
James Brooks	9	5	4	0	—	—	0 54
Eddie Brown	9	0	9	0	—	—	0 54
Ickey Woods	6	6	0	0	—	—	0 36
Rodney Holman	5	0	5	0	—	—	0 30
Craig Taylor	3	2	1	0	—	—	0 18
Eric Ball	2	1	1	0	—	—	0 12
Harold Green	2	1	1	0	—	—	0 12
Eric Kattus	2	0	2	0	—	—	0 12
James Francis	1	0	0	1	—	—	1 8
Mike Barber	1	0	1	0	—	—	0 6
Barney Bussey	1	0	0	1	—	—	0 6
Stanford Jennings	1	1	0	0	—	—	0 6
Tim McGee	1	0	1	0	—	—	0 6
Mitchell Price	1	0	0	1	—	—	0 6
David Fulcher	0	0	0	0	—	—	1 2
Lee Johnson	0	0	0	0	—	0-1	0 0
BENGALS	44	16	25	3	41-44	17-22	2 360
OPPONENTS	41	15	24	2	40-41	22-29	0 352

Two-point conversions: (NA).

RUSHING	ATT	YDS	AVG	LG	TD
James Brooks	195	1004	5.1	56t	5
Harold Green	83	353	4.3	39	1
Ickey Woods	64	268	4.2	32	6
Craig Taylor	51	216	4.2	24	2
Boomer Esiason	49	157	3.2	21	0
Eric Ball	22	72	3.3	15	1
Stanford Jennings	12	46	3.8	13	1
Lynn James	11	11.0	11.0	11	0
Erik Wilhelm	6	6	1.0	4	0
Mike Barber	1	-13	-13.0	-13	0
BENGALS	484	2120	4.4	56t	16
OPPONENTS	442	2085	4.7	88	15

RECEIVING	REC	YDS	AVG	LG	TD
Eddie Brown	44	706	16.0	50t	9
Tim McGee	43	737	17.1	52	1
Rodney Holman	40	596	14.9	53	5
James Brooks	26	269	10.3	35	4
Ickey Woods	20	162	8.1	22	0
Mike Barber	14	196	14.0	28	1
Harold Green	12	90	7.5	22	1
Eric Kattus	11	145	13.2	31	2
Jim Riggs	8	79	9.9	21	0
Kendal Smith	7	45	6.4	11	0
Stanford Jennings	4	23	5.8	13	0
Lynn James	3	36	12.0	16	0
Craig Taylor	3	22	7.3	20	1
Eric Ball	2	46	23.0	48t	1
BENGALS	237	3152	13.3	53	25
OPPONENTS	300	3725	12.4	75	24

INTERCEPTIONS	NO	YDS	AVG	LG	TD
Barney Bussey	4	37	9.3	18	0
David Fulcher	4	20	5.0	18	0
Lewis Billups	3	39	13.0	29	0
Leon White	1	21	21.0	21	0
James Francis	1	17	17.0	17t	1
Carl Zander	1	12	12.0	12	0
Mitchell Price	1	0	0.0	0	0
BENGALS	15	146	9.7	29	1
OPPONENTS	23	233	10.1	30t	1

PUNTING	NO	YDS	AVG	NET	TB	IN-20	LG	BLK.
Lee Johnson	64	2705	42.3	34.3	8	12	70	0
Jim Breech	1	34	34.0	14.0	1	0	34	0
BENGALS	65	2739	42.1	34.0	9	12	70	0
OPPONENTS	63	2634	41.8	36.5	4	19	65	0

PUNT RETURNS	NO	FC	YDS	AVG	LG	TD
Mitchell Price	29	14	251	8.7	66t	1
Kendal Smith	1	0	4	4.0	4	0
BENGALS	30	14	255	8.5	66t	1
OPPONENTS	36	11	352	9.8	79t	1

KICKOFF RETURNS	NO	YDS	AVG	LG	TD
Stanford Jennings	29	584	20.1	33	0
Eric Ball	16	366	22.9	38	0
Mitchell Price	10	191	19.1	33	0
Lynn James	1	43	43.0	43	0
Kendal Smith	2	35	17.5	20	0
Craig Taylor	1	16	16.0	16	0
Mike Barber	1	14	14.0	14	0
Eric Kattus	1	10	10.0	10	0
Jim Riggs	1	7	7.0	7	0
BENGALS	62	1266	20.4	43	0
OPPONENTS	43	945	22.0	64	0

FIELD GOALS	1-19	20-29	30-39	40-49	50+
Jim Breech	0-0	6-6	5-6	6-9	0-0
Lee Johnson	0-0	0-0	0-0	0-0	0-1
BENGALS	0-0	6-6	5-6	6-9	0-1
OPPONENTS	1-1	11-11	7-7	2-7	1-3
Jim Breech: (43G, 42N, 44G, 37G), (—), (46G, 23G), (34G, 26G, 43G), (40G, 44G), (29G), (20G, 21G), (35G), (43N), (21G, 31G), (—), (34N, 46N), (38G), (—), (—), (—).					
Lee Johnson: (—), (—), (—), (—), (—), (52N), (—), (—), (—), (—), (—), (—), (—), (—), (—), (—), (—).					
Opponents: (33G, 26G), (19G, 44N), (—), (51G), (40G), (22G, 23G), (21G, 41N, 30G), (27G, 52N), (48N), (31G), (51N, 22G, 26G), (32G, 36G, 29G, 48G), (23G, 23G), (39G), (29G, 36G, 42N), (48N).					

PASSING	ATT	CMP	YDS	CMP%	YDS/ATT	TD	TD%	INT	INT%	LG	SKD-YDS	RAT
Boomer Esiason	402	224	3031	55.7	7.54	24	6.0	22	5.5	53	31-198	77.0
Erik Wilhelm	19	12	117	63.2	6.16	0	0.0	0	0.0	19	1-2	80.4
Todd Philcox	2	0	0	0.0	0.00	0	0.0	1	50.0	—	2-9	0.0
Lynn James	1	0	0	0.0	0.00	0	0.0	0	0.0	—	0-0	39.6
Lee Johnson	1	1	4	100.0	4.00	1	100.0	0	0.0	4t	0-0	122.9
BENGALS	425	237	3152	55.8	7.42	25	5.9	23	5.4	53	34-209	76.5
OPPONENTS	543	300	3725	55.2	6.86	24	4.4	15	2.8	75	25-205	79.9

## USUAL STARTERS

OFFENSE		DEFENSE	
WR	Tim McGee	LDE	Skip McClendon
LOT	Anthony Munoz	NT	Tim Krumrie
LG	Bruce Reimers	RDE	David Grant,
C	Bruce Kozerski		Jason Buck
RG	Ken Moyer	LOLB	Leon White
ROT	Joe Walter	LILB	Carl Zander
TE	Rodney Holman	RILB	Kevin Walker
WR	Eddie Brown	ROLB	James Francis
QB	Boomer Esiason	LCB	Lewis Billups
HB	James Brooks	RCB	Carl Carter
FB	Harold Green,	SS	David Fulcher
	Ickey Woods	FS	Solomon Wilcotts

DEFENSE**	ST	AT	TT	SKS-YDS	INT-YDS	PD	FF	FR-YDS
James Francis	62	14	76	8-65	1-17	6	2	0-0
Kevin Walker	61	14	75	1-6	0-0	0	0	0-0
David Fulcher	53	22	75	1-12	4-20	10	3	0-0
Tim Krumrie	45	23	68	2-17	0-0	1	1	1-0
Barney Bussey	48	9	57	2-17	4-37	10	0	1-70
Lewis Billups	43	8	51	0-0	3-39	13	2	2-4
Rod Jones	39	8	47	0-0	0-0	12	0	1-1
Carl Carter	38	9	47	0-0	0-0	11	0	2-0
Carl Zander	37	10	47	0-0	1-12	1	1	2-40
David Grant	36	8	44	1-14	0-0	4	0	1-0
Solomon Wilcotts	33	8	41	0-0	0-0	2	2	1-3
Rickey Dixon	28	6	34	0-0	0-0	6	3	0-0
Leon White	28	6	34	1-4	1-21	4	0	0-0
Skip McClendon	25	3	28	2-17	0-0	2	0	0-0
Natu Tuatagaloa	17	7	24	4.5-32.5	0-0	1	2	2-0
Mike Hammerstein	13	6	19	2-15	0-0	0	0	0-0
Mitchell Price	13	2	15	0-0	1-0	5	0	0-0
Leo Barker	10	2	12	0-0	0-0	1	0	1-0
Eric Thomas	11	0	11	0-0	0-0	2	0	0-0
Jason Buck	7	4	11	0.5-5.5	0-0	1	0	0-0
Bernard Clark	6	4	10	0-0	0-0	0	1	0-0
Craig Ogletree	0	1	1	0-0	0-0	0	0	0-0

SPECIAL TEAMS**	ST	AT	TT	FF	FR-YDS	BP	BFG	BXP
Leo Barker	6	2	8	1	0-0	0	0	0
Mitchell Price	6	1	7	0	1-0	0	0	0
Kevin Walker	4	2	6	0	0-0	0	0	0
James Francis	5	0	5	0	0-0	0	0	0
Rod Jones	5	0	5	0	0-0	0	0	0
Eric Ball	4	1	5	0	0-0	0	0	0
Lynn James	4	0	4	0	0-0	0	0	0
Natu Tuatagaloa	4	0	4	0	0-0	0	0	0
Ed Brady	3	1	4	0	1-0	0	0	0
Barney Bussey	2	2	4	0	0-0	0	0	0
Craig Ogletree	3	0	3	0	0-0	0	0	0
Carl Carter	2	0	2	0	0-0	0	0	0
Rickey Dixon	2	0	2	0	0-0	0	0	0
Leon White	2	0	2	0	0-0	0	0	0
Solomon Wilcotts	2	0	2	0	0-0	0	0	0
Carl Zander	2	0	2	0	0-0	0	0	0
Stanford Jennings	1	1	2	0	0-0	0	0	0
Mike Barber	1	0	1	0	0-0	0	0	0
Lee Johnson	1	0	1	0	0-0	0	0	0
K								



# 1992 STATISTICS

RECORD: 5-11-0

HEAD COACH: DAVE SHULA

DATE	W-L	SCORE	OPPONENT	ATTENDANCE
9-6-92	W	21-3	at Seattle	57,350
9-13-92	W	24-21 (OT)	L.A. RAIDERS	54,240
9-20-92	L	23-24	at Green Bay	57,272
9-27-92	L	7-42	MINNESOTA	53,847
10-4-92			— BYE —	
10-11-92	L	24-38	HOUSTON	54,254
10-19-92	L	0-20	at Pittsburgh	55,411
10-25-92	L	10-26	at Houston	58,701
11-1-92	W	30-10	CLEVELAND	54,765
11-8-92	W	31-28 (OT)	at Chicago	56,120
11-15-92	L	14-17	at N.Y. Jets	60,196
11-22-92	L	13-19	DETROIT	48,574
11-29-92	L	9-21	PITTSBURGH	54,253
12-6-92	L	21-37	at Cleveland	68,368
12-13-92	L	10-27	at San Diego	50,579
12-20-92	W	20-10	NEW ENGLAND	45,355
12-27-92	L	17-21	INDIANAPOLIS	47,837

TEAM STATISTICS	BENGALS	OPPONENTS
TOTAL FIRST DOWNS	248	319
Rushing	112	126
Passing	114	168
Penalty	22	25
3rd Down: Made-Att	66-205	99-216
3rd Down Pct.	32.2	45.8
4th Down: Made-Att	14-25	10-18
4th Down Pct.	56.0	55.6
POSSESSION AVG.	27.05	32.55
TOTAL NET YARDS	3919	5333
Avg. Per Game	244.9	333.3
Total Plays	934	1024
Avg. Per Play	4.2	5.2
NET YARDS RUSHING	1976	2007
Avg. Per Game	123.5	125.4
Total Rushes	454	490
NET YARDS PASSING	1943	3326
Avg. Per Game	121.4	207.9
Sacked-Yards Lost	45-294	45-294
Gross Yards	2284	3620
Att.-Completions	435-227	489-288
Completion Pct.	52.2	58.9
Had Intercepted	17	16
PUNTS-AVG.	76-42.1	57-41.8
Net Punting Avg.	35.9	35.1
PENALTIES-YARDS	98-755	95-797
FUMBLES-BALLS LOST	32-10	36-17
TOUCHDOWNS	31	44
Rushing	11	15
Passing	16	24
Returns	4	5

SCORE BY PERIODS	1	2	3	4	OT	PTS
BENGALS	48	84	55	81	6	274
OPPONENTS	81	98	91	94	0	364

SCORING	TD	TD-R	TD-P	TD-Rt	PAT	FG	S	PTS
Jim Breech	0	0	0	0	31-31	19-27	0	88
Derrick Fenner	8	7	1	0	—	—	0	48
Eric Ball	4	2	2	0	—	—	0	24
Tim McGee	3	0	3	0	—	—	0	18
Jeff Query	3	0	3	0	—	—	0	18
Harold Green	2	2	0	0	—	—	0	12
Rodney Holman	2	0	2	0	—	—	0	12
Carl Pickens	2	0	1	1	—	—	0	12
Craig Thompson	2	0	2	0	—	—	0	12
Ray Bentley	1	0	0	1	—	—	0	6
Brian Brennan	1	0	1	0	—	—	0	6
James Francis	1	0	0	1	—	—	0	6
Milt Stegall	1	0	1	0	—	—	0	6
Fernandus Vinson	1	0	0	1	—	—	0	6
Lee Johnson	0	0	0	0	—	0-1	0	0
BENGALS	31	11	16	4	31-31	19-28	0	274
OPPONENTS	44	15	24	5	44-44	18-30	1	364

Two-point conversions: (NA)

PASSING	ATT	CMP	YDS	CMP%	YDS/ATT	TD	TD%	INT	INT%	LG	SKD-YDS	RAT
Boomer Esiason	278	144	1407	51.8	5.06	11	4.0	15	5.4	38	19-150	57.0
David Klingler	98	47	530	48.0	5.41	3	3.1	2	2.0	83t	18-146	66.3
Donald Hollas	58	35	335	60.3	5.78	2	3.4	0	0.0	24t	8-45	87.9
Jim Breech	1	1	12	100.0	12.00	0	0.0	0	0.0	12	0-0	116.7
BENGALS	435	227	2284	52.2	5.25	16	3.7	17	3.9	83t	45-341	63.4
OPPONENTS	489	288	3620	58.9	7.40	24	4.9	16	3.3	47	45-294	84.7

RUSHING	ATT	YDS	AVG	LG	TD
Harold Green	265	1170	4.4	53	2
Derrick Fenner	112	500	4.5	35t	7
Donald Hollas	20	109	5.5	24	0
Boomer Esiason	21	66	3.1	15	0
Eric Ball	16	55	3.4	17	2
Ostell Miles	11	53	4.8	12	0
David Klingler	8	22	2.8	9	0
Jeff Query	1	1	1.0	1	0
BENGALS	454	1976	4.4	53	11
OPPONENTS	490	2007	4.1	36t	15

RECEIVING	REC	YDS	AVG	LG	TD
Harold Green	41	214	5.2	19	0
Tim McGee	35	408	11.7	36	3
Carl Pickens	26	326	12.5	38	1
Rodney Holman	26	266	10.2	26t	2
Reggie Rembert	19	219	11.5	27	0
Craig Thompson	19	194	10.2	32	2
Jeff Query	16	265	16.6	83t	3
Brian Brennan	16	166	10.4	21	1
Jim Riggs	11	70	6.4	17	0
Derrick Fenner	7	41	5.9	15	1
Eric Ball	6	66	11.0	35t	2
Milt Stegall	3	35	11.7	13	1
Jeff Thomason	2	14	7.0	10	0
BENGALS	227	2284	10.1	83t	16
OPPONENTS	288	3620	12.6	47	24

INTERCEPTIONS	NO	YDS	AVG	LG	TD
Darryl Williams	4	65	16.3	30	0
James Francis	3	108	36.0	66t	1
David Fulcher	3	0	0.0	0	0
Rod Jones	2	14	7.0	14	0
Leonard Wheeler	1	12	12.0	12	0
Barney Bussey	1	3	3.0	3	0
Alonzo Mitz	1	3	3.0	3	0
Ricardo McDonald	1	0	0.0	0	0
BENGALS	16	205	12.8	66t	1
OPPONENTS	17	127	7.5	36	0

PUNTING	NO	YDS	AVG	NET	TB	IN-20	LG	BLK.
Lee Johnson	76	3196	42.1	35.9	9	15	64	0
BENGALS	76	3196	42.1	35.9	9	15	64	0
OPPONENTS	57	2384	41.8	35.1	5	16	70	1

PUNT RETURNS	NO	FC	YDS	AVG	LG	TD
Carl Pickens	18	9	229	12.7	95t	1
Mitchell Price	6	2	56	9.3	25	0
Milt Stegall	24	11	285	11.9	95t	1
OPPONENTS	32	14	284	8.9	58t	1

KICKOFF RETURNS	NO	YDS	AVG	LG	TD
Milt Stegall	25	430	17.2	39	0
Eric Ball	20	411	20.6	48	0
Ostell Miles	8	128	16.0	27	0
Derrick Fenner	2	38	19.0	19	0
Mitchell Price	2	20	10.0	13	0
Barney Bussey	1	18	18.0	18	0
Jeff Query	1	13	13.0	13	0
BENGALS	59	1058	17.9	48	0
OPPONENTS	46	1079	23.5	100t	2

FIELD GOALS	1-19	20-29	30-39	40-49	50+
Jim Breech	0-0	8-8	7-7	4-11	0-1
Lee Johnson	0-0	0-0	0-0	0-0	0-1
BENGALS	0-0	8-8	7-7	4-11	0-2
OPPONENTS	0-0	9-11	6-8	3-8	0-3

Jim Breech: (47N, 48 N), (34G), (20G, 34G, 41G), (—), (29G, 43N), (47N), (24G), (26G, 21G, 32G), (36G), (44N), (40G, 20G, 50N), (33G, 42G, 38G), (—), (48G), (47N, 42N, 21G, 39G), (25G).

Lee Johnson: (—), (59B), (—), (—), (—), (—), (—), (—), (—), (—), (—), (—), (—), (—), (—), (—), (—).

Opponents: (40G), (52N, 27B, 59N), (32N, 37G, 47N), (—), (39G), (21G, 45N, 27G), (27G, 47N), (39G), (47N, 52N), (27N, 42G, 36N), (35G, 27G, 20G, 29G), (49N), (34G, 30G, 27G), (21G, 48G), (27G), (—).

## USUAL STARTERS

OFFENSE		DEFENSE	
WR	Tim McGee	LDE	Lamar Rogers
LOT	Anthony Munoz,	NT	Tim Krumrie
	Kevin Sargent	RDE	Alonzo Mitz
LG	Bruce Kozerski	LOLB	James Francis
C	Mike Arthur	LILB	Ricardo McDonald
RG	Jon Melander	RILB	Gary Reasons
ROT	Joe Walter	ROLB	Daniel Stubbs
TE	Rodney Holman	LCB	Rod Jones
WR	Carl Pickens	RCB	Eric Thomas
QB	Boomer Esiason	SS	David Fulcher
HB	Harold Green	FS	Darryl Williams
FB	Eric Ball		

DEFENSE**	ST	AT	TT	SKS-YDS	INT-YDS	PD	FF	FR-YDS
Tim Krumrie	71	26	97	4-21	0-0	2	2	1-0
Ricardo McDonald	71	23	94	0-0	1-0	4	0	1-4
Darryl Williams	70	8	78	2-16	4-65	13	2	1-0
David Fulcher	56	16	72	1-10	3-0	9	0	0-0
Rod Jones	54	9	63	0-0	2-14	17	0	1-0
Alfred Williams	39	5	44	10-70	0-0	4	3	0-0
Lamar Rogers	33	10	43	4-28.5	0-0	2	0	0-0
Eric Thomas	40	2	42	0-0	0-0	11	1	0-0
Rickey Dixon	37	5	42	0-0	0-0	6	0	0-0
James Francis	33	6	39	6-28	3-108	11	3	2-3
Gary Reasons	32	6	38	0-0	0-0	1	1	1-0
Alonzo Mitz	19	16	35	3-23.5	1-3	1	1	2-0
Barney Bussey	24	8	32	0-0	1-3	4	0	0-0
Daniel Stubbs	24	8	32	9-64	0-0	1	1	1-0
Kevin Walker	16	12	28	0-0	0-0	0	0	0-0
Fernandus Vinson	18	4	22	1-15	0-0	2	1	2-22
Leonard Wheeler	17	4	21	0-0	1-12	3	0	0-0
Mike Frier	13	2	15	0-0	0-0	0	0	0-0
Antoine Bennett	14	0	14	0-0	0-0	3	0	0-0
Alex Gordon	13	1	14	1-7	0-0	1	1	1-0
Eric Shaw	12	2	14	0-0	0-0	1	0	0-0
Elston Ridgle	7	0	7	3-9	0-0	0	0	0-0
Randy Kirk	6	1	7	0-0	0-0	1	0	1-7
Ray Bentley	4	1	5	0-0	0-0	0	0	1-75
Mitchell Price	4	0	4	0-0	0-0	0	0	0-0
Roosevelt Nix	1	0	1	1-2	0-0	0	0	0-0

SPECIAL TEAMS**	ST	AT	TT	FF	FR-YDS	BP	BFG	BXP
Randy Kirk	12	1	13	1	0-0	0	0	0
Eric Shaw	5	2	7	0	0-0	0	0	0
Craig Thompson	5	2	7	0	0-0	0	0	0
Milt Stegall	5	1	6	0	0-0	0	0	0
Rickey Dixon	4	2	6	0	0-0	0	0	0
Leonard Wheeler	4	2	6	0	0-0	0	0	0
Antoine Bennett	5	0	5	0	1-0	0	0	0
Darryl Williams	3	2	5	0	0-0	0	0	0
Fernandus Vinson	3	1	4	0	0-0	0	0	0
Eric Ball	3	0	3	0	2-0	1	0	0
Ricardo McDonald	3	0	3	0	0-0	0	0	0
Alex Gordon	2	1	3	0	0-0	0	0	0
Ostell Miles	2	0	2	0	0-0	0	0	0
James Francis	1	0	1	0	0-0	0	0	0
David Fulcher	1	0	1	0	0-0	0	0	0
Lee Johnson	1	0	1	0	0-0	0	0	0
Alonzo Mitz	1	0	1	0	0-0	0	0	0
Roosevelt Nix	1	0	1	0	0-0	0	0	0
Gary Reasons	1	0	1	0	0-0	0	0	0
Frank Robinson	1	0	1	0	0-0	0	0	0
Jeff Thomason	1	0	1	0	0-0	0	0	0
Kevin Walker	1	0	1	0				

# 1993 STATISTICS

## RECORD: 3-13-0

HEAD COACH: DAVE SHULA

DATE	W-L	SCORE	OPPONENT	ATTENDANCE
9-5-93	L	14-27	at Cleveland	75,508
9-12-93	L	6-9	INDIANAPOLIS	50,299
9-19-93	L	7-34	at Pittsburgh	53,682
9-26-93	L	10-19	SEATTLE	46,880
10-3-93			— BYE —	
10-10-93	L	15-17	at Kansas City	75,394
10-17-93	L	17-28	CLEVELAND	55,647
10-24-93	L	12-28	at Houston	50,039
10-31-93			— BYE —	
11-7-93	L	16-24	PITTSBURGH	51,202
11-14-93	L	3-38	HOUSTON	42,347
11-21-93	L	12-17	at N.Y. Jets	64,264
11-28-93	W	16-10	L.A. RAIDERS	43,272
12-5-93	L	8-21	at San Francisco	60,039
12-12-93	L	2-7	at New England	29,794
12-19-93	W	15-3	L.A. RAMS	36,612
12-26-93	W	21-17	ATLANTA	27,014
1-2-94	L	13-20	at New Orleans	58,036

TEAM STATISTICS		BENGALS	OPPONENTS
TOTAL FIRST DOWNS	.....	239	306
Rushing	.....	89	134
Passing	.....	133	159
Penalty	.....	17	13
3rd Down: Made-Att	.....	80-232	85-212
3rd Down Pct.	.....	34.5	40.1
4th Down: Made-Att	.....	10-26	7-11
4th Down Pct.	.....	38.5	63.6
POSSESSION AVG.	.....	28:58	31:02
TOTAL NET YARDS	.....	4052	5018
Avg. Per Game	.....	253.3	313.6
Total Plays	.....	986	1000
Avg. Per Play	.....	4.1	5.0
NET YARDS RUSHING	.....	1511	2220
Avg. Per Game	.....	94.4	138.8
Total Rushes	.....	423	521
NET YARDS PASSING	.....	2541	2798
Avg. Per Game	.....	158.8	174.9
Sacked-Yards Lost	.....	53-289	22-154
Gross Yards	.....	2830	2952
Att.-Completions	.....	510-272	457-251
Completion Pct.	.....	53.3	54.9
Had Intercepted	.....	11	12
PUNTS-AVG.	.....	90-43.9	74-42.2
Net Punting Avg.	.....	36.6	36.2
PENALTIES-YARDS	.....	105-773	73-567
FUMBLES-BALLS LOST	.....	24-9	22-14
TOUCHDOWNS	.....	16	37
Rushing	.....	3	15
Passing	.....	11	20
Returns	.....	2	2

SCORE BY PERIODS	1	2	3	4	OT	PTS
BENGALS	41	74	18	54	0	187
OPPONENTS	42	119	63	95	0	319

SCORING	TD	TD-R	TD-P	TD-Rt	PAT	FG	S	PTS
Doug Pelfrey	0	0	0	0	13-16	24-31	0	85
Carl Pickens	6	0	6	0	—	—	0	36
Jeff Query	4	0	4	0	—	—	0	24
Eric Ball	1	1	0	0	—	—	0	6
Mike Brim	1	0	0	1	—	—	0	6
Derrick Fenner	1	1	0	0	—	—	0	6
Ostell Miles	1	1	0	0	—	—	0	6
Craig Thompson	1	0	1	0	—	—	0	6
Darryl Williams	1	0	0	1	—	—	0	6
Alfred Williams	0	0	0	0	—	—	1	2
(team)	—	—	—	—	—	—	2	4
BENGALS	16	3	11	2	13-16	24-31	3	187
OPPONENTS	37	15	20	2	37-37	20-28	0	319

Two-point conversions: (NA\*)

RUSHING	ATT	YDS	AVG	LG	TD
Harold Green	215	589	2.7	25	0
Derrick Fenner	121	482	4.0	26	1
David Klingler	41	282	6.9	29	0
Ostell Miles	22	56	2.5	15	1
Jay Schroeder	10	41	4.1	20	0
Eric Ball	8	37	4.6	18	1
Jeff Query	2	13	6.5	8	0
Patrick Robinson	1	6	6.0	6	0
Ryan Benjamin	3	5	1.7	2	0
BENGALS	423	1511	3.6	29	3
OPPONENTS	521	2220	4.3	38t	15

RECEIVING	REC	YDS	AVG	LG	TD
Jeff Query	56	654	11.7	51	4
Derrick Fenner	48	427	8.9	40	0
Tony McGee	44	525	11.9	37	0
Carl Pickens	43	565	13.1	36	6
Harold Green	22	115	5.2	16	0
Craig Thompson	17	87	5.1	10	1
Reggie Rembert	8	101	12.6	21	0
Patrick Robinson	8	72	9.0	14	0
Ostell Miles	6	89	14.8	27	0
Wesley Carroll	6	81	13.5	28	0
David Frisch	6	43	7.2	12	0
Eric Ball	4	39	9.8	24	0
Jeff Thomason	2	8	4.0	5	0
Ryan Benjamin	1	16	16.0	16	0
Milt Stegall	1	8	8.0	8	0
BENGALS	272	2830	10.4	51	11
OPPONENTS	251	2952	11.8	71t	20

INTERCEPTIONS	NO	YDS	AVG	LG	TD
Mike Brim	3	74	24.7	30	1
Darryl Williams	2	126	63.0	97t	1
Sheldon White	2	19	9.5	14	0
James Francis	2	12	6.0	12	0
Alan Grant	1	17	17.0	17	0
Rod Jones	1	0	0.0	0	0
Steve Tovar	1	0	0.0	0	0
Leonard Wheeler	0	^24	—	24	0
BENGALS	12	272	22.7	97t	2
OPPONENTS	11	49	4.5	30	0

\*Lateral.

PUNTING	NO	YDS	AVG	NET	TB	IN-20	LG	BLK.
Lee Johnson	90	3954	43.9	36.6	12	24	60	0
BENGALS	90	3954	43.9	36.6	12	24	60	0
OPPONENTS	74	3123	42.2	36.2	6	20	72	1

PUNT RETURNS	NO	FC	YDS	AVG	LG	TD
Patrick Robinson	43	6	305	7.1	36	0
Carl Pickens	4	2	16	4.0	9	0
Marcello Simmons	1	0	0	0.0	0	0
BENGALS	48	8	321	6.7	36	0
OPPONENTS	47	13	416	8.9	39	0

KICKOFF RETURNS	NO	YDS	AVG	LG	TD
Patrick Robinson	30	567	18.9	42	0
Eric Ball	23	501	21.8	45	0
Ryan Benjamin	4	78	19.5	24	0
Ostell Miles	4	65	16.3	24	0
Eric Shaw	0f	0	—	—	0
BENGALS	61	1211	19.9	45	0
OPPONENTS	38	831	21.9	66	0

FIELD GOALS	1-19	20-29	30-39	40-49	50+
Doug Pelfrey	0-0	8-8	6-10	8-10	2-3
BENGALS	0-0	8-8	6-10	8-10	2-3
OPPONENTS	0-0	3-5	11-13	5-8	1-2

Doug Pelfrey: (—), (35G, 23G, 35N), (44N), (34N, 38N, 23G), (23G, 24G, 42G, 47G, 34G), (49G), (53G, 50G), (32G), (46G), (28G), (45G, 33N, 34G, 44G), (48G, 39G), (—), (43G, 44N, 28G, 52N, 25G), (—), (22G, 31G).

Opponents: (28G, 34G), (53G, 31G, 39N, 42G), (33G, 34G), (32G, 35G, 23G, 35G), (37G), (—), (23G), (39G), (42G), (41N, 44N, 31N, 48N, 34G), (—), (27N), (26N, 32G), (49G), (54N, 43G, 49G).

PASSING	ATT	CMP	YDS	CMP%	YDS/ATT	TD	TD%	INT	INT%	LG	SKD-YDS	RAT
David Klingler	343	190	1935	55.4	5.64	6	1.7	9	2.6	51	40-202	66.6
Jay Schroeder	159	78	832	49.1	5.23	5	3.1	2	1.3	37	13-87	70.0
Erik Wilhelm	6	4	63	66.7	10.50	0	0.0	0	0.0	27	0-0	101.4
Lee Johnson	1	0	0	0.0	0.00	0	0.0	0	0.0	—	0-0	39.6
Carl Pickens	1	0	0	0.0	0.00	0	0.0	0	0.0	—	0-0	39.6
BENGALS	510	272	2830	53.3	5.55	11	2.2	11	2.2	51	53-289	67.9
OPPONENTS	457	251	2952	54.9	6.46	20	4.4	12	2.6	71t	22-154	78.4

### USUAL STARTERS

OFFENSE		DEFENSE	
WR	Jeff Query	LDE	John Copeland
LOT	Tom Scott	NT	Tim Krumrie
LG	Ken Moyer	RDE	George Hinkle
C	Bruce Kozerski	LOLB	James Francis
RG	Tom Rayam	LILB	Eric Shaw
ROT	Joe Waller		Steve Tovar
TE	Tony McGee	RLB	Ricardo McDonald
WR	Carl Pickens	ROLB	Alfred Williams
QB	David Klingler	LCB	Mike Brim
HB	Harold Green	RCB	Rod Jones
FB	Derrick Fenner	SS	Lance Gunn
		FS	Darryl Williams

DEFENSE**	ST	AT	TT	SKS-YDS	INT-YDS	PD	FF	FR-YDS
Darryl Williams	95	28	123	2-25	2-126	12	1	1-0
Ricardo McDonald	87	15	102	1-5	0-0	2	1	0-0
Steve Tovar	72	13	85	0-0	1-0	5	0	1-0
Tim Krumrie	58	20	78	3-23	0-0	2	1	0-0
Rod Jones	46	7	53	0-0	1-0	10	1	1-0
Mike Brim	41	8	49	0-0	3-74	8	1	1-0
Eric Shaw	38	11	49	0-0	0-0	1	0	1-0
John Copeland	43	5	48	3-18	0-0	2	0	0-0
James Francis	35	6	41	2-16	2-12	7	0	1-0
Fernandus Vinson	27	5	32	0-0	0-0	2	1	3-0
Leonard Wheeler	22	7	29	0-0	0-24	1	0	0-0
Alfred Williams	22	7	29	4-28	0-0	3	1	0-0
Lance Gunn	25	3	28	0-0	0-0	5	0	1-0
Alex Gordon	23	3	26	0-0	0-0	2	0	0-0
Daniel Stubbs	20	4	24	5-31	0-0	0	0	1-0
Mike Frier	17	4	21	1-0	0-0	1	0	0-0
George Hinkle	10	6	16	1-8	0-0	1	0	0-0
Alan Grant	11	0	11	0-0	1-17	1	0	0-0
Marcello Simmons	9	0	9	0-0	0-0	5	0	0-0
Ty Parten	5	3	8	0-0	0-0	2	0	0-0
Sheldon White	5	3	8	0-0	2-19	2	0	1-0
Roosevelt Nix	5	0	5	0-0	0-0	1	0	0-0
R.J. Kors	0	2	2	0-0	0-0	0	0	0-0
Ron Carpenter	1	0	1	0-0	0-0	0	0	0-0
Karmeeleah McGill	1	0	1	0-0	0-0	0	0	0-0

SPECIAL TEAMS**	ST	AT	TT	FF	FR-YDS	BP	BFG	BXP
Steve Tovar	11	1	12	0	0-0	0	0	0
Randy Kirk	5	4	9	0	0-0	0	0	0
Eric Ball	7	1	8	0	0-0	0	0	0
Leonard Wheeler	6	1	7	1	1-0	0	0	0
R.J. Kors	5	1	6	0	0-0	0	0	0
Fernandus Vinson	5	1	6	1	0-0	1	0	0
Ricardo McDonald	5	0	5	0	0-0	0	0	0
Milt Stegall	4	1	5	0	0-0	0	0	0
Brad Smith	4	0	4	0	0-0	0	0	0
Ron Carpenter	3	1	4	0	0-0	0	0	0
Alex Gordon	3	1	4	0	0-0	0	0	0
James Francis	3	0	3	0	0-0	0	0	0
Marcello Simmons	3	0	3	0	0-0	0	0	0
Ostell Miles	2	1	3	0	0-0	0	0	0
Eric Shaw	2	1	3	0	0-0	0	0	0
Alan Grant	2	0	2	0	0-0	0	0	0
Lee Johnson	2	0	2	1	0-0	0	0	0
Tony McGee	2	0	2	0	0-0	0	0	0
Karmeeleah McGill	2	0	2	0	0-0	0	0	0
Sheldon White	2	0	2	0	0-0	0	0	0
Darryl Williams	0	2	2	0	1-0	0	0	0
Wesley Carroll	1	0	1	0	0-0	0	0	0

# 1994 STATISTICS

RECORD: 3-13-0

HEAD COACH: DAVE SHULA

DATE	W-L	SCORE	OPPONENT	ATTENDANCE
9-4-94	L	20-28	CLEVELAND	52,778
9-11-94	L	10-27	at San Diego	53,217
9-18-94	L	28-31	NEW ENGLAND	46,640
9-25-94	L	13-20	at Houston	44,253
10-2-94	L	7-23	MIAMI	55,056
10-9-94			— BYE —	
10-16-94	L	10-14	at Pittsburgh	55,353
10-23-94	L	13-37	at Cleveland	77,588
10-30-94	L	20-23	DALLAS	57,096
11-6-94	W	20-17 (OT)	at Seattle	46,630
11-13-94	W	34-31	HOUSTON	54,908
11-20-94	L	13-17	INDIANAPOLIS	55,566
11-27-94	L	13-15	at Denver	69,714
12-4-94	L	15-38	PITTSBURGH	53,401
12-11-94	L	20-27	at N.Y. Giants	67,530
12-18-94	L	7-28	at Arizona	50,110
12-24-94	W	33-30	PHILADELPHIA	39,923

TEAM STATISTICS		BENGALS	OPPONENTS
TOTAL FIRST DOWNS	267	310	
Rushing	84	126	
Passing	158	168	
Penalty	25	16	
3rd Down: Made-Att	66-213	92-231	
3rd Down Pct.	31.0	39.8	
4th Down: Made-Att	12-22	4-8	
4th Down Pct.	54.5	50.0	
POSSESSION AVG.	27:11	32:49	
TOTAL NET YARDS	4792	5154	
Avg. Per Game	299.5	322.1	
Total Plays	990	1053	
Avg. Per Play	4.8	4.9	
NET YARDS RUSHING	1556	1906	
Avg. Per Game	97.3	119.1	
Total Rushes	404	517	
NET YARDS PASSING	3236	3248	
Avg. Per Game	202.3	203.0	
Sacked-Yards Lost	44-305	31-210	
Gross Yards	3541	3458	
Att.-Completions	542-289	505-294	
Completion Pct.	53.3	58.2	
Had Intercepted	19	10	
PUNTS-AVG.	80-43.3	87-40.6	
Net Punting Avg.	35.3	34.4	
PENALTIES-YARDS	90-618	99-861	
FUMBLES-BALLS LOST	31-22	26-8	
TOUCHDOWNS	27	45	
Rushing	5	16	
Passing	21	22	
Returns	1	7	

SCORE BY PERIODS	1	2	3	4	OT	PTS
BENGALS	58	66	53	96	3	276
OPPONENTS	85	149	79	93	0	406

SCORING	TD	TD-R	TD-P	TD-R	K-PAT	FG	S	PTS
Doug Pelfrey	0	0	0	0	24-25	28-33	0	108
Carl Pickens	11	0	11	0	—	—	0	66
Darnay Scott	5	0	5	0	—	—	0	30
Steve Broussard	2	2	0	0	—	—	0	14
Derrick Fenner	2	1	1	0	—	—	0	12
Harold Green	2	1	1	0	—	—	0	12
Jeff Blake	1	1	0	0	—	—	0	8
Jeff Cothran	1	0	1	0	—	—	0	6
Tim McGee	1	0	1	0	—	—	0	6
Tony McGee	1	0	1	0	—	—	0	6
Corey Sawyer	1	0	0	1	—	—	0	6
Alfred Williams	0	0	0	0	—	—	1	2
BENGALS	27	5	21	1	24-25	28-33	1	276
OPPONENTS	45	16	22	7	41-41	31-35	0	406

Two-point conversions: Jeff Blake, Steve Broussard.  
BENGALS 2-2, OPPONENTS 1-4.

PASSING	ATT	CMP	YDS	CMP%	YDS/ATT	TD	TD%	INT	INT%	LG	SKD-YDS	RAT
Jeff Blake	306	156	2154	51.0	7.04	14	4.6	9	2.9	76	19-120	76.9
David Klingler	231	131	1327	56.7	5.74	6	2.6	9	3.9	56	24-165	65.7
Donald Hollas	2	0	0	0.0	0.00	0	0.0	1	50.0	—	1-20	0.0
Steve Broussard	1	0	0	0.0	0.00	0	0.0	0	0.0	—	0-0	39.6
Lee Johnson	1	1	7	100.0	7.00	1	100.0	0	0.0	71	0-0	135.4
Darnay Scott	1	1	53	100.0	53.00	0	0.0	0	0.0	53	0-0	118.8
BENGALS	542	289	3541	53.3	6.53	21	3.9	19	3.5	76	44-305	72.0
OPPONENTS	505	294	3458	58.2	6.85	22	4.4	10	2.0	81	31-210	85.4

RUSHING	ATT	YDS	AVG	LG	TD
Derrick Fenner	141	468	3.3	21	1
Steve Broussard	94	403	4.3	371	2
Harold Green	76	223	2.9	22	1
Jeff Blake	37	204	5.5	16	1
Darnay Scott	10	106	10.6	23	0
Jeff Cothran	26	85	3.3	13	0
David Klingler	17	85	5.0	15	0
Eric Ball	2	0	0.0	1	0
Tim McGee	1	-18	-18.0	-18	0
BENGALS	404	1556	3.9	371	5
OPPONENTS	517	1906	3.7	40	16

RECEIVING	REC	YDS	AVG	LG	TD
Carl Pickens	71	1127	15.9	701	11
Darnay Scott	46	866	18.8	76	5
Tony McGee	40	492	12.3	54	1
Derrick Fenner	36	276	7.7	29	1
Steve Broussard	34	218	6.4	25	0
Harold Green	27	267	9.9	34	1
Tim McGee	13	175	13.5	25	1
Troy Sadowski	11	54	4.9	11	0
Jeff Query	5	44	8.8	14	0
Jeff Cothran	4	24	6.0	8	1
Eric Ball	1	4	4.0	4	0
David Klingler	1	-6	-6.0	-6	0
BENGALS	289	3541	12.3	76	21
OPPONENTS	294	3458	11.8	81	22

INTERCEPTIONS	NO	YDS	AVG	LG	TD
Louis Oliver	3	36	12.0	19	0
Mike Brim	2	72	36.0	49	0
Darryl Williams	2	45	22.5	33	0
Corey Sawyer	2	0	0.0	0	0
Steve Tovar	1	14	14.0	14	0
BENGALS	10	167	16.7	49	0
OPPONENTS	19	176	9.3	41	2

PUNTING	NO	YDS	AVG	NET	TB	IN-20	LG	BLK.
Lee Johnson	79	3461	43.8	35.3	9	19	64	1
BENGALS	80	3461	43.3	35.3	9	19	64	1
OPPONENTS	87	3528	40.6	34.4	8	30	60	1

PUNT RETURNS	NO	FC	YDS	AVG	LG	TD
Corey Sawyer	26	16	307	11.8	821	1
Carl Pickens	9	2	62	6.9	16	0
Roger Jones	1	0	0	0.0	0	0
Darryl Williams	1	0	4	4.0	4	0
BENGALS	37	18	373	10.1	821	1
OPPONENTS	43	12	459	10.7	921	2

KICKOFF RETURNS	NO	YDS	AVG	LG	TD
Eric Ball	42	915	21.8	43	0
Darnay Scott	15	342	22.8	34	0
Adrian Hardy	8	185	23.1	42	0
Steve Broussard	7	115	16.4	24	0
Harold Green	5	113	22.6	31	0
Jeff Hill	4	97	24.3	40	0
Milt Stegall	1	16	16.0	16	0
Corey Sawyer	1	14	14.0	14	0
Steve Tovar	1	8	8.0	8	0
Tony McGee	1	4	4.0	4	0
Eric Shaw	1	1	1.0	1	0
BENGALS	86	1810	21.0	43	0
OPPONENTS	61	1408	23.1	941	2

FIELD GOALS	1-19	20-29	30-39	40-49	50+
Doug Pelfrey	1-1	8-8	8-10	9-10	2-4
BENGALS	1-1	8-8	8-10	9-10	2-4
OPPONENTS	1-1	10-10	14-15	5-7	1-2

Doug Pelfrey: (38G, 49G), (19G), (-), (21G, 49G), (47N), (47G), (36G, 49G, 50N), (22G, 33G), (36G, 44G, 36G, 47G, 28G, 26G), (50G, 40G), (29G, 46G, 34N), (43G, 32G, 51N), (-), (33N, 38G, 23G), (-), (28G, 36G, 22G, 54G).

Opponents: (19G, 22G), (37G, 20G), (43G, 24G, 28G, 35G), (45G, 24G), (28G, 27G, 32G), (-), (45G, 27G, 35G), (38N, 37G, 43G, 38G), (23G), (34G), (35G), (34G, 33G, 45N, 37G, 44N), (41G), (52G, 33G), (51N), (36G, 23G, 35G).

## USUAL STARTERS

OFFENSE		DEFENSE	
WR	Carl Pickens	LDE	John Copeland
LOT	Kevin Sargent	LDT	Keith Rucker
LG	Dave Cadigan	RDT	Dan Wilkinson
C	Darrick Brilz	RDE	Alfred Williams
RG	Ken Moyer	LLB	James Francis
ROT	Bruce Kozerski	MLB	Steve Tovar
TE	Tony McGee	RLB	Ricardo McDonald
WR	Darnay Scott	LCB	Mike Brim
QB	Jeff Blake	RCB	Rod Jones
HB	Harold Green	SS	Louis Oliver
FB	Derrick Fenner	FS	Darryl Williams

DEFENSE*	ST	AT	TT	SKS-YDS	INT-YDS	PD	FF	FR-YDS
Steve Tovar	95	27	122	3-23	1-14	3	3	2-0
Darryl Williams	87	15	102	1-7	2-45	8	2	2-0
James Francis	88	13	101	4.5-35	0-0	6	3	0-0
Rod Jones	67	8	75	0-0	0-0	8	0	0-0
Louis Oliver	53	10	63	1-1	3-36	10	1	0-0
Keith Rucker	52	6	58	2-12	0-0	2	1	0-0
Mike Brim	44	4	48	0-0	2-72	15	0	1-1
Alfred Williams	40	8	48	9.5-62	0-0	1	1	1-0
Tim Krumie	38	9	47	1-8	0-0	1	0	0-0
Ricardo McDonald	30	15	45	1-3	0-0	0	1	0-0
Dan Wilkinson	37	7	44	5.5-37	0-0	1	0	0-0
John Copeland	36	5	41	1-6	0-0	1	1	0-0
Fernando Vinson	29	5	34	0-0	0-0	0	1	0-0
Corey Sawyer	26	5	31	0-0	2-0	13	0	1-0
Ty Parten	16	4	20	0-0	0-0	2	0	0-0
Santo Stephens	9	4	13	0-0	0-0	1	0	0-0
Roger Jones	5	2	7	1.5-16	0-0	0	0	0-0
David Braxton	3	2	5	0-0	0-0	0	0	0-0
Brett Wallerstedt	3	2	5	0-0	0-0	0	0	0-0
John Johnson	3	1	4	0-0	0-0	0	0	0-0
Artie Smith	2	0	2	0-0	0-0	0	0	0-0
Kimo von Oelhoffen	2	0	2	0-0	0-0	0	0	0-0
Eric Shaw	1	1	2	0-0	0-0	0	0	0-0
Bracey Walker	1	1	2	0-0	0-0	1	0	0-0
Ramondo Stallings	1	0	1	0-0	0-0	0	0	0-0

SPECIAL TEAMS*	ST	AT	TT	FF	FR-YDS	BP	BFG	BXP
Jeff Cothran	10	2	12	0	0-0	0	0	0
Adrian Hardy	10	2	12	0	1-0	1	0	0
Eric Ball	9	3	12	0	0-0	0	0	0
Roger Jones	11	0	11	1	0-0	0	0	0
Santo Stephens	8	1	9	0	0-0	0	0	0
Brett Wallerstedt	8	0	8	0	0-0	0	0	0
Greg Truitt	4	2	6	0	0-0	0	0	0
David Braxton	5	0	5	0	0-0	0	0	0
Steve Tovar	5	0	5	0	0-0	0	0	0
Kevin Jefferson	4	1	5	0	0-0	0	0	0
Corey Sawyer	4	0	4	0	0-0	0	0	0
Fernando Vinson	4	0	4	0	0-0	0	0	0
John Johnson	3	0	3	0	0-0	0	0	0
Darryl Williams	3	0	3	0	0-0	0	0	0
Ricardo McDonald	1	2	3	0	0-0	0	0	0
Lee Johnson	2	0	2	0	0-0	0	0	0
Forey Duckett	1	0	1	0	0-0	0	0	0
Ty Parten	1	0	1	0	0-0	0	0	0
Troy Sadowski	1	0	1	0	0-0	0	0	0
Bracey Walker	1</							

# 1995 STATISTICS

RECORD: 7-9-0

HEAD COACH: DAVE SHULA

DATE	W-L	SCORE	OPPONENT	ATTENDANCE
9-3-95	W	24-21 (OT)	at Indianapolis	42,445
9-10-95	W	24-17	JACKSONVILLE	48,318
9-17-95	L	21-24	at Seattle	39,492
9-24-95	L	28-38	HOUSTON	46,332
10-1-95	L	23-26	MIAMI	52,671
10-8-95	L	16-19	at Tampa Bay	41,732
10-15-95			— BYE —	
10-19-95	W	27-9	at Pittsburgh	56,684
10-29-95	L	26-29 (OT)	CLEVELAND	58,639
11-5-95	L	17-20	OAKLAND	51,265
11-12-95	W	32-25	at Houston	32,998
11-19-95	L	31-49	PITTSBURGH	54,636
11-26-95	W	17-13	at Jacksonville	68,249
12-3-95	L	10-24	at Green Bay	60,318
12-10-95	W	16-10	CHICAGO	38,642
12-17-95	L	10-26	at Cleveland	55,875
12-24-95	W	27-24	MINNESOTA	34,568

TEAM STATISTICS		BENGALS	OPPONENTS
TOTAL FIRST DOWNS	288	355	
Rushing	76	117	
Passing	184	215	
Penalty	28	23	
3rd Down: Made-Att	72-205	107-243	
3rd Down Pct.	35.1	44.0	
4th Down: Made-Att	10-19	8-15	
4th Down Pct.	52.6	53.3	
POSSESSION AVG.	26:57	33:03	
TOTAL NET YARDS	5192	6349	
Avg. Per Game	324.5	396.8	
Total Plays	975	1127	
Avg. Per Play	5.3	5.6	
NET YARDS RUSHING	1439	2104	
Avg. Per Game	89.9	131.5	
Total Rushes	364	483	
NET YARDS PASSING	3753	4245	
Avg. Per Game	234.6	265.3	
Sacked-Yards Lost	25-162	42-267	
Gross Yards	3915	4512	
Att.-Completions	586-334	602-364	
Completion Pct.	57.0	60.5	
Had Intercepted	18	12	
PUNTS-AVG.	70-41.6	64-38.4	
Net Punting Avg.	38.3	33.3	
PENALTIES-YARDS	103-835	116-1143	
FUMBLES-BALLS LOST	23-14	27-12	
TOUCHDOWNS	37	37	
Rushing	7	10	
Passing	29	25	
Returns	2	2	

SCORE BY PERIODS	1	2	3	4	OT	PTS
BENGALS	52	99	93	102	3	349
OPPONENTS	70	131	56	114	3	374

SCORING	TD	TD-R	TD-P	TD-R	K-PAT	FG	S	PTS
Doug Pelfrey	0	0	0	0	34-34	29-36	0	121
Carl Pickens	17	0	17	0	—	—	0	102
Darnay Scott	5	0	5	0	—	—	0	30
Tony McGee	4	0	4	0	—	—	0	24
Eric Biemiemy	3	3	0	0	—	—	0	18
Harold Green	3	2	1	0	—	—	0	18
Jeff Blake	2	2	0	0	—	—	0	14
David Dunn	1	0	1	0	—	—	0	6
Roger Jones	1	0	0	1	—	—	0	6
Melvin Tuten	1	0	1	0	—	—	0	6
Darryl Williams	0	0	0	0	—	—	1	2
(team)	—	—	—	—	—	—	1	2
BENGALS	37	7	29	1	34-34	29-36	2	349
OPPONENTS	37	10	25	2	34-34	38-49	0	374

Two-point conversions: Jeff Blake. BENGALS 1-3, OPPONENTS 2-3.

RUSHING	ATT	YDS	AVG	LG	TD
Harold Green	171	661	3.9	23t	2
Eric Biemiemy	98	381	3.9	27	3
Jeff Blake	53	309	5.8	30	2
Jeff Cothran	16	62	3.9	15	0
James Joseph	16	40	2.5	8	0
Darnay Scott	5	11	2.2	9	0
Carl Pickens	1	6	6.0	6	0
Jason Burns	1	1	1.0	1	0
Jeff Hill	1	-3	-3.0	-3	0
David Dunn	1	-13	-13.0	-13	0
Lee Johnson	1	-16	-16.0	-16	0
BENGALS	364	1439	4.0	30	7
OPPONENTS	483	2104	4.4	38	10

RECEIVING	REC	YDS	AVG	LG	TD
Carl Pickens	99	1234	12.5	68t	17
Tony McGee	55	754	13.7	41	4
Darnay Scott	52	821	15.8	88t	5
Eric Biemiemy	43	424	9.9	33	0
Harold Green	27	182	6.7	24	1
James Joseph	20	118	5.9	13	0
David Dunn	17	209	12.3	37	1
Jeff Cothran	8	44	5.5	15	0
Troy Sadowski	5	37	7.4	12	0
Jeff Hill	4	44	11.0	18	0
Derek Ware	2	36	18.0	21	0
Melvin Tuten	2	12	6.0	9	1
BENGALS	334	3915	11.7	88t	29
OPPONENTS	364	4512	12.4	71t	25

INTERCEPTIONS	NO	YDS	AVG	LG	TD
Brace Walker	4	56	14.0	23	0
Corey Sawyer	2	61	30.5	61	0
Andre Collins	2	3	1.5	3	0
Rod Jones	1	24	24.0	24	0
Roger Jones	1	17	17.0	17t	1
Steve Tovar	1	13	13.0	13	0
Darryl Williams	1	1	1.0	1	0
BENGALS	12	175	14.6	61	1
OPPONENTS	18	307	17.1	74	2

PUNTING	NO	YDS	AVG	NET	TB	IN-20	LG	BLK.
Lee Johnson	68	2861	42.1	38.6	4	26	61	0
Doug Pelfrey	2	52	26.0	26.0	0	0	27	0
BENGALS	70	2913	41.6	38.3	4	26	61	0
OPPONENTS	64	2455	38.4	33.3	11	22	64	1

PUNT RETURNS	NO	FC	YDS	AVG	LG	TD
Corey Sawyer	9	8	58	6.4	21	0
Eric Biemiemy	7	1	47	6.7	10	0
Carl Pickens	5	2	-2	-0.4	4	0
Thomas Bailey	0	1	0	—	—	0
Jeff Query	0	1	0	—	—	0
BENGALS	21	13	103	4.9	21	0
OPPONENTS	27	20	154	5.7	19	0

KICKOFF RETURNS	NO	YDS	AVG	LG	TD
David Dunn	50	1092	21.8	45	0
Jeff Hill	17	454	26.7	55	0
Eric Biemiemy	8	168	21.0	34	0
Corey Sawyer	2	50	25.0	28	0
James Joseph	1	17	17.0	17	0
Kimo von Oelhoffen	1	10	10.0	10	0
Andre Collins	1	-3	-3.0	-3	0
BENGALS	80	1788	22.4	62	0
OPPONENTS	65	1475	22.7	64	0

FIELD GOALS	1-19	20-29	30-39	40-49	50+
Doug Pelfrey	0-0	8-9	10-11	10-14	1-2
BENGALS	0-0	8-9	10-11	10-14	1-2
OPPONENTS	1-1	13-14	14-17	8-13	2-4

Doug Pelfrey: (25G, 44G, 32G, 38G, 47G), (42G, 48N), (38N, 49N), (—), (28G, 45N), (34G, 45G, 44G), (31G, 23G), (37G, 63N, 41G), (45G, 28G, 48G), (33G, 49G, 27G), (27G), (31G), (28G), (28G, 37G, 39G, 42N), (30G, 22B), (44G, 51G).

Opponents: (27G, 40G, 42N), (29G), (53N, 38G), (41G), (21G, 46G, 36G, 35G), (25G, 47N, 27G, 45N, 33G, 53G), (39N, 36N, 25G, 28G, 38G), (44G, 25G, 36G, 38G, 28G), (37G, 50N, 46G), (40G, 34G, 34G, 23G), (50G, 26G), (41N, 47B, 36G, 39G), (41G), (27G), (37G, 42G, 19G, 35G), (20G, 38N, 25N).

PASSING	ATT	CMP	YDS	CMP%	YDS/ATT	TD	TD%	INT	INT%	LG	SKD-YDS	RAT
Jeff Blake	567	326	3822	57.5	6.74	28	4.9	17	3.0	88t	24-152	82.1
David Klingler	15	7	88	46.7	5.87	1	6.7	1	6.7	33	1-10	59.9
Eric Biemiemy	2	0	0	0.0	0.00	0	0.0	0	0.0	—	0-0	39.6
Lee Johnson	1	1	5	100.0	5.00	0	0.0	0	0.0	5	0-0	87.5
David Dunn	1	0	0	0.0	0.00	0	0.0	0	0.0	—	0-0	39.6
BENGALS	586	334	3915	57.0	6.68	29	4.9	18	3.1	88t	25-162	81.1
OPPONENTS	602	364	4512	60.5	7.50	25	4.2	12	2.0	71t	42-267	89.2

## USUAL STARTERS

OFFENSE		DEFENSE	
WR	Carl Pickens	LDE	John Copeland
LOT	Kevin Sargent	LDT	Dan Wilkinson
LG	Scott Brumfield	RDT	Keith Rucker
C	Darrick Brizl	RDE	Artie Smith
RG	Bruce Kozerski, Todd Kalis	MLB	James Francis, Steve Tovar
ROT	Joe Walter	RLB	Ricardo McDonald
TE	Tony McGee	LCB	Roger Jones
WR	Darnay Scott	RCB	Corey Sawyer, Rod Jones
QB	Jeff Blake	SS	Brace Walker
HB	Harold Green	FS	Darryl Williams
FB	Jeff Cothran	SS	Brace Walker

DEFENSE*	ST	AT	TT	SKS-YDS	INT-YDS	PD	FF	FR-YDS
Steve Tovar	77	22	99	1-1	1-13	5	2	0-0
Darryl Williams	78	20	98	1-9	1-1	10	0	3-0
Roger Jones	75	11	86	2-8	1-17	11	2	0-0
Brace Walker	60	25	85	0-0	4-56	13	1	2-9
James Francis	55	10	65	3-27	0-0	6	1	0-0
Ricardo McDonald	47	17	64	5-17	0-0	1	1	1-0
Andre Collins	50	12	62	4-30	2-3	6	0	0-0
John Copeland	53	8	61	9-61	0-0	4	2	0-0
Corey Sawyer	49	4	53	2-22	2-61	17	2	0-0
Artie Smith	38	6	44	2-4	0-0	0	2	0-0
Keith Rucker	32	10	42	2-8	0-0	0	1	0-0
Dan Wilkinson	30	10	40	8-48	0-0	1	1	0-0
Rod Jones	38	1	39	0-0	1-24	9	0	1-0
Leonard Wheeler	21	7	28	0-0	0-0	5	0	0-0
Brett Wallerstedt	20	2	22	0-0	0-0	1	0	0-0
Sam Shade	14	2	16	0-0	0-0	1	0	0-0
Ramondo Stallings	14	2	16	1-18	0-0	0	1	1-0
Chris Shelling	15	0	15	0-0	0-0	1	0	0-0
Kimo von Oelhoffen	7	1	8	0-0	0-0	1	0	0-0
Alfred Oglesby	3	1	4	1-3	0-0	0	0	0-0
Adrian Hardy	3	0	3	0-0	0-0	0	0	0-0
Todd Kelly	3	0	3	1-11	0-0	1	0	1-0
Ty Parten	1	2	3	0-0	0-0	0	0	0-0
Mike Brim	2	0	2	0-0	0-0	0	0	0-0
Kevin Jefferson	0	0	1	0-0	0-0	0	0	0-0

SPECIAL TEAMS*	ST	AT	TT	FF	FR-YDS	BP	BFG	BXP
Darryl Williams	10	4	14	0	0-0	1	0	0
Adrian Hardy	9	1	10	0	0-0	0	0	0
James Joseph	8	1	9	0	1-0	0	0	0
Roger Jones	8	0	8	0	0-0	0	0	0
Andre Collins	7	1	8	0	0-0	0	0	0
Kevin Jefferson	4	4	8	0	1-6	0	0	0
David Dunn	6	1	7	0	0-0	0	0	0
Chris Shelling	6	1	7	1	0-0	0	0	0
Leonard Wheeler	6	1	7	1	0-0	0	0	0
Eric Biemiemy	5	1	6	0	1-0	0	0	0
Sam Shade	4	1	5	0	0-0	0	0	0
Brett Wallerstedt	4	0	4	0	0-0	0	0	0
Jeff Hill	3	0	3	0	0-0	0	0	0
Doug Pelfrey	2	0	2	0	0-0	0	0	0
Greg Truitt	1	1	2	0	0-0	0	0	0
Randy Neal	1	0	1	0	0-0	0	0	0
Brace Walker	1	0	1	0	0-0	0	0	0
Jeff Cothran	0	1	1	0	0-0	0	0	0
John Copeland	0	0	0	0	0-0	0	1	0

MISCELLANEOUS DEFENSE*	ST
------------------------	----



# 1996 STATISTICS

## RECORD: 8-8-0

HEAD COACH: DAVE SHULA (GAMES 1-7; RECORD 1-6),  
BRUCE COSLET (GAMES 8-16; RECORD 7-2)

DATE	W-L	SCORE	OPPONENT	ATTENDANCE
9-1-96	L	16-26	at St. Louis	62,659
9-8-96	L	14-27	at San Diego	55,880
9-15-96	W	30-15	NEW ORLEANS	45,412
9-22-96			— BYE —	
9-29-96	L	10-14	DENVER	51,798
10-6-96	L	27-30 (OT)	HOUSTON	44,680
10-13-96	L	10-20	at Pittsburgh	58,875
10-20-96	L	21-28	at San Francisco	63,218
10-27-96	W	28-21	JACKSONVILLE	45,890
11-3-96	W	24-21	at Baltimore	60,743
11-10-96	W	34-24	PITTSBURGH	57,265
11-17-96	L	17-31	at Buffalo	75,549
11-24-96	W	41-31	ATLANTA	44,868
12-1-96	L	27-30	at Jacksonville	57,408
12-8-96	W	21-14	BALTIMORE	43,022
12-15-96	W	21-13	at Houston	15,131
12-22-96	W	31-24	INDIANAPOLIS	49,389

TEAM STATISTICS	BENGALS	OPPONENTS
TOTAL FIRST DOWNS	332	317
Rushing	114	109
Passing	190	196
Penalty	28	12
3rd Down: Made-Att	102-236	94-214
3rd Down Pct.	43.2	43.9
4th Down: Made-Att	5-12	8-13
4th Down Pct.	41.7	61.5
POSSESSION AVG.	31:33	28:27
TOTAL NET YARDS	5225	5469
Avg. Per Game	326.6	341.8
Total Plays	1088	1047
Avg. Per Play	4.8	5.2
NET YARDS RUSHING	1793	1643
Avg. Per Game	112.1	102.7
Total Rushes	478	444
NET YARDS PASSING	3432	3826
Avg. Per Game	214.5	239.1
Sacked-Yards Lost	47-294	32-202
Gross Yards	3726	4028
Att.-Completions	563-316	571-319
Completion Pct.	56.1	55.9
Had Intercepted	16	34
PUNTS-AVG.	82-44.3	61-44.4
Net Punting Avg.	34.0	38.5
PENALTIES-YARDS	90-678	102-768
FUMBLES-BALLS LOST	19-9	16-10
TOUCHDOWNS	43	42
Rushing	14	15
Passing	25	22
Returns	4	5

SCORE BY PERIODS	1	2	3	4	OT	PTS
BENGALS	57	111	65	139	0	372
OPPONENTS	67	105	86	108	3	369

SCORING	TD	TD-R	TD-P	TD-Rt	K-PAT	FG	S	PTS
Doug Pelfrey	0	0	0	0	41-41	23-28	0	110
Carl Pickens	12	0	12	0	—	—	0	74
Ki-Jana Carter	9	8	1	0	—	—	0	54
Darnay Scott	5	0	5	0	—	—	0	30
Tony McGee	4	0	4	0	—	—	0	24
Eric Bieniemy	2	2	0	0	—	—	0	12
Jeff Blake	2	2	0	0	—	—	0	12
David Dunn	2	0	1	1	—	—	0	12
Garrison Hearst	1	0	1	0	—	—	0	8
Ashley Ambrose	1	0	0	1	—	—	0	6
Jeff Cothran	1	1	0	0	—	—	0	6
James Francis	1	0	0	1	—	—	0	6
James Hundon	1	0	1	0	—	—	0	6
Brian Milne	1	1	0	0	—	—	0	6
Jimmy Spencer	1	0	0	1	—	—	0	6
BENGALS	43	14	25	4	41-41	23-28	0	372
OPPONENTS	42	15	22	5	40-40	25-30	0	369

Two-point conversions: Garrison Hearst, Carl Pickens.  
BENGALS 2-2, OPPONENTS 1-2.

PASSING	ATT	CMP	YDS	CMP%	YDS/ATT	TD	TD%	INT	INT%	LG	SKD-YDS	RAT
Jeff Blake	549	308	3624	56.1	6.60	24	4.4	14	2.6	61t	44-278	80.3
Erik Wilhelm	13	7	90	53.8	6.92	1	7.7	2	15.4	38	3-16	61.9
Carl Pickens	1	1	12	100.0	12.00	0	0.0	0	0.0	12	0-0	116.7
BENGALS	563	316	3726	56.1	6.62	25	4.4	16	2.8	61t	47-294	79.4
OPPONENTS	571	319	4028	55.9	7.05	22	3.9	34	6.0	57	32-202	66.1

RUSHING	ATT	YDS	AVG	LG	TD
Garrison Hearst	225	847	3.8	24	0
Jeff Blake	72	317	4.4	18	2
Eric Bieniemy	56	269	4.8	33t	2
Ki-Jana Carter	91	264	2.9	31t	8
Jeff Cothran	15	44	2.9	9	1
Erik Wilhelm	6	24	4.0	18	0
Brian Milne	8	22	2.8	5	1
Darnay Scott	3	4	1.3	8	0
Carl Pickens	2	2	1.0	2	0
BENGALS	478	1793	3.8	33t	14
OPPONENTS	444	1643	3.7	45t	15

RECEIVING	REC	YDS	AVG	LG	TD
Carl Pickens	100	1180	11.8	61t	12
Darnay Scott	58	833	14.4	50t	5
Tony McGee	38	446	11.7	22	4
David Dunn	32	509	15.9	40	1
Eric Bieniemy	32	272	8.5	42	0
Ki-Jana Carter	22	169	7.7	20	1
Garrison Hearst	12	131	10.9	40	1
Marco Battaglia	8	79	9.9	17	0
Jeff Cothran	7	49	7.0	14	0
Brian Milne	3	29	9.7	15	0
Troy Sadowski	3	15	5.0	8	0
James Hundon	1	14	14.0	14t	1
BENGALS	316	3726	11.8	61t	25
OPPONENTS	319	4028	12.6	57	22

INTERCEPTIONS	NO	YDS	AVG	LG	TD
Ashley Ambrose	8	63	7.9	31t	1
Jimmy Spencer	5	48	9.6	34	0
Steve Tovar	4	42	10.5	24	0
James Francis	3	61	20.3	42t	1
Bracey Walker	2	35	17.5	35	0
Greg Myers	2	10	5.0	10	0
Rod (Roderick) Jones	2	2	1.0	2	0
Bo Orlando	2	0	0.0	0	0
Corey Sawyer	2	0	0.0	0	0
Roger Jones	1	30	30.0	30	0
Gerald Dixon	1	10	10.0	10	0
Dan Wilkinson	1	7	7.0	7	0
Jevon Langford	1	0	0.0	0	0
BENGALS	34	308	9.1	42t	2
OPPONENTS	16	172	10.8	61	1

PUNTING	NO	YDS	AVG	NET	TB	IN-20	LG	BLK.
Lee Johnson	80	3630	45.4	34.4	17	16	67	1
Doug Pelfrey	1	4	4.0	4.0	0	0	4	0
BENGALS	82	3634	44.3	34.0	17	16	67	1
OPPONENTS	61	2706	44.4	38.5	7	20	65	0

PUNT RETURNS	NO	FC	YDS	AVG	LG	TD
Corey Sawyer	15	5	117	7.8	62	0
Greg Myers	9	2	51	5.7	12	0
David Dunn	7	1	54	7.7	20	0
James Hundon	1	0	-7	-7.0	-7	0
Carl Pickens	1	0	2	2.0	2	0
BENGALS	33	8	217	6.6	62	0
OPPONENTS	38	6	502	13.2	64	0

KICKOFF RETURNS	NO	YDS	AVG	LG	TD
David Dunn	35	782	22.3	90t	1
Corey Sawyer	12	241	20.1	33	0
James Hundon	10	237	23.7	31	0
Jeff Hill	9	173	19.2	29	0
Troy Sadowski	2	7	3.5	7	0
Marco Battaglia	1	8	8.0	8	0
Jeff Cothran	1	11	11.0	11	0
BENGALS	70	1459	20.8	90t	1
OPPONENTS	69	1642	23.8	95t	1

FIELD GOALS	1-19	20-29	30-39	40-49	50+
Doug Pelfrey	1-1	7-7	10-11	5-9	0-0
BENGALS	1-1	7-7	10-11	5-9	0-0
OPPONENTS	0-0	9-9	6-7	9-12	1-2

Doug Pelfrey: (27G, 35G, 47G), (—), (33G, 21G, 35G, 37N), (44G), (42G, 31G, 40N), (19G), (—), (—), (41G, 49G, 34G), (32G, 34G), (30G), (36G, 20G), (42B, 22G, 34G), (49N, 23G, 26G), (47N), (25G).

Opponents: (44N, 42G, 20G, 29G, 20G), (47G, 23G), (51G, 37G, 25G), (—), (40G, 32G, 49G), (33G, 22G), (—), (—), (—), (46G, 42N), (22G), (33G, 54N), (25G, 46G, 40G, 39G, 20G), (45N), (46G, 34N, 42G), (32G).

### USUAL STARTERS

OFFENSE		DEFENSE	
WR	Carl Pickens	LDE	John Copeland
LOT	Willie Anderson	LDT	Dan Wilkinson
	Melvin Tuten	RDT	Tim Johnson
LG	Rich Braham	RDE	Artie Smith
C	Darrick Brilz	LLB	James Francis
RG	Ken Blackman	MLB	Steve Tovar
	Scott Brumfield	RLB	Ricardo McDonald
ROT	Joe Walter	LCB	Ashley Ambrose
TE	Tony McGee	RCB	Jimmy Spencer
WR	Darnay Scott	SS	Bracey Walker
QB	Jeff Blake	FS	Bo Orlando
HB	Garrison Hearst		
FB	Jeff Cothran		

DEFENSE*	ST	AT	TT	SKS-YDS	INT-YDS	PD	FF	FR-YDS
Steve Tovar	74	30	104	3-15	4-42	11	0	0-0
Bo Orlando	72	12	84	1-6	2-0	7	1	0-0
James Francis	62	8	70	3-23	3-61	6	1	3-0
Bracey Walker	57	13	70	0-0	2-35	4	1	0-0
Jimmy Spencer	55	8	63	0-0	5-48	22	0	1-59
Ricardo McDonald	46	15	61	5-32	0-0	1	1	0-0
Ashley Ambrose	44	6	50	0-0	8-63	24	1	0-0
Dan Wilkinson	37	7	44	6.5-51.5	1-7	3	0	1-0
Tim Johnson	38	3	41	2.5-22	0-0	2	0	0-0
John Copeland	35	6	41	3-18.5	0-0	6	1	0-0
Corey Sawyer	32	6	38	1.5-11.5	2-0	10	1	0-0
Artie Smith	19	7	26	1-8	0-0	1	0	1-0
Jevon Langford	20	4	24	2-6	1-0	1	0	1-0
Tom Tumulty	16	8	24	0-0	0-0	1	0	0-0
Gerald Dixon	15	6	21	0-0	1-10	1	0	0-0
Greg Myers	17	1	18	0-0	2-10	3	0	0-0
Ramondo Stallings	13	2	15	2-6	0-0	2	0	0-0
Kimo von Oelhoffen	11	4	15	1-2.5	0-0	0	0	0-0
Rod Jones (Roderick)	13	1	14	0-0	2-2	4	0	0-0
Roger Jones	7	1	8	0-0	1-30	1	0	0-0
Sam Shade	6	2	8	0-0	0-0	0	0	0-0
Andre Collins	6	1	7	0-0	0-0	0	0	0-0
Tim Morabito	5	1	6	0.5-0	0-0	0	0	0-0
Kenny Davidson	1	0	1	0-0	0-0	0	0	1-0
Leonard Wheeler	1	0	1	0-0	0-0	0	0	0-0

SPECIAL TEAMS*	ST	AT	TT	FF	FR-YDS	BP	BFG	BXP
David Dunn	9	0	9	0	0-0	0	0	0
Tom Tumulty	8	1	9	0	0-0	0	0	0
Leonard Wheeler	8	1	9	0	0-0	0	0	0
Andre Collins	8	0	8	0	0-0	0	0	0
Eric Bieniemy	7	1	8	0	0-0	0	0	0
Greg Myers	6	2	8	0	0-0	0	0	0
Rod Jones (Roderick)	6	1	7	0	0-0	0	0	0
Gerald Dixon	5	1	6	0	0-0	0	0	0
Sam Shade	5	1	6	0	0-0	0	0	0
Ashley Ambrose	5	0	5	0	0-0	0	0	0
Bo Orlando	5	0	5	0	0-0	0	0	0
Marco Battaglia	4	0	4	0	1-0	0	0	0
Greg Trullit	4	0	4	0	0-0	0	0	0
Roger Jones	2	2	4	0	0-0	0	0	0
James Hundon	3	0	3	0	0-0	0	0	0
Lee Johnson	3	0	3	0	0-0	0	0	0
Bracey Walker	3	0	3	0				

# 1997 STATISTICS

RECORD: 7-9-0

HEAD COACH: BRUCE COSLET

DATE	W-L	SCORE	OPPONENT	ATTENDANCE
8-31-97	W	24-21	ARIZONA	53,644
9-7-97	L	10-23	at Baltimore	52,968
9-14-97			— BYE —	
9-21-97	L	20-38	at Denver	73,871
9-28-97	L	14-31	N.Y. JETS	57,209
10-5-97	L	13-21	at Jacksonville	67,128
10-12-97	L	7-30	at Tennessee	17,071
10-19-97	L	10-26	PITTSBURGH	60,020
10-26-97	L	27-29	at Philadelphia	72,584
11-2-97	W	38-31	SAN DIEGO	53,754
11-9-97	W	28-13	at Indianapolis	58,473
11-16-97	L	3-20	at Pittsburgh	55,226
11-23-97	W	31-26	JACKSONVILLE	55,158
11-30-97	L	42-44	at Philadelphia	66,623
12-4-97	W	41-14	TENNESSEE	49,086
12-14-97	W	31-24	DALLAS	60,043
12-21-97	W	16-14	BALTIMORE	50,917

TEAM STATISTICS		BENGALS	OPPONENTS
TOTAL FIRST DOWNS	310	351	
Rushing	104	141	
Passing	171	188	
Penalty	35	22	
3rd Down: Made-Att	88-214	102-227	
3rd Down Pct.	41.1	44.9	
4th Down: Made-Att	10-20	11-16	
4th Down Pct.	50.0	68.8	
POSSESSION AVG.	27:56	32:04	
TOTAL NET YARDS	5282	5682	
Avg. Per Game	330.1	355.1	
Total Plays	1002	1091	
Avg. Per Play	5.3	5.2	
NET YARDS RUSHING	1966	2223	
Avg. Per Game	122.9	138.9	
Total Rushes	452	514	
NET YARDS PASSING	3316	3459	
Avg. Per Game	207.3	216.2	
Sacked-Yards Lost	46-287	35-209	
Gross Yards	3603	3668	
Att.-Completions	504-302	542-309	
Completion Pct.	59.9	57.0	
Had Intercepted	9	13	
PUNTS-AVG.	81-42.9	69-44.7	
Net Punting Avg.	35.9	40.3	
PENALTIES-YARDS	98-877	107-951	
FUMBLES-BALLS LOST	25-13	23-10	
TOUCHDOWNS	46	48	
Rushing	23	15	
Passing	21	30	
Returns	2	3	

SCORE BY PERIODS	1	2	3	4	OT	PTS
BENGALS	77	110	80	88	0	355
OPPONENTS	65	108	90	142	0	405

SCORING	TD	TD-R	TD-P	TD-R	K-PAT	FG	S	PTS
Doug Pelfrey	0	0	0	0	41-43	12-16	0	77
Corey Dillon	10	10	0	0	—	—	0	60
Ki-Jana Carter	7	7	0	0	—	—	0	42
Tony McGee	6	0	6	0	—	—	0	38
Carl Pickens	5	0	5	0	—	—	0	30
Darnay Scott	5	0	5	0	—	—	0	30
Jeff Blake	3	3	0	0	—	—	0	18
Eric Bieniemy	2	1	0	1	—	—	0	12
David Dunn	2	0	2	0	—	—	0	12
James Hundon	2	0	2	0	—	—	0	12
Brian Milne	2	2	0	0	—	—	0	12
Marco Battaglia	1	0	1	0	—	—	0	6
John Copeland	1	0	0	1	—	—	0	6
BENGALS	46	23	21	2	41-43	12-16	0	355
OPPONENTS	48	15	30	3	45-45	24-29	0	405

Two-point conversions: Tony McGee. BENGALS 1-3, OPPONENTS 0-3.

PASSING	ATT	CMP	YDS	CMP%	YDS/ATT	TD	TD%	INT	INT%	LG	SKD-YDS	RAT
Jeff Blake	317	184	2125	58.0	6.70	8	2.5	7	2.2	50t	39-244	77.6
Boomer Esiason	186	118	1478	63.4	7.95	13	7.0	2	1.1	77t	7-43	106.9
Ki-Jana Carter	1	0	0	0.0	0.00	0	0.0	0	0.0	—	0-0	39.6
BENGALS	504	302	3603	59.9	7.15	21	4.2	9	1.8	77t	46-287	88.3
OPPONENTS	542	309	3668	57.0	6.77	30	5.5	13	2.4	83t	35-209	86.2

RUSHING	ATT	YDS	AVG	LG	TD
Corey Dillon	233	1129	4.8	71t	10
Ki-Jana Carter	128	464	3.6	79t	7
Jeff Blake	45	234	5.2	16	3
Eric Bieniemy	21	97	4.6	20t	1
Brian Milne	13	32	2.5	5	2
Boomer Esiason	8	11	1.4	8	0
Darnay Scott	1	6	6.0	6	0
Lee Johnson	1	0	0.0	0	0
Scottie Graham	1	-1	-1.0	-1	0
Carl Pickens	1	-6	-6.0	-6	0
BENGALS	452	1966	4.3	79t	23
OPPONENTS	514	2223	4.3	50t	15

RECEIVING	REC	YDS	AVG	LG	TD
Darnay Scott	54	797	14.8	77t	5
Carl Pickens	52	695	13.4	50t	5
Tony McGee	34	414	12.2	37	6
Eric Bieniemy	31	249	8.0	21	0
David Dunn	27	414	15.3	39t	2
Corey Dillon	27	259	9.6	28	0
Brian Milne	23	138	6.0	20	0
Ki-Jana Carter	21	157	7.5	35	0
James Hundon	16	285	17.8	61	2
Marco Battaglia	12	149	12.4	34	1
Gunnard Twynier	4	45	11.3	16	0
Scottie Graham	1	1	1.0	1	0
BENGALS	302	3603	11.9	77t	21
OPPONENTS	309	3668	11.9	83t	30

INTERCEPTIONS	NO	YDS	AVG	LG	TD
Corey Sawyer	4	44	11.0	37	0
Ashley Ambrose	3	56	18.7	29	0
Tremain Mack	1	29	29.0	29	0
Greg Myers	1	25	25.0	25	0
Sam Shade	1	21	21.0	21	0
James Francis	1	7	7.0	7	0
Bo Orlando	1	3	3.0	3	0
Jimmy Spencer	1	-2	-2.0	-2	0
BENGALS	13	183	14.1	37	0
OPPONENTS	9	26	2.9	18	0

PUNTING	NO	YDS	AVG	NET	TB	IN-20	LG	BLK.
Lee Johnson	81	3471	42.9	35.9	8	27	66	0
BENGALS	81	3471	42.9	35.9	8	27	66	0
OPPONENTS	69	3082	44.7	40.3	5	21	59	0

PUNT RETURNS	NO	FC	YDS	AVG	LG	TD
Greg Myers	26	19	201	7.7	18	0
BENGALS	26	19	201	7.7	18	0
OPPONENTS	35	10	407	11.6	85t	2

KICKOFF RETURNS	NO	YDS	AVG	LG	TD
Eric Bieniemy	34	789	23.2	102t	1
David Dunn	19	487	25.6	85	0
James Hundon	10	169	16.9	28	0
Corey Dillon	6	182	30.3	58	0
Gunnard Twynier	4	72	18.0	24	0
Ki-Jana Carter	1	9	9.0	9	0
BENGALS	74	1708	23.1	102t	1
OPPONENTS	67	1406	21.0	45	0

FIELD GOALS	1-19	20-29	30-39	40-49	50+
Doug Pelfrey	0-0	4-4	3-3	5-7	0-2
BENGALS	0-0	4-4	3-3	5-7	0-2
OPPONENTS	1-1	7-8	8-10	8-10	0-0

Doug Pelfrey: (38G), (46G, 51N, 43N, 46B), (56N, 38G, 43G), (—), (—), (—), (33G), (—), (27G), (—), (25G), (20G), (—), (26G, 40G), (42G), (44G).

Opponents: (—), (37G, 32G, 41G), (25G), (44G, 36N), (27N), (40N), (47G, 45G, 19G), (43G, 32G), (35G), (45G), (31N, 42G, 45G), (34G, 25G), (21G, 35G, 29G, 25G), (33G, 25G, 31G), (—), (23G), (44N).

## USUAL STARTERS

OFFENSE		DEFENSE	
WR	Carl Pickens	LDE	John Copeland
LOT	Kevin Sargent	NT	Kimo von Oelhoffen
	Rod Jones	RDE	Dan Wilkinson
LG	Rich Braham	LOLB	James Francis
C	Darrick Brilz	LILB	Tom Tumulty
RG	Ken Blackman	RILB	Ricardo McDonald
ROT	Willie Anderson	ROLB	Gerald Dixon
TE	Tony McGee	LCB	Ashley Ambrose
WR	Darnay Scott	RCB	Jimmy Spencer
QB	Jeff Blake	SS	Sam Shade
HB	Ki-Jana Carter	FS	Greg Myers
FB	Corey Dillon		
	Brian Milne		

DEFENSE*	ST	AT	TT	SKS-YDS	INT-YDS	PD	FF	FR-YDS
Sam Shade	81	15	96	4-25	1-21	7	1	1-0
Greg Myers	67	15	82	0-0	1-25	6	0	0-0
Ricardo McDonald	50	14	64	1-5	0-0	3	0	0-0
Ashley Ambrose	57	2	59	1-10	3-56	26	0	2-0
James Francis	46	11	57	3.5-9.5	1-7	6	2	1-0
Tom Tumulty	40	16	56	1-5	0-0	2	0	0-0
Gerald Dixon	41	9	50	8.5-55.5	0-0	2	1	0-0
John Copeland	35	14	49	3-16	0-0	1	0	2-25
Tito Paul	41	7	48	0-0	0-0	6	0	1-0
Kimo von Oelhoffen	32	10	42	0-0	0-0	0	0	0-0
Brenton Buckner	32	7	39	0-0	0-0	0	2	0-0
Jimmy Spencer	36	2	38	0-0	1-(-2)	12	0	0-0
Steve Tovar	30	6	36	0-0	0-0	1	0	0-0
Dan Wilkinson	24	10	34	5-29	0-0	2	1	0-0
Corey Sawyer	28	3	31	0-0	4-44	13	0	0-0
Andre Collins	25	5	30	3-10	0-0	0	0	1-0
Reinard Wilson	22	2	24	3-23	0-0	1	1	0-0
Bo Orlando	20	4	24	1-7	1-3	4	1	0-0
Billy Granville	16	4	20	0-0	0-0	2	0	0-0
Tremain Mack	14	4	18	0-0	1-29	1	0	0-0
Jevon Langford	9	5	14	1-14	0-0	1	0	0-0
Ramondo Stallings	6	0	6	0-0	0-0	0	0	0-0
Andre Purvis	2	1	3	0-0	0-0	0	0	0-0
Tim Terry	2	1	3	0-0	0-0	0	0	0-0
Canute Curtis	2	0	2	0-0	0-0	0	0	0-0
Anthone Lott	1	0	1	0-0	0-0	0	0	0-0

SPECIAL TEAMS*	ST	AT	TT	FF	FR-YDS	BP	BFG	BXP
Andre Collins	17	2	19	0	0-0	0	0	0
Sam Shade	15	2	17	1	0-0	0	0	0
Gerald Dixon	15	0	15	0	0-0	0	0	0
Steve Tovar	7	1	8	0	0-0	0	0	0
Greg Truitt	7	0	7	0	0-0	0	0	0
Greg Myers	5	1	6	0	0-0	0	0	0
Corey Sawyer	4	1	5	0	0-0	0	0	0
Marco Battaglia	4	0	4	0	1-0	0	0	0
Billy Granville	3	1	4	1	0-0	0	0	0
Eric Bieniemy	3	0	3	0	0-0	0	0	0
Steve Bush	3	0	3	0	0-0	0	0	0
Bo Orlando	2	1	3	0	1-0	0	0	0
Tim Terry	2	1	3	0	0-0	0	0	0
Tom Tumulty	2	1	3	0	0-0	0	0	0
Ricardo McDonald	2	0	2	0	0-0	0	0	0
Canute Curtis	1	0	1	0	0-0	0	0	0
James Hundon	1	0	1	0	0-0	0	0	0
Mike Jenkins	1	0	1	0	0-0	0	0	0
Tito Paul	1	0	1	0	0-0	0	0	0
Lawrence Wright	1	0	1	0	0-0	0	0	0
Brian Milne	0	1	1	0	0-0	0	0	0

MISCELLANEOUS DEFENSE*	ST	AT	TT	FF	FR-YDS
David Dunn	3	0	3	0	0-0
Darnay Scott	2	0	2	0	0-0
Kevin Sargent	1	1	2	0	0-0
Willie Anderson	1	0	1	0	0-0

# 1998 STATISTICS

RECORD: 3-13-0

HEAD COACH: BRUCE COSLET

DATE	W-L	SCORE	OPPONENT	ATTENDANCE
9-6-98	L	14-23	TENNESSEE	55,848
9-13-98	W	34-28 (OT)	at Tennessee	66,354
9-20-98	L	6-13	GREEN BAY	56,346
9-27-98	L	24-31	at Baltimore	68,154
10-4-98			— BYE —	
10-11-98	W	25-20	PITTSBURGH	59,979
10-18-98	L	14-44	at Tennessee	33,288
10-25-98	L	10-27	at Oakland	40,089
11-1-98	L	26-33	DENVER	59,974
11-8-98	L	11-24	at Jacksonville	67,040
11-15-98	L	3-24	at Minnesota	64,232
11-22-98	L	13-20	BALTIMORE	52,571
11-29-98	L	17-34	JACKSONVILLE	55,432
12-6-98	L	20-33	BUFFALO	54,359
12-13-98	L	26-39	at Indianapolis	55,179
12-20-98	W	25-24	at Pittsburgh	52,017
12-27-98	L	0-35	TAMPA BAY	49,826

TEAM STATISTICS		BENGALS	OPPONENTS
TOTAL FIRST DOWNS		271	310
Rushing		92	142
Passing		148	152
Penalty		31	16
3rd Down: Made-Att		76-224	89-200
3rd Down Pct.		33.9	44.5
4th Down: Made-Att		11-29	4-9
4th Down Pct.		37.9	44.4
POSSESSION AVG.		28:31	31:29
TOTAL NET YARDS		4824	5763
Avg. Per Game		301.5	360.2
Total Plays		979	992
Avg. Per Play		4.9	5.8
NET YARDS RUSHING		1639	2612
Avg. Per Game		102.4	163.3
Total Rushes		405	558
NET YARDS PASSING		3185	3151
Avg. Per Game		199.1	196.9
Sacked-Yards Lost		53-360	28-199
Gross Yards		3545	3350
Att.-Completions		521-307	406-233
Completion Pct.		58.9	57.4
Had Intercepted		12	13
PUNTS-AVG.		81-44.2	64-44.5
Net Punting Avg.		35.2	39.6
PENALTY-YARDS		69-620	127-1012
FUMBLES-BALLS LOST		21-10	12-7
TOUCHDOWNS		31	53
Rushing		7	23
Passing		20	23
Returns		4	7

SCORE BY PERIODS	1	2	3	4	OT	PTS
BENGALS	26	90	66	80	6	268
OPPONENTS	113	143	99	97	0	452

SCORING	TD	TD-R	TD-P	TD-R	K-PAT	FG	S	PTS
Doug Pelfrey	0	0	0	0	21-21	19-27	0	78
Darnay Scott	7	0	7	0	—	—	0	42
Carl Pickens	5	0	5	0	—	—	0	32
Corey Dillon	5	4	1	0	—	—	0	30
Damon Gibson	4	0	3	1	—	—	0	24
Brandon Bennett	2	2	0	0	—	—	0	12
Marco Battaglia	1	0	1	0	—	—	0	6
James Hundon	1	0	1	0	—	—	0	6
Tremain Mack	1	0	0	1	—	—	0	6
Tony McGee	1	0	1	0	—	—	0	6
Brian Milne	1	1	0	0	—	—	0	6
Corey Sawyer	1	0	0	1	—	—	0	6
Sam Shade	1	0	0	1	—	—	0	6
Stepfret Williams	1	0	1	0	—	—	0	6
Paul Justin	0	0	0	0	—	—	0	2
BENGALS	31	7	20	4	21-21	19-27	0	268
OPPONENTS	53	23	23	7	51-51	27-31	0	452

Two-point conversions: Paul Justin, Carl Pickens. BENGALS 2-9, OPPONENTS 1-2.

RUSHING	ATT	YDS	AVG	LG	TD
Corey Dillon	262	1130	4.3	66	4
Brandon Bennett	77	243	3.2	17	2
Jeff Blake	15	103	6.9	18	0
Eric Bieniemy	17	56	3.3	9	0
Brian Milne	10	41	4.1	10	1
Neil O'Donnell	13	34	2.6	10	0
Darnay Scott	2	10	5.0	8	0
Damon Gibson	1	9	9.0	9	0
Michael Blair	1	4	4.0	4	0
Ki-Jana Carter	2	4	2.0	4	0
Carl Pickens	2	4	2.0	4	0
Paul Justin	1	2	2.0	2	0
Brad Costello	1	0	0.0	0	0
Eric Kresser	1	-1	-1.0	-1	0
BENGALS	405	1639	4.0	66	7
OPPONENTS	558	2612	4.7	67	23

RECEIVING	REC	YDS	AVG	LG	TD
Carl Pickens	82	1023	12.5	67	5
Darnay Scott	51	817	16.0	70	7
Corey Dillon	28	178	6.4	41	1
Eric Bieniemy	27	153	5.7	15	0
Brian Milne	26	124	4.8	18	0
Tony McGee	22	363	16.5	40	1
Damon Gibson	19	258	13.6	76	3
James Hundon	10	112	11.2	17	1
Marco Battaglia	10	47	4.7	16	1
Brandon Bennett	8	153	19.1	55	0
Willie Jackson	7	165	23.6	47	0
Stepfret Williams	6	81	13.5	19	1
Ki-Jana Carter	6	25	4.2	8	0
Steve Bush	4	39	9.8	18	0
Michael Blair	1	7	7.0	7	0
BENGALS	307	3545	11.5	76	20
OPPONENTS	233	3350	14.4	73	23

INTERCEPTIONS	NO	YDS	AVG	LG	TD
Sam Shade	3	33	11.0	32	0
Artrell Hawkins	3	21	7.0	12	0
Ashley Ambrose	2	0	0.0	0	0
Corey Sawyer	1	58	58.0	58	1
Brian Simmons	1	18	18.0	18	0
Adrian Ross	1	11	11.0	11	0
John Copeland	1	3	3.0	3	0
Thomas Randolph	1	0	0.0	0	0
BENGALS	13	144	11.1	58	1
OPPONENTS	12	206	17.2	56	1

PUNTING	NO	YDS	AVG	NET	TB	IN-20	LG	BLK.
Lee Johnson	69	3083	44.7	35.6	8	14	69	1
Brad Costello	10	495	49.5	32.7	3	0	73	1
BENGALS	81	3578	44.2	35.2	11	14	73	2
OPPONENTS	64	2850	44.5	39.6	4	29	72	0

PUNT RETURNS	NO	FC	YDS	AVG	LG	TD
Damon Gibson	27	19	218	8.1	65	1
Stepfret Williams	2	3	16	8.0	10	0
BENGALS	29	22	234	8.1	65	1
OPPONENTS	36	15	503	14.0	87	1

KICKOFF RETURNS	NO	YDS	AVG	LG	TD
Tremain Mack	45	1165	25.9	97	1
Damon Gibson	17	372	21.9	30	0
Eric Bieniemy	5	87	17.4	22	0
Brandon Bennett	3	61	20.3	21	0
Marco Battaglia	1	5	5.0	5	0
Stepfret Williams	1	20	20.0	20	0
BENGALS	72	1710	23.8	97	1
OPPONENTS	46	1199	26.1	51	0

FIELD GOALS	1-19	20-29	30-39	40-49	50+
Doug Pelfrey	1-1	4-4	6-7	6-10	2-5
BENGALS	1-1	4-4	6-7	6-10	2-5
OPPONENTS	0-1	5-6	12-12	8-10	2-2

Doug Pelfrey: (-), (35N, 48B), (37G, 19G), (48G), (44G, 48G), (-), (53N, 51G), (25G, 23G, 52N), (50G), (37G), (40G, 34G), (42N, 30G), (-), (41G, 26G), (33G, 37G, 43G, 53N, 46N, 21G), (40N).

Opponents: (38G, 31G, 48G, 47N), (-), (30G, 35G), (46G), (40G, 40G), (35G, 38G, 42G), (28N, 22G, 48G, 48N), (33G, 37G), (39G), (32G), (34G, 23G), (23G, 47G), (20G, 52G, 46G, 34G), (50G), (22G), (18N).

PASSING	ATT	CMP	YDS	CMP%	YDS/ATT	TD	TD%	INT	INT%	LG	SKD-YDS	RAT
Neil O'Donnell	343	212	2216	61.8	6.46	15	4.4	4	1.2	76	30-217	90.2
Jeff Blake	93	51	739	54.8	7.95	3	3.2	3	3.2	67	15-79	78.2
Paul Justin	63	34	426	54.0	6.76	1	1.6	3	4.8	41	7-60	60.7
Eric Kresser	21	10	164	47.6	7.81	1	4.8	2	9.5	37	0-0	50.6
Doug Pelfrey	1	0	0	0.0	0.00	0	0.0	0	0.0	0	0-0	39.6
Corey Dillon	0	0	0	—	—	0	—	0	—	—	1-4	—
BENGALS	521	307	3545	58.9	6.80	20	3.8	12	2.3	76	53-360	82.7
OPPONENTS	406	233	3350	57.4	8.25	23	5.7	13	3.2	73	28-199	89.8

## USUAL STARTERS

OFFENSE		DEFENSE	
WR	Carl Pickens	LDE	Michael Bankston
LOT	Kevin Sargent	NT	Kimo von Oelhoffen
LG	Rich Braham	RDE	Clyde Simmons
C	Darrick Briz	LOLB	James Francis
RG	Ken Blackman, Mike Goff	LILB	Brian Simons
		RILB	Takeo Spikes
ROT	Willie Anderson	ROLB	Reinard Wilson
TE	Tony McGee	LCB	Ashley Ambrose
WR	Darnay Scott	RCB	Artrell Hawkins
QB	Neil O'Donnell	SS	Sam Shade
HB	Corey Dillon	FS	Greg Myers
FB	Brian Milne		

DEFENSE*	ST	AT	TT	SKS-YDS	INT-YDS	PD	FF	FR-YDS
Takeo Spikes	95	17	112	2-19	0-0	0	0	0-0
Brian Simmons	62	16	78	3-18	1-18	2	1	1-22
Sam Shade	60	18	78	1-8	3-33	6	0	2-55
Artrell Hawkins	65	5	70	1-9	3-21	17	2	1-25
Michael Bankston	49	21	70	4.5-19.5	0-0	1	0	1-5
Greg Myers	54	15	69	0-0	0-0	4	0	1-0
Reinard Wilson	46	17	63	6-39.5	0-0	1	2	0-0
Myron Bell	45	3	48	1-8	0-0	3	0	0-0
Kimo von Oelhoffen	36	9	45	0-0	0-0	3	0	0-0
Ashley Ambrose	36	4	40	0-0	2-0	15	0	0-0
James Francis	32	5	37	0-0	0-0	5	2	0-0
Clyde Simmons	28	2	30	5-37	0-0	2	1	0-0
Jevon Langford	17	7	24	0.5-5.0	0-0	0	0	0-0
Tom Tumulty	17	5	22	0.5-6	0-0	2	1	0-0
Thomas Randolph	19	1	20	0-0	1-0	7	0	0-0
Adrian Ross	12	2	14	0-0	1-11	4	0	0-0
Steve Foley	11	1	12	2-18	0-0	0	0	0-0
Corey Sawyer	9	1	10	0-0	1-58	3	0	0-0
Billy Granville	4	5	9	0-0	0-0	1	0	0-0
Glen Steele	6	1	7	0-0	0-0	0	0	0-0
Mike Thompson	3	4	7	0.5-6	0-0	0	0	0-0
Andre Purvis	4	2	6	1-6	0-0	0	0	0-0
John Copeland	5	0	5	0-0	1-3	1	0	0-0
Kelvin Moore	2	1	3	0-0	0-0	0	0	0-0
Tremain Mack	2	0	2	0-0	0-0	0	0	0-0
Canute Curtis	1	1	2	0-0	0-0	0	0	0-0

SPECIAL TEAMS*	ST	AT	TT	FF	FR-YDS	BP	BFG	BXP
Billy Granville	10	2	12	1	1-0	0	0	0
Eric Bieniemy	10	0	10	0	0-0	0	0	0
Greg Myers	7	2	9	0	0-0	0	0	0
Marco Battaglia	6	2	8	0	0-0	0	0	0
Adrian Ross	7	0	7	0	0-0	0	0	0
Sam Shade	6	1	7	0	0-0	0	0	0
Thomas Randolph	5	0	5	0	0-0	0	0	0
Brian Simmons	5	0	5	0	0-0	0	0	0
Steve Foley	3	0	3	1	0-0	0	0	0
Damon Gibson	3	0	3	0	0-0	0	0	0
Jimmy Sprotte	3	0	3	0	0-0	0	0	0
Steve Bush								

# 1999 STATISTICS

RECORD: 4-12-0

HEAD COACH: BRUCE COSLET

DATE	W-L	SCORE	OPPONENT	ATTENDANCE
9-12-99	L	35-36	at Tennessee	65,272
9-19-99	L	7-34	SAN DIEGO	47,660
9-26-99	L	3-27	at Carolina	61,269
10-3-99	L	10-38	ST. LOUIS	45,481
10-10-99	W	18-17	at Cleveland	73,048
10-17-99	L	3-17	PITTSBURGH	59,669
10-24-99	L	10-31	at Indianapolis	55,996
10-31-99	L	10-41	JACKSONVILLE	49,138
11-7-99	L	20-37	at Seattle	66,303
11-14-99	L	14-24	TENNESSEE	46,017
11-21-99	L	31-34	BALTIMORE	43,279
11-28-99	W	27-20	at Pittsburgh	50,907
12-5-99	W	44-30	SAN FRANCISCO	53,463
12-12-99	W	44-28	CLEVELAND	59,972
12-19-99		— BYE —		
12-26-99	L	0-22	at Baltimore	68,036
1-2-00	L	7-24	at Jacksonville	70,532

TEAM STATISTICS	BENGALS	OPPONENTS
TOTAL FIRST DOWNS	293	316
Rushing	111	99
Passing	161	189
Penalty	21	28
3rd Down: Made-Att	93-235	85-209
3rd Down Pct.	39.6	40.7
4th Down: Made-Att	7-23	5-13
4th Down Pct.	30.4	38.5
POSSESSION AVG.	29:59	30:01
TOTAL NET YARDS	5277	5497
Avg. Per Game	329.8	343.6
Total Plays	1039	1011
Avg. Per Play	5.1	5.4
NET YARDS RUSHING	2051	1699
Avg. Per Game	128.2	106.2
Total Rushes	442	454
NET YARDS PASSING	3226	3798
Avg. Per Game	201.6	237.4
Sacked-Yards Lost	49-278	35-229
Gross Yards	3504	4027
Att.-Completions	548-300	522-312
Completion Pct.	54.7	59.8
Had Intercepted	18	12
PUNTS-AVG.	84-38.3	71-44.2
Net Punting Avg.	84-31.2	71-36.1
PENALTY-YARDS	126-1027	105-835
FUMBLES-BALLS LOST	34-14	27-15
TOUCHDOWNS	33	53
Rushing	11	22
Passing	18	28
Returns	4	3

SCORE BY PERIODS	1	2	3	4	OT	PTS
BENGALS	91	70	58	64	0	283
OPPONENTS	124	166	92	78	0	460

SCORING	TD	TD-R	TD-P	TD-Rt	K-PAT	FG	S	PTS
Doug Pelfrey	0	0	0	0	27-27	18-27	0	81
Darnay Scott	7	0	7	0	—	—	0	42
Corey Dillon	6	5	1	0	—	—	0	36
Carl Pickens	6	0	6	0	—	—	0	36
Willie Jackson	2	0	2	0	—	—	0	14
Jeff Blake	2	2	0	0	—	—	0	12
Tony McGee	2	0	2	0	—	—	0	12
Craig Yeast	2	0	0	2	—	—	0	12
Ki-Jana Carter	1	1	0	0	—	—	0	6
Clif Groce	1	1	0	0	—	—	0	6
Rodney Heath	1	0	0	1	—	—	0	6
Tremain Mack	1	0	0	1	—	—	0	6
Sedrick Shaw	1	1	0	0	—	—	0	6
Akili Smith	1	1	0	0	—	—	0	6
Brian Milne	0	0	0	0	—	—	0	2
BENGALS	33	11	18	4	27-27	18-27	0	283
OPPONENTS	53	22	28	3	49-50	29-32	1	460

Two-point conversions: Willie Jackson, Brian Milne.  
BENGALS 2-6, OPPONENTS 2-3.

PASSING	ATT	CMP	YDS	CMP%	YDS/ATT	TD	TD%	INT	INT%	LG	SKD-YDS	RAT
Jeff Blake	389	215	2670	55.3	6.86	16	4.1	12	3.1	76t	30-168	77.6
Akili Smith	153	80	805	52.3	5.26	2	1.3	6	3.9	39	19-110	55.6
Scott Covington	5	4	23	80.0	4.60	0	0.0	0	0.0	8	0-0	85.8
Carl Pickens	1	1	6	100.0	6.00	0	0.0	0	0.0	6	0-0	91.7
BENGALS	548	300	3504	54.7	6.39	18	3.3	18	3.3	76t	49-278	71.6
OPPONENTS	522	312	4027	59.8	7.71	28	5.4	12	2.3	73	35-229	92.3

RUSHING	ATT	YDS	AVG	LG	TD
Corey Dillon	263	1200	4.6	50	5
Jeff Blake	63	332	5.3	16	2
Michael Basnight	62	308	5.0	46	0
Akili Smith	19	114	6.0	24	1
Brian Milne	3	30	10.0	26	0
Nick Luchey	10	30	3.0	8	0
Clif Groce	8	22	2.8	8	1
Sedrick Shaw	4	20	5.0	10	1
Ki-Jana Carter	6	15	2.5	8	1
Scott Covington	2	-4	-2.0	-2	0
Craig Yeast	2	-16	-8.0	-3	0
BENGALS	442	2051	4.6	50	11
OPPONENTS	454	1699	3.7	67t	22

RECEIVING	REC	YDS	AVG	LG	TD
Darnay Scott	68	1022	15.0	76t	7
Carl Pickens	57	737	12.9	75t	6
Willie Jackson	31	369	11.9	29	2
Corey Dillon	31	290	9.4	23	1
Tony McGee	26	344	13.2	35	2
Clif Groce	25	154	6.2	14	0
Michael Basnight	16	172	10.8	47	0
Marco Battaglia	14	153	10.9	30	0
Damon Griffin	12	112	9.3	20	0
Nick Luchey	10	96	9.6	19	0
Ki-Jana Carter	3	24	8.0	11	0
Craig Yeast	3	20	6.7	8	0
Sedrick Shaw	1	-4	-4.0	-4	0
Akili Smith	1	6	6.0	6	0
James Hundon	1	5	5.0	5	0
Steve Bush	1	4	4.0	4	0
BENGALS	300	3504	11.7	76t	18
OPPONENTS	312	4027	12.9	73	28

INTERCEPTIONS	NO	YDS	AVG	LG	TD
Rodney Heath	3	72	24.0	58t	1
John Copeland	2	16	8.0	12	0
Takeo Spikes	2	7	3.5	7	0
Myron Bell	1	5	5.0	5	0
Roosevelt Blackmon	1	0	0.0	0	0
Tom Carter	1	0	0.0	0	0
Cory Hall	1	0	0.0	0	0
Greg Myers	1	0	0.0	0	0
BENGALS	12	100	8.3	58t	1
OPPONENTS	18	305	16.9	44	1

PUNTING	NO	YDS	AVG	NET	TB	IN-20	LG	BLK.
Will Brice	60	2475	41.3	32.1	4	12	72	2
Brad Costello	22	744	33.8	28.7	1	1	44	0
BENGALS	84	3219	38.3	31.2	5	13	72	2
OPPONENTS	71	3136	44.2	36.1	8	25	70	0

PUNT RETURNS	NO	FC	YDS	AVG	LG	TD
Damon Griffin	23	3	195	8.5	34	0
Craig Yeast	10	6	209	20.9	86t	2
Willie Jackson	2	1	6	3.0	8	0
BENGALS	35	10	410	11.7	86t	2
OPPONENTS	45	13	498	11.1	84t	1

KICKOFF RETURNS	NO	YDS	AVG	LG	TD
Tremain Mack	51	1382	27.1	99t	1
Damon Griffin	15	296	19.7	42	0
Nick Luchey	8	109	13.6	24	0
Willie Jackson	6	179	29.8	46	0
Craig Yeast	3	50	16.7	22	0
Corey Dillon	1	4	4.0	4	0
BENGALS	84	2020	24.0	99t	1
OPPONENTS	57	1068	18.7	39	0

FIELD GOALS	1-19	20-29	30-39	40-49	50+
Doug Pelfrey	1-1	9-11	7-12	0-2	1-1
BENGALS	1-1	9-11	7-12	0-2	1-1
OPPONENTS	3-3	11-12	6-8	7-7	2-2

Doug Pelfrey: (33G, 38G), (—), (47N, 37N, 30N, 39G), (36G, 33N), (27G, 26G), (37G, 41N), (32G), (29G), (50G, 34G), (32N), (39B, 19G), (29G, 29G, 25N), (29G, 24G, 27G), (28G), (20B), (—).

Opponents: (50G, 33G), (27G, 23G, 21G, 42G), (48G, 21G), (19G), (33G), (43G), (22G, 37B), (43G, 21G), (29G, 45G, 35G), (26G), (25G), (50G), (35G, 33G), (47G), (—), (24G, 48G, 19G, 30G, 19G), (34N, 27G, 28N).

### USUAL STARTERS

OFFENSE		DEFENSE	
WR	Carl Pickens	LDE	John Copeland
LOT	Rod Jones	NT	Oliver Gibson
LG	Matt O'Dwyer	RDE	Michael Bankston
C	Rich Braham		Jevon Langford
RG	Jay Leeuwenburg	LOLB	Steve Foley
	Brian DeMarco	LILB	Brian Simmons
ROT	Willie Anderson	RILB	Takeo Spikes
TE	Tony McGee	ROLB	Adrian Ross
WR	Darnay Scott	LCB	Rodney Heath
QB	Jeff Blake	RCB	Artrell Hawkins
HB	Corey Dillon	SS	Myron Bell
FB	Clif Groce	FS	Cory Hall

DEFENSE*	ST	AT	TT	SKS-YDS	INT-YDS	PD	FF	FR-YDS
Brian Simmons	90	21	111	3-20	0-0	5	0	1-0
Takeo Spikes	82	23	105	3-14	2-7	6	4	4-0
Myron Bell	54	19	73	2-14.5	1-5	3	0	0-0
Artrell Hawkins	61	7	68	0-0	0-0	16	2	1-0
Michael Bankston	39	17	56	6-30	0-0	1	0	0-0
Cory Hall	36	13	49	0-0	1-0	3	0	0-0
Rodney Heath	43	3	46	0-0	3-72	18	2	1-(-4)
Oliver Gibson	31	10	41	4.5-31	0-0	1	0	1-0
John Copeland	31	7	38	4-22.5	2-16	3	2	0-0
Steve Foley	34	3	37	3.5-28	0-0	2	1	2-0
Greg Myers	33	4	37	0-0	1-0	5	1	1-21
Kimo von Oelhoffen	24	2	26	4-30	0-0	1	1	1-0
Ty Howard	25	0	25	0-0	0-0	4	0	0-0
Jevon Langford	19	6	25	0-0	0-0	1	0	0-0
Reinard Wilson	14	6	20	3-24	0-0	1	0	0-0
Adrian Ross	15	3	18	1-7	0-0	1	1	0-0
Roosevelt Blackmon	13	5	18	0-0	1-0	4	0	0-0
Rico Clark	13	2	15	0-0	0-0	5	0	0-0
Glen Steele	13	1	14	0-0	0-0	0	0	0-0
Tremain Mack	9	2	11	0-0	0-0	1	0	0-0
Tom Carter	8	0	8	0-0	1-0	1	0	0-0
Lawrence Wright	4	4	8	0-0	0-0	0	0	0-0
Canute Curtis	6	1	7	1-8	0-0	0	0	0-0
Charles Fisher	1	1	2	0-0	0-0	0	0	0-0
Andre Purvis	1	1	2	0-0	0-0	0	0	0-0
Billy Granville	1	0	1	0-0	0-0	0	0	0-0

SPECIAL TEAMS*	ST	AT	TT	FF	FR-YDS	BP	BFG	BXP
Lawrence Wright	14	1	15	0	1-0	0	0	0
Canute Curtis	7	3	10	0	0-0	0	0	0
Billy Granville	6	4	10	0	0-0	0	0	0
Cory Hall	6	0	6	0	1-0	0	0	0
Reinard Wilson	5	1	6	0	0-0	0	0	0
Steve Foley	5	0	5	0	0-0	0	0	0
Damon Griffin	5	0	5	0	0-0	0	0	0
Tremain Mack	5	0	5	0	0-0	0	1	0
Greg Myers	4	1	5	0	0-0	0	0	0
Adrian Ross	4	1	5	0	0-0	0	0	0
Brian Simmons	3	2	5	0	0-0	0	0	0
Michael Basnight	3	1	4	1	0-0	0	0	0
Will Brice	3	0	3	0	0-0	0	0	0
Rico Clark	3	0	3	0	0-0	0	0	0
Brad Costello	3	0	3	0	0-0	0	0	0
Takeo Spikes	3	0	3	0	0-0	0	0	0
Rodney Heath	2	1	3	0	1-0	0	0	0
Ty Howard	2	1	3	0	0-0	0		

# 2000 STATISTICS

RECORD: 4-12-0

HEAD COACH: BRUCE COSLET (GAMES 1-3; RECORD 0-3),  
DICK LeBEAU (GAMES 4-16; RECORD 4-9)

DATE	W-L	SCORE	OPPONENT	ATTENDANCE
9-3-00			— BYE —	
9-10-00	L	7-24	CLEVELAND	64,006
9-17-00	L	0-13	at Jacksonville	45,653
9-24-00	L	0-37	at Baltimore	68,481
10-1-00	L	16-31	MIAMI	61,535
10-8-00	L	14-23	TENNESSEE	63,406
10-15-00	L	0-15	at Pittsburgh	54,328
10-22-00	W	31-21	DENVER	61,603
10-29-00	W	12-3	at Cleveland	73,118
11-5-00	L	7-27	BALTIMORE	54,759
11-12-00	L	6-23	at Dallas	62,170
11-19-00	L	13-16	at New England	60,292
11-26-00	L	28-48	PITTSBURGH	63,925
12-3-00	W	24-13	ARIZONA	50,289
12-10-00	L	3-35	at Tennessee	68,498
12-17-00	W	17-14	JACKSONVILLE	50,469
12-24-00	L	7-16	at Philadelphia	64,902

TEAM STATISTICS		BENGALS	OPPONENTS
TOTAL FIRST DOWNS	.....	254	307
Rushing	.....	119	101
Passing	.....	109	182
Penalty	.....	26	24
3rd Down: Made-Att	.....	77-227	102-239
3rd Down Pct.	.....	33.9	42.7
4th Down: Made-Att	.....	10-25	4-13
4th Down Pct.	.....	40.0	30.8
POSSESSION AVG.	.....	27:13	32:47
TOTAL NET YARDS	.....	4260	5487
Avg. Per Game	.....	266.3	342.9
Total Plays	.....	1001	1068
Avg. Per Play	.....	4.3	5.1
NET YARDS RUSHING	.....	2314	1925
Avg. Per Game	.....	144.6	120.3
Total Rushes	.....	495	504
NET YARDS PASSING	.....	1946	3562
Avg. Per Game	.....	121.6	222.6
Sacked-Yards Lost	.....	52-273	26-168
Gross Yards	.....	2219	3730
Att.-Completions	.....	454-207	538-318
Completion Pct.	.....	45.6	59.1
Had Intercepted	.....	14	9
PUNTS-AVG.	.....	94-40.2	80-41.7
Punting Avg.	.....	33.1	35.5
PENALTIES-YARDS	.....	99-878	115-924
FUMBLES-BALLS LOST	.....	37-21	22-12
TOUCHDOWNS	.....	21	40
Rushing	.....	13	12
Passing	.....	6	26
Returns	.....	2	2

SCORE BY PERIODS	1	2	3	4	OT	PTS
BENGALS	24	74	41	46	0	185
OPPONENTS	92	106	91	70	0	359

SCORING	TD	TD-R	TD-P	TD-Rt	K-PAT	FG	S	PTS
Neil Rackers	0	0	0	0	21-21	12-21	0	57
Corey Dillon	7	7	0	0	—	—	—	42
Peter Warrick	7	2	4	1	—	—	—	42
Brandon Bennett	3	3	0	0	—	—	—	18
Ron Dugans	1	0	1	0	—	—	—	6
Tony McGee	1	0	1	0	—	—	—	6
Scott Mitchell	1	1	0	0	—	—	—	6
Darryl Williams	1	0	0	1	—	—	—	6
(team)	—	—	—	—	—	—	—	2
BENGALS	21	13	6	2	21-21	12-21	1	185
OPPONENTS	40	12	26	2	39-40	26-36	1	359

Two-point conversions: None. BENGALS 0-0, OPPONENTS 0-0.

RUSHING	ATT	YDS	AVG	LG	TD
Corey Dillon	315	1435	4.6	80t	7
Brandon Bennett	90	324	3.6	37t	3
Akili Smith	41	232	5.7	21	0
Peter Warrick	16	148	9.3	77t	2
Scott Mitchell	10	61	6.1	12t	1
Nick Luchey	10	54	5.4	13	0
Curtis Keaton	6	24	4.0	8	0
Daniel Pope	2	22	11.0	22	0
Craig Yeast	1	15	15.0	15	0
Clif Groce	3	4	1.3	5	0
Neil Rackers	1	5	-5.0	-5	0
BENGALS	495	2314	4.7	80t	13
OPPONENTS	504	1925	3.8	30	12

RECEIVING	REC	YDS	AVG	LG	TD
Peter Warrick	51	592	11.6	46	4
Tony McGee	26	309	11.9	39	1
Craig Yeast	24	301	12.5	27	0
Danny Farmer	19	268	14.1	38	0
Brandon Bennett	19	168	8.8	25	0
Corey Dillon	18	158	8.8	31	0
Ron Dugans	14	125	8.9	17	1
Marco Battaglia	13	105	8.1	15	0
Clif Groce	11	45	4.1	14	0
Nick Luchey	7	84	12.0	20	0
Steve Bush	3	39	13.0	18	0
Damon Griffin	2	25	12.5	16	0
BENGALS	207	2219	10.7	46	6
OPPONENTS	318	3730	11.7	77t	26

INTERCEPTIONS	NO	YDS	AVG	LG	TD
Tom Carter	2	40	20.0	30	0
Takeo Spikes	2	12	6.0	7	0
Darryl Williams	1	36	36.0	36t	1
Cory Hall	1	12	12.0	12	0
Chris Carter	1	6	6.0	6	0
Steve Foley	1	1	1.0	1	0
Robert Bean	1	0	0.0	0	0
BENGALS	9	107	11.9	36t	1
OPPONENTS	14	138	9.9	39	0

PUNTING	NO	YDS	AVG	NET	TB	IN-20	LG	BLK.
Daniel Pope	94	3775	40.2	33.1	14	18	57	0
BENGALS	94	3775	40.2	33.1	14	18	57	0
OPPONENTS	80	3338	41.7	35.5	7	30	70	0

PUNT RETURNS	NO	FC	YDS	AVG	LG	TD
Craig Yeast	34	14	225	6.6	27	0
Peter Warrick	7	1	123	17.6	82t	1
Damon Griffin	1	0	9	9.0	9	0
BENGALS	42	15	357	8.5	82t	1
OPPONENTS	40	17	387	9.7	39	0

KICKOFF RETURNS	NO	YDS	AVG	LG	TD
Tremain Mack	50	1036	20.7	50	0
Damon Griffin	8	129	16.1	29	0
Craig Yeast	7	106	15.1	29	0
Curtis Keaton	6	100	16.7	25	0
Steve Bush	3	18	6.0	8	0
Nick Luchey	2	12	6.0	12	0
Rodney Heath	1	22	22.0	22	0
Marco Battaglia	0f	0	—	—	0
BENGALS	77	1423	18.5	50	0
OPPONENTS	42	898	21.4	37	0

FIELD GOALS	1-19	20-29	30-39	40-49	50+
Neil Rackers	0-0	5-5	5-9	2-7	0-0
BENGALS	0-0	5-5	5-9	2-7	0-0
OPPONENTS	3-3	5-6	12-16	6-10	0-1

Opponents: (30G), (30G, 33N, 19G), (30G, 37G, 19G), (40G), (22G, 41G, 33N, 34G), (36G, 28G), (48N, 48N), (18G), (38G, 32G), (39N, 44N, 43G, 35G, 42G, 51N), (38G, 21G, 22G), (44G, 28G), (31N), (—), (28N), (32G, 45G, 41N, 33G).

PASSING	ATT	CMP	YDS	CMP%	YDS/ATT	TD	TD%	INT	INT%	LG	SKD-YDS	RAT
Akili Smith	267	118	1253	44.2	4.69	3	1.1	6	2.2	46	36-191	52.8
Scott Mitchell	187	89	966	47.6	5.17	3	1.6	8	4.3	38	16-82	50.8
BENGALS	454	207	2219	45.6	4.89	6	1.3	14	3.1	46	52-273	52.0
OPPONENTS	538	318	3730	59.1	6.93	26	4.8	9	1.7	77t	26-168	89.4

## USUAL STARTERS

OFFENSE		DEFENSE	
WR	Craig Yeast	LDE	Vaughn Booker
LOT	Rod Jones		Michael Bankston
LG	Matt O'Dwyer	LDT	Oliver Gibson
	Scott Rehberg	RDT	John Copeland
C	Rich Braham	RDE	Michael Bankston
	Brock Gutierrez		John Copeland
RG	Mike Goff	LLB	Steve Foley
ROT	Willie Anderson	MLB	Armegis Spearman
TE	Tony McGee	RLB	Takeo Spikes
WR	Peter Warrick	LCB	Tom Carter
QB	Akili Smith	RCB	Rodney Heath
	Scott Mitchell		Artrell Hawkins
HB	Corey Dillon	SS	Chris Carter
FB	Clif Groce		Cory Hall
	M. Battaglia (TE)	FS	Darryl Williams
	Nick Luchey		

DEFENSE*	ST	AT	TT	SKS-YDS	INT-YDS	PD	FF	FR-YDS
Takeo Spikes	109	19	128	2-16	2-12	4	0	3-0
Darryl Williams	80	21	101	0-0	1-36	5	3	0-0
Armegis Spearman	46	24	70	1-12	0-0	4	0	0-0
Michael Bankston	50	14	64	0-0	0-0	2	0	0-0
Chris Carter	49	11	60	1-9	1-6	2	2	1-0
Oliver Gibson	42	10	52	4-17	0-0	1	0	0-0
Artrell Hawkins	43	4	47	0-0	0-0	9	1	1-12
Rodney Heath	40	4	44	0-0	0-0	12	0	1-0
Tom Carter	36	7	43	0-0	2-40	11	0	0-0
Steve Foley	34	9	43	4-16	1-1	8	2	1-0
Cory Hall	36	5	41	4-32	1-12	2	0	0-0
John Copeland	32	7	39	1-8	0-0	1	0	1-4
Adrian Ross	31	2	33	1-6	0-0	3	0	0-0
Jevon Langford	19	3	22	0-0	0-0	2	0	0-0
Robert Bean	17	2	19	0-0	1-0	6	0	0-0
Tremain Mack	12	6	18	0-0	0-0	2	0	0-0
Vaughn Booker	13	4	17	0-0	0-0	1	0	0-0
Glen Steele	13	4	17	2-17	0-0	0	0	0-0
Mark Roman	15	1	16	0-0	0-0	2	1	0-0
Reinard Wilson	9	6	15	3-16	0-0	1	2	1-3
Tom Barndt	7	5	12	0-0	0-0	0	1	1-0
Canute Curtis	8	2	10	2-9	0-0	0	2	0-0
Brian Simmons	7	2	9	1-10	0-0	0	1	0-0
Billy Granville	2	0	2	0-0	0-0	0	0	0-0

SPECIAL TEAMS*	ST	AT	TT	FF	FR-YDS	BP	BFG	BXP
Artrell Hawkins	9	3	12	0	0-0	0	0	0
Damon Griffin	7	2	9	0	0-0	0	0	0
Billy Granville	6	2	8	0	1-0	0	0	0
Brandon Bennett	7	0	7	0	0-0	0	0	0
Robert Bean	6	0	6	0	0-0	0	0	0
Canute Curtis	6	0	6	0	1-0	0	0	0
Chris Carter	5	1	6	0	0-0	0	0	0

# 2001 STATISTICS

RECORD: 6-10-0

HEAD COACH: DICK LeBEAU

DATE	W-L	SCORE	OPPONENT	ATTENDANCE
9-9-01	W	23-17	NEW ENGLAND	51,521
9-16-01	—	—	at Tennessee.....	RESCHEDULED FOR JAN. 6
9-23-01	W	21-10	BALTIMORE	51,121
9-30-01	L	14-28	at San Diego	56,048
10-7-01	L	7-16	at Pittsburgh	62,335
10-14-01	W	24-14	CLEVELAND	64,217
10-21-01	L	0-24	CHICAGO	63,408
10-28-01	W	31-27	at Detroit	69,343
11-4-01	—	—	— BYE —	
11-11-01	L	13-30	at Jacksonville	57,161
11-18-01	L	7-20	TENNESSEE	63,865
11-25-01	L	0-18	at Cleveland	72,918
12-2-01	L	13-16 (OT)	TAMPA BAY	52,135
12-9-01	L	10-14	JACKSONVILLE	44,920
12-16-01	L	14-15	at N.Y. Jets	77,745
12-23-01	L	0-16	at Baltimore	68,987
12-30-01	W	26-23 (OT)	PITTSBURGH	63,751
1-6-02	W	23-21	at Tennessee	68,798

TEAM STATISTICS	BENGALS	OPPONENTS
TOTAL FIRST DOWNS	294	281
Rushing	96	86
Passing	176	173
Penalty	22	22
3rd Down: Made-Att	93-243	86-225
3rd Down Pct.	38.3	38.2
4th Down: Made-Att	6-23	5-13
4th Down Pct.	26.1	38.5
POSSESSION AVG.	29:16	30:44
TOTAL NET YARDS	4800	4832
Avg. Per Game	300.0	302.0
Total Plays	1071	1013
Avg. Per Play	4.5	4.8
NET YARDS RUSHING	1712	1675
Avg. Per Game	107.0	104.7
Total Rushes	441	453
NET YARDS PASSING	3088	3157
Avg. Per Game	193.0	197.3
Sacked-Yards Lost	28-203	48-320
Gross Yards	3291	3477
Att. Completions	602-322	512-311
Completion Pct.	53.5	60.7
Had Intercepted	26	13
PUNTS-AVG.	86-41.2	86-41.2
Net Punting Avg.	33.6	34.8
PENALTIES-YARDS	103-870	101-837
FUMBLES-BALLS LOST	28-11	33-15
TOUCHDOWNS	25	35
Rushing	11	10
Passing	12	23
Returns	2	2

SCORE BY PERIODS	1	2	3	4	OT	PTS
BENGALS	27	75	56	65	3	226
OPPONENTS	67	83	79	77	3	309

SCORING	TD	TD-R	TD-P	TD-R1	K-PAT	FG	S	PTS
Corey Dillon	13	10	3	0	—	—	0	78
Neil Rackers	0	0	0	0	23-24	17-28	0	74
Ron Dugans	2	0	2	0	—	—	0	14
Darnay Scott	2	0	2	0	—	—	0	12
Danny Farmer	1	0	1	0	—	—	0	6
Chad Johnson	1	0	1	0	—	—	0	6
Jon Kitna	1	1	0	0	—	—	0	6
Tony McGee	1	0	1	0	—	—	0	6
Lorenzo Neal	1	0	1	0	—	—	0	6
Brian Simmons	1	0	1	0	—	—	0	6
Takeo Spikes	1	0	0	1	—	—	0	6
Peter Warrick	1	0	1	0	—	—	0	6
BENGALS	25	11	12	2	23-24	17-28	0	226
OPPONENTS	35	10	23	2	29-31	22-30	1	309

Two-point conversions: Ron Dugans. BENGALS 1-1, OPPONENTS 1-4.

PASSING	ATT	CMP	YDS	CMP%	YDS/ATT	TD	TD%	INT	INT%	LG	SKD-YDS	RAT
Jon Kitna	581	313	3216	53.9	5.54	12	2.1	22	3.8	49	25-185	61.1
Scott Mitchell	12	4	38	33.3	3.17	0	0.0	3	25.0	16	2-15	3.5
Akili Smith	8	5	37	62.5	4.63	0	0.0	0	0.0	14	1-3	73.4
Corey Dillon	1	0	0	0.0	0.00	0	0.0	1	100.0	—	0-0	0.0
BENGALS	602	322	3291	53.5	5.47	12	2.0	26	4.3	49	28-203	58.1
OPPONENTS	512	311	3477	60.7	6.79	23	4.5	13	2.5	47	48-320	85.4

RUSHING	ATT	YDS	AVG	LG	TD
Corey Dillon	340	1315	3.9	96	10
Brandon Bennett	50	232	4.6	36	0
Jon Kitna	27	73	2.7	20	1
Curtis Keaton	5	48	9.6	21	0
Akili Smith	6	20	3.3	6	0
Peter Warrick	8	14	1.8	13	0
Lorenzo Neal	5	10	2.0	4	0
BENGALS	441	1712	3.9	96	11
OPPONENTS	453	1675	3.7	48	10

RECEIVING	REC	YDS	AVG	LG	TD
Peter Warrick	70	667	9.5	33	1
Darnay Scott	57	819	14.4	49	2
Corey Dillon	34	228	6.7	17	3
Chad Johnson	28	329	11.8	28	1
Ron Dugans	28	251	9.0	31	2
T.J. Houshmandzadeh	21	228	10.9	23	0
Brandon Bennett	20	150	7.5	15	0
Lorenzo Neal	19	101	5.3	12	1
Danny Farmer	15	228	15.2	27	1
Tony McGee	14	148	10.6	25	1
Marco Battaglia	13	118	9.1	17	0
Kirk McMullen	2	15	7.5	11	0
Curtis Keaton	1	9	9.0	9	0
BENGALS	322	3291	10.2	49	12
OPPONENTS	311	3477	11.2	47	23

INTERCEPTIONS	NO	YDS	AVG	LG	TD
Kevin Kaesviharn	3	41	13.7	29	0
Artrell Hawkins	3	26	8.7	22	0
Justin Smith	2	28	14.0	21	0
Takeo Spikes	1	66	66.0	66	1
Darryl Williams	1	16	16.0	16	0
Chris Carter	1	10	10.0	10	0
Brian Simmons	1	5	5.0	5	0
Mark Roman	1	0	0.0	0	0
BENGALS	13	192	14.8	66	1
OPPONENTS	26	392	15.1	64	0

PUNTING	NO	YDS	AVG	NET	TB	IN-20	LG	BLK.
Nick Harris	84	3372	40.1	33.9	6	21	57	1
Neil Rackers	1	32	32.0	12.0	1	0	32	0
BENGALS	86	3404	39.6	33.6	7	21	57	1
OPPONENTS	86	3541	41.2	34.8	13	29	76	0

PUNT RETURNS	NO	FC	YDS	AVG	LG	TD
Peter Warrick	18	10	116	6.4	31	0
T.J. Houshmandzadeh	12	5	163	13.6	86	0
Danny Farmer	1	1	11	11.0	11	0
BENGALS	31	16	290	9.4	86	0
OPPONENTS	47	17	374	8.0	24	0

KICKOFF RETURNS	NO	YDS	AVG	LG	TD
Curtis Keaton	42	891	21.2	64	0
T.J. Houshmandzadeh	10	185	18.5	23	0
Brandon Bennett	4	60	15.0	19	0
Rudj Johnson	4	79	19.8	25	0
Brock Gutierrez	2	15	7.5	8	0
BENGALS	62	1230	19.8	64	0
OPPONENTS	46	1157	25.2	101	1

FIELD GOALS	1-19	20-29	30-39	40-49	50+
Neil Rackers	0-0	4-6	8-11	4-9	1-2
BENGALS	0-0	4-6	8-11	4-9	1-2
OPPONENTS	0-0	8-8	6-9	7-11	1-2
Neil Rackers: (36G, 47G, 33G), (43N, 39N, 45N), (—), (51N), (27G, 22N, 42G, 21G), (39N), (47N, 39G), (26G, 52G), (—), (43N, 47N), (23G, 41G), (47G), (—), (—), (32N, 28N, 34G, 31G), (30G, 33G, 34G).					
Opponents: (39G)(38G), (38N), (26G, 42G, 48G), (—), (48G, 43N), (51G, 24G), (—), (41G, 37G), (23G, 27G, 23G, 33G), (43N, 38G, 48G, 51N, 21G), (44N), (40N, 24G, 34N), (43G, 29G, 33N, 43G), (38G), (—).					

## USUAL STARTERS

OFFENSE		DEFENSE	
WR	Darnay Scott	LDE	Vaughn Booker
LOT	Richmond Webb	LDT	Oliver Gibson
LG	Matt O'Dwyer	RDT	Tony Williams
C	Rich Braham	RDE	Justin Smith
RG	Mike Goff	LLB	Steve Foley
ROT	Willie Anderson	MLB	Brian Simmons
TE	Tony McGee	RLB	Takeo Spikes
WR	Peter Warrick	LCB	Mark Roman
QB	Jon Kitna	RCB	Artrell Hawkins
HB	Corey Dillon	SS	JoJuan Armour
FB	Lorenzo Neal	FS	Cory Hall

DEFENSE*	ST	AT	TT	SKS-YDS	INT-YDS	PD	FF	FR-YDS
Takeo Spikes	80	29	109	6-58	1-66	5	1	0-0
Brian Simmons	51	32	83	6.5-41	1-5	5	2	0-0
Artrell Hawkins	49	10	59	0-0	3-26	6	2	1-0
Oliver Gibson	45	10	55	3-16	0-0	3	0	1-0
Justin Smith	41	13	54	8.5-76	2-28	5	0	0-0
Mark Roman	44	7	51	2-10	1-0	7	0	1-(-1)
Chris Carter	34	15	49	0-0	1-10	6	0	1-12
JoJuan Armour	36	11	47	0-0	0-0	3	0	0-0
Cory Hall	31	16	47	0-0	0-0	3	0	1-73
Robert Bean	39	3	42	0-0	0-0	5	1	0-0
Vaughn Booker	34	6	40	1.5-8	0-0	2	1	0-0
Steve Foley	25	14	39	0-0	0-0	0	2	0-0
Tony Williams	15	23	38	5-25	0-0	1	0	2-0
Reinard Wilson	26	11	37	9-47.5	0-0	3	1	2-0
Kevin Kaesviharn	22	3	25	0-0	3-41	6	0	0-0
Darryl Williams	19	6	25	3.5-22	1-16	2	1	1-0
Bernard Whittington	17	4	21	0-0	0-0	1	0	0-0
Rodney Heath	16	3	19	0-0	0-0	4	1	1-0
Canute Curtis	11	8	19	0-0	0-0	1	0	0-0
Glen Steele	5	10	10	1-4.5	0-0	1	1	1-0
Adrian Ross	4	5	9	1-6	0-0	0	0	0-0
Tom Carter	7	0	7	0-0	0-0	3	0	0-0
Ligarius Jennings	6	0	6	0-0	0-0	0	0	0-0
Jevon Langford	3	0	3	0-0	0-0	0	0	0-0
Mario Mondso	1	0	1	0-0	0-0	0	0	0-0
(team)	—	—	—	—	1-6	—	—	—

SPECIAL TEAMS*	ST	AT	TT	FF	FR-YDS	BP	BFG	BXP
Ron Dugans	14	3	17	0	0-0	0	0	0
Adrian Ross	11	2	13	0	0-0	0	0	0
Chris Carter	8	2	10	0	1-0	0	0	0
Canute Curtis	4	6	10</					

# 2002 STATISTICS

RECORD: 2-14-0

HEAD COACH: DICK LeBEAU

DATE	W-L	SCORE	OPPONENT	ATTENDANCE
9-8-02	L	6-34	SAN DIEGO	53,705
9-15-02	L	7-20	at Cleveland	73,358
9-22-02	L	3-30	at Atlanta	68,129
9-29-02	L	7-35	TAMPA BAY	57,234
10-6-02	L	21-28	at Indianapolis	56,570
10-13-02	L	7-34	PITTSBURGH	63,900
10-20-02			— BYE —	
10-27-02	L	24-30	TENNESSEE	52,822
11-3-02	W	38-3	at Houston	69,827
11-10-02	L	27-38	at Baltimore	69,024
11-17-02	L	20-27	CLEVELAND	64,060
11-24-02	L	21-29	at Pittsburgh	60,473
12-1-02	L	23-27	BALTIMORE	44,878
12-8-02	L	31-52	at Carolina	66,799
12-15-02	L	15-29	JACKSONVILLE	42,092
12-22-02	W	20-13	NEW ORLEANS	43,544
12-29-02	L	9-27	at Buffalo	47,850

TEAM STATISTICS	BENGALS	OPPONENTS
TOTAL FIRST DOWNS	315	315
Rushing	105	104
Passing	186	182
Penalty	24	29
3rd Down: Made-Att	87-223	83-199
3rd Down Pct.	39.0	41.7
4th Down: Made-Att	11-30	7-14
4th Down Pct.	36.7	50.0
POSSESSION AVG.	28:55	31:05
TOTAL NET YARDS	5206	5265
Avg. Per Game	325.4	329.1
Total Plays	1054	976
Avg. Per Play	4.9	5.4
NET YARDS RUSHING	1730	2003
Avg. Per Game	108.1	125.2
Total Rushes	426	498
NET YARDS PASSING	3476	3262
Avg. Per Game	217.3	203.9
Sacked-Yards Lost	37-256	24-153
Gross Yards	3732	3415
Att.-Completions	591-350	454-287
Completion Pct.	59.2	63.2
Had Intercepted	22	9
PUNTS-AVG	73-38.2	65-41.8
Net Punting Avg.	28.7	37.9
PENALTIES-YARDS	99-884	101-867
FUMBLES-BALLS LOST	26-13	21-11
TOUCHDOWNS	34	55
Rushing	13	16
Passing	17	30
Returns	4	9

SCORE BY PERIODS	1	2	3	4	OT	PTS
BENGALS	61	91	50	77	0	279
OPPONENTS	110	157	95	94	0	456

SCORING	TD	TD-R	TD-P	TD-R	K-PAT	FG	S	PTS
Neil Rackers	0	0	0	0	30-32	15-18	0	75
Corey Dillon	7	7	0	0	—	—	0	42
Peter Warrick	6	0	6	0	—	—	0	36
Chad Johnson	5	0	5	0	—	—	0	30
Jon Kitna	4	4	0	0	—	—	0	24
Nick Luchey	2	2	0	0	—	—	0	12
Matt Schobel	2	0	2	0	—	—	0	12
Michael Westbrook	2	0	2	0	—	—	0	12
Brandon Bennett	1	0	0	1	—	—	0	6
Artrell Hawkins	1	0	0	1	—	—	0	6
T.J. Houshmandzadeh	1	0	1	0	—	—	0	6
Lorenzo Neal	1	0	1	0	—	—	0	6
Brian Simmons	1	0	0	1	—	—	0	6
Takeo Spikes	1	0	0	1	—	—	0	6
BENGALS	34	13	17	4	30-32	15-18	0	279
OPPONENTS	55	16	30	9	51-52	23-31	1	456

Two-point conversions: None. BENGALS 0-2, OPPONENTS 2-3.

PASSING	ATT	CMP	YDS	CMP%	YDS/ATT	TD	TD%	INT	INT%	LG	SKD-YDS	RAT
Jon Kitna	473	294	3178	62.2	6.72	16	3.4	16	3.4	72t	24-159	79.1
Gus Frerotte	85	44	437	51.8	5.14	1	1.2	5	5.9	51	10-74	46.1
Akili Smith	33	12	117	36.4	3.55	0	0.0	1	3.0	24	3-23	34.5
BENGALS	591	350	3732	59.2	6.31	17	2.9	22	3.7	72t	37-256	71.8
OPPONENTS	454	287	3415	63.2	7.52	30	6.6	9	2.0	69	24-153	99.9

RUSHING	ATT	YDS	AVG	LG	TD
Corey Dillon	314	1311	4.2	67t	7
Brandon Bennett	33	155	4.7	29	0
Rudi Johnson	17	67	3.9	13	0
Nick Luchey	12	59	4.9	10	2
Jon Kitna	24	57	2.4	12t	4
Lorenzo Neal	9	31	3.4	9	0
Gus Frerotte	4	22	5.5	9	0
Peter Warrick	8	22	2.8	11	0
Akili Smith	4	5	1.3	3	0
Michael Westbrook	1	1	1.0	1	0
BENGALS	426	1730	4.1	67t	13
OPPONENTS	498	2003	4.0	41t	16

RECEIVING	REC	YDS	AVG	LG	TD
Chad Johnson	69	1166	16.9	72t	5
Peter Warrick	53	606	11.4	37t	6
Ron Dugans	47	421	9.0	31	0
Corey Dillon	43	298	6.9	19	0
T.J. Houshmandzadeh	41	492	12.0	31	1
Matt Schobel	27	212	7.9	20t	2
Lorenzo Neal	21	133	6.3	15	1
Brandon Bennett	18	109	6.1	15	0
Danny Farmer	9	115	12.8	51	0
Michael Westbrook	8	94	11.8	26t	2
Nick Luchey	7	46	6.6	15	0
Rudi Johnson	6	34	5.7	14	0
Tony Stewart	1	6	6.0	6	0
BENGALS	350	3732	10.7	72t	17
OPPONENTS	287	3415	11.9	69	30

INTERCEPTIONS	NO	YDS	AVG	LG	TD
Artrell Hawkins	2	102	51.0	102t	1
Kevin Kaesviharn	2	17	8.5	17	0
Brian Simmons	1	51	51.0	51t	1
Oliver Gibson	1	6	6.0	6	0
Jeff Burris	1	5	5.0	5	0
Lamont Thompson	1	4	4.0	4	0
Cory Hall	1	2	2.0	2	0
BENGALS	9	187	20.8	102t	2
OPPONENTS	22	428	19.5	98t	3

PUNTING	NO	YDS	AVG	NET	TB	IN-20	LG	BLK.
Nick Harris	65	2608	40.1	31.4	4	11	57	1
Neil Rackers	5	162	32.4	1.8	0	0	46	0
Travis Dorsch	2	17	8.5	6.5	0	1	19	0
BENGALS	73	2787	38.2	28.7	4	12	57	1
OPPONENTS	65	2714	41.8	37.9	6	24	64	0

PUNT RETURNS	NO	FC	YDS	AVG	LG	TD
T.J. Houshmandzadeh	24	4	117	4.9	34	0
Peter Warrick	4	0	14	3.5	10	0
Jeff Burris	0	1	0	—	—	0
Danny Farmer	0	4	0	—	—	0
BENGALS	28	9	131	4.7	34	0
OPPONENTS	41	8	611	14.9	95t	3

KICKOFF RETURNS	NO	YDS	AVG	LG	TD
Brandon Bennett	49	1231	25.1	94t	1
T.J. Houshmandzadeh	13	288	22.2	44	0
Rudi Johnson	13	277	21.3	42	0
Lorenzo Neal	5	52	10.4	17	0
Nick Luchey	3	40	13.3	17	0
Ron Dugans	1	6	6.0	6	0
Brock Gutierrez	1	11	11.0	11	0
BENGALS	85	1905	22.4	94t	1
OPPONENTS	57	1191	20.9	99t	1

FIELD GOALS	1-19	20-29	30-39	40-49	50+
Neil Rackers	2-2	5-5	3-3	3-5	2-3
BENGALS	2-2	5-5	3-3	3-5	2-3
OPPONENTS	0-0	7-8	8-11	7-9	1-3

Opponents: (28G, 27G), (52G, 45G), (44G, 26G, 34G), (—), (—), (34G, 32N, 30G), (33G, 28G, 46G), (23G, 46B, 53N), (33G), (24N, 27G, 40G), (33G, 51N, 43G, 45G), (49N, 38N), (—), (—), (38G, 33N, 43G), (32G, 25G).

USUAL STARTERS			
OFFENSE		DEFENSE	
WR	Chad Johnson	LDE	Bernard Whittington
LOT	Levi Jones	LDT	Oliver Gibson
LG	Matt O'Dwyer		Glen Steele
C	Rich Braham	RDT	Tony Williams
RG	Mike Goff	RDE	Justin Smith
ROT	Willie Anderson	LLB	Canute Curtis
TE	Matt Schobel	MLB	Brian Simmons
WR	Peter Warrick	RLB	Takeo Spikes
QB	Jon Kitna	LCB	Jeff Burris
HB	Corey Dillon	RCB	Artrell Hawkins
FB	Lorenzo Neal	SS	JoJuan Armour, Marquand Manuel
		FS	Cory Hall

DEFENSE*	ST	AT	TT	SKS-YDS	INT-YDS	PD	FF	FR-YDS
Takeo Spikes	81	32	113	1.5-12	0-0	1	1	4-45
Brian Simmons	65	21	86	3-12	1-51	7	0	0-0
Artrell Hawkins	69	7	76	2-12	2-102	6	1	2-19
Jeff Burris	50	12	62	0-0	1-5	11	2	1-32
Justin Smith	48	13	61	6.5-56	0-0	3	2	0-0
Cory Hall	43	15	58	2-6	1-2	1	1	0-0
JoJuan Armour	32	20	52	0-0	0-0	2	1	0-0
Kevin Kaesviharn	43	7	50	0-0	2-17	10	1	0-0
Canute Curtis	38	8	46	0-0	0-0	0	0	0-0
Tony Williams	30	12	42	5-34	0-0	0	0	0-0
Bernard Whittington	22	14	36	1-3	0-0	0	0	2-0
Marquand Manuel	26	8	34	0-0	0-0	2	1	0-0
Mark Roman	23	7	30	0-0	0-0	1	1	0-0
Oliver Gibson	19	10	29	0-0	1-6	2	0	0-0
Glen Steele	15	13	28	0-0	0-0	1	0	0-0
Adrian Ross	17	3	20	0-0	0-0	1	0	0-0
Reinard Wilson	11	2	13	0-0	0-0	2	0	0-0
Lamont Thompson	10	0	10	0-0	1-4	1	0	0-0
Vaughn Booker	5	2	7	0-0	0-0	1	0	0-0
Reggie Myles	4	0	4	0-0	0-0	0	0	0-0
Jason Perry	2	2	4	0-0	0-0	0	0	1-15
Ligarius Jennings	1	2	3	0-0	0-0	1	0	0-0
Eric Ogbogu	1	2	3	0-0	0-0	0	0	0-0
(team)	—	—	—	3-18	—	—	—	—

SPECIAL TEAMS*	ST	AT	TT	FF	FR-YDS	BP	BFG	BXP
Ron Dugans	12	3	15	0	0-0	0	0	0
Brandon Bennett	10	0	10	0	0-0	0	0	0
JoJuan Armour	6	2	8	0	0-0	0	1	0
Marquand Manuel	6	2	8	0	0-0	0	0	0
Brad St. Louis	6	2	8	0	0-0	0	0	0
Ligarius Jennings	5	1	6	0	0-0	0	0	0
Riall Johnson	4	2	6	0	0-0	0	0	0
Reggie Myles	4	2	6	0	0-0	0	0	0
Canute Curtis	4	1	5	0	0-0	0	0	0
Adrian Ross	4	1	5	0	0-0	0	0	0
Cory Hall	4	0	4	0	0-0	0	0	0
Neil Rackers	3	1	4	0	0-0	0	0	0
Chris Edmonds	3	0	3	0	0-0	0	0	0
Lorenzo Neal	3	0	3	0	0-0	0	0	0
Lamont Thompson	2	1	3	0	0-0	0	0	0
Jeff Burris	2	0	2	0	0-0	0	0	0
Kevin Kaesviharn	2	0	2	0	0-0	0	0	0
Armegis Spearman	2	0	2	0	0-0	0	0	0
Sean Brewer	1	0	1	0	0-0	0	0	0
T.J. Houshmandzadeh	1	0	1	0	0-0	0	0	0
Nick Luchey	1	0	1	0	0-0	0	0	0
Mark Roman	1	0	1	0	0-0	0	0	0
Peter Warrick	1	0	1	0	0-0	0	0	0
Reinard Wilson	1	0	1	0	0-0	0	0	0

MISCELLANEOUS DEFENSE*	ST	AT	TT	FF	FR-YDS
------------------------	----	----	----	----	--------

# 2003 STATISTICS

RECORD: 8-8-0

HEAD COACH: MARVIN LEWIS

DATE	W-L	SCORE	OPPONENT	ATTENDANCE
9-7-03	L	10-30	DENVER	63,820
9-14-03	L	20-23	at Oakland	50,135
9-21-03	L	10-17	PITTSBURGH	64,596
9-28-03	W	21-14	at Cleveland	73,428
10-5-03	L	16-22 (OT)	at Buffalo	72,615
10-12-03			— BYE —	
10-19-03	W	34-26	BALTIMORE	53,553
10-26-03	W	27-24	SEATTLE	52,131
11-2-03	L	14-17	at Arizona	23,531
11-9-03	W	34-27	HOUSTON	50,437
11-16-03	W	24-19	KANSAS CITY	64,923
11-23-03	W	34-27	at San Diego	52,069
11-30-03	W	24-20	at Pittsburgh	58,797
12-7-03	L	13-31	at Baltimore	69,468
12-14-03	W	41-38	SAN FRANCISCO	64,666
12-21-03	L	10-27	at St. Louis	66,061
12-28-03	L	14-22	CLEVELAND	65,362

TEAM STATISTICS		BENGALS	OPPONENTS
TOTAL FIRST DOWNS	313	320	
Rushing	101	119	
Passing	181	177	
Penalty	31	24	
3rd Down: Made-Att	102-228	85-206	
3rd Down Pct.	44.7	41.3	
4th Down: Made-Att	5-11	9-14	
4th Down Pct.	45.5	64.3	
POSSESSION AVG.	30:52	29:08	
TOTAL NET YARDS	5329	5620	
Avg. Per Game	333.1	351.3	
Total Plays	1038	999	
Avg. Per Play	5.1	5.6	
NET YARDS RUSHING	1987	2218	
Avg. Per Game	124.2	138.6	
Total Rushes	481	461	
NET YARDS PASSING	3342	3402	
Avg. Per Game	208.9	212.6	
Sacked-Yards Lost	37-249	30-196	
Gross Yards	3591	3598	
Att.-Completions	520-324	508-297	
Completion Pct.	62.3	58.5	
Had Intercepted	15	14	
PUNTS-AVG.	77-39.5	67-42.5	
Net Punting Avg.	32.2	35.1	
PENALTY-YARDS	107-846	108-921	
FUMBLES-BALLS LOST	16-7	26-10	
TOUCHDOWNS	40	43	
Rushing	12	18	
Passing	26	23	
Returns	2	2	

SCORE BY PERIODS		1	2	3	4	OT	PTS
BENGALS	83	115	49	99	0	0	346
OPPONENTS	71	117	74	116	6	0	384

SCORING		TD	TD-R	TD-P	TD-Rt	K-PAT	FG	S	PTS
Shayne Graham	0	0	0	0	40-40	22-25	0	0	106
Chad Johnson	10	0	10	0	—	—	—	—	60
Rudi Johnson	9	9	0	0	—	—	—	—	54
Peter Warrick	8	0	7	1	—	—	—	—	48
Kelley Washington	4	0	4	0	—	—	—	—	24
Corey Dillon	2	2	0	0	—	—	—	—	12
Jeremi Johnson	2	1	1	0	—	—	—	—	12
Matt Schobel	2	0	2	0	—	—	—	—	12
Brandon Bennett	1	0	1	0	—	—	—	—	6
Kevin Hardy	1	0	0	1	—	—	—	—	6
Reggie Kelly	1	0	1	0	—	—	—	—	6
BENGALS	40	12	26	2	40-40	22-25	0	0	346
OPPONENTS	43	18	23	2	38-38	28-33	0	0	384

Two-point conversions: None. BENGALS 0-0, OPPONENTS 2-4.

PASSING	ATT	CMP	YDS	CMP%	YDS/ATT	TD	TD%	INT	INT%	LG	SKD-YDS	RAT
Jon Kitna	520	324	3591	62.3	6.91	26	5.0	15	2.9	82t	37-249	87.4
BENGALS	520	324	3591	62.3	6.91	26	5.0	15	2.9	82t	37-249	87.4
OPPONENTS	508	297	3598	58.5	7.08	23	4.5	14	2.8	73t	30-196	83.9

RUSHING	ATT	YDS	AVG	LG	TD
Rudi Johnson	215	957	4.5	54	9
Corey Dillon	138	541	3.9	39	2
Brandon Bennett	56	173	3.1	19	0
Peter Warrick	18	157	8.7	50	0
Jon Kitna	38	113	3.0	15	0
Jeremi Johnson	15	41	2.7	12	1
Kelley Washington	1	5	5.0	5	0
BENGALS	481	1987	4.1	54	12
OPPONENTS	461	2218	4.8	78t	18

RECEIVING	REC	YDS	AVG	LG	TD
Chad Johnson	90	1355	15.1	82t	10
Peter Warrick	79	819	10.4	77t	7
Brandon Bennett	25	176	7.0	16	1
Matt Schobel	24	332	13.8	45t	2
Kelley Washington	22	299	13.6	51t	4
Tony Stewart	21	212	10.1	21	0
Rudi Johnson	21	146	7.0	17	0
Jeremi Johnson	15	82	5.5	16	1
Reggie Kelly	13	81	6.2	13	1
Corey Dillon	11	71	6.5	14	0
Kevin Walter	3	18	6.0	9	0
BENGALS	324	3591	11.1	82t	26
OPPONENTS	297	3598	12.1	73t	23

INTERCEPTIONS	NO	YDS	AVG	LG	TD
Tory James	4	56	14.0	31	0
Jeff Burris	2	17	8.5	17	0
Brian Simmons	2	14	7.0	13	0
Rogers Beckett	2	11	5.5	11	0
Kevin Kaesviharn	1	10	10.0	10	0
Artrell Hawkins	1	8	8.0	8	0
Terrell Roberts	1	6	6.0	6	0
Mark Roman	1	1	1.0	1	0
BENGALS	14	123	8.8	31	0
OPPONENTS	15	225	15.0	83t	2

PUNTING	NO	YDS	AVG	NET	TB	IN-20	LG	BLK.
Kyle Richardson	49	1961	40.0	33.5	5	9	58	0
Nick Harris	28	1084	38.7	30.0	3	5	53	0
BENGALS	77	3045	39.5	32.2	8	14	58	0
OPPONENTS	67	2845	42.5	35.1	8	21	72	0

PUNT RETURNS	NO	FC	YDS	AVG	LG	TD
Peter Warrick	25	8	273	10.9	68t	1
Jeff Burris	5	0	58	11.6	34	0
Brandon Bennett	30	8	331	11.0	68t	1
OPPONENTS	47	7	403	8.6	37	0

KICKOFF RETURNS	NO	YDS	AVG	LG	TD
Brandon Bennett	53	1146	21.6	46	0
Terrell Roberts	7	128	18.3	23	0
Kenny Watson	7	113	16.1	27	0
Rudi Johnson	2	23	11.5	15	0
Carl Powell	2	33	16.5	20	0
Jeremi Johnson	1	16	16.0	16	0
Glen Steele	1	2	2.0	2	0
Tony Stewart	1	13	13.0	13	0
BENGALS	74	1474	19.9	46	0
OPPONENTS	71	1470	20.7	45	0

FIELD GOALS	1-19	20-29	30-39	40-49	50+
Shayne Graham	0-0	5-5	10-10	7-8	0-2
BENGALS	0-0	5-5	10-10	7-8	0-2
OPPONENTS	1-1	11-12	9-11	5-7	2-2
Shayne Graham: (26G), (31G, 22G), (44G), (—), (39G, 37G, 54N, 30G), (44G, 37G), (30G, 25G), (—), (40G, 40G), (27G, 48N), (37G, 47G), (44G), (25G, 38G), (34G, 30G), (48G), (52N).					
Opponents: (51G, 27G, 39G), (40G, 26G, 39G), (24N, 33G), (35N), (27G, 38G, 29G), (25G), (27G, 49B), (31G, 34N), (45G, 33G), (37G, 39G, 44N), (48G, 26G), (23G, 39G), (22G), (23G), (26G, 50G), (42G, 42G, 18G).					

## USUAL STARTERS

OFFENSE		DEFENSE	
WR	Peter Warrick	LDE	Duane Clemons
LOT	Levi Jones	LDT	John Thornton
LG	Eric Steinbach	RDT	Tony Williams
C	Rich Braham	RDE	Justin Smith
RG	Mike Goff	SLB	Adrian Ross
ROT	Willie Anderson	MLB	Kevin Hardy
TE	Reggie Kelly	WLB	Brian Simmons
WR	Chad Johnson	LCB	Jeff Burris
QB	Jon Kitna		Artrell Hawkins
HB	Corey Dillon	RCB	Tory James
FB	Jeremi Johnson	SS	Rogers Beckett, Kevin Kaesviharn
		FS	Mark Roman

DEFENSE*	ST	AT	TT	SKS-YDS	INT-YDS	PD	FF	FR-YDS
Brian Simmons	72	31	103	1.5-9	2-14	6	2	4-13
Kevin Hardy	59	33	92	1.5-11	0-0	4	1	1-10
Mark Roman	55	19	74	0.5-5	1-1	7	1	0-0
Rogers Beckett	50	17	67	3-24	2-11	5	1	0-0
Tory James	57	6	63	1-1	4-56	18	0	0-0
Justin Smith	41	19	60	5-16.5	0-0	3	1	0-0
Artrell Hawkins	50	5	55	0-0	1-8	6	1	0-0
Adrian Ross	33	21	54	0-0	0-0	2	0	0-0
Kevin Kaesviharn	42	9	51	1-8	1-10	4	0	0-0
Duane Clemons	35	7	42	6-46	0-0	4	1	1-0
Tony Williams	28	10	38	2-9	0-0	1	1	1-(-1)
Jeff Burris	33	3	36	0-0	2-17	6	1	0-0
John Thornton	19	12	31	6-42	0-0	3	1	2-2
Oliver Gibson	17	7	24	0.5-3.5	0-0	3	0	0-0
Glen Steele	17	5	22	0.5-5.5	0-0	0	0	0-0
Carl Powell	10	10	20	0.5-2.5	0-0	1	1	1-0
Terrell Roberts	13	3	16	1-13	1-6	1	1	0-0
Marquand Manuel	9	2	11	0-0	0-0	1	0	0-0
Dwayne Levels	5	5	10	0-0	0-0	0	0	0-0
Riall Johnson	2	6	8	0-0	0-0	0	0	0-0
Reggie Myles	4	0	4	0-0	0-0	0	0	0-0

SPECIAL TEAMS*	ST	AT	TT	FF	FR-YDS	BP	BFG	BXP
Rogers Beckett	12	4	16	1	0-0	0	0	0
Reggie Myles	12	4	16	0	0-0	0	0	0
Riall Johnson	11	2	13	0	0-0	0	0	0
Kevin Kaesviharn	10	3	13	0	0-0	0	0	0
Khalid Abdullah	8	2	10	0	0-0	0	0	0
Brandon Bennett	6	2	8	0	0-0	0	0	0
Brad St. Louis	7	0	7	0	0-0	0	0	0
Shayne Graham	5	1	6	0	0-0	0	0	0
Kevin Walter	3	3	6	0	0-0	0	0	0
Dwayne Levels	5	0	5	0	0-0	0	0	0
Marquand Manuel	3	2	5	0	0-0	0	0	0
Tory James	4	0	4	0	0-0	0	0	0
Terrell Roberts	4	0	4	0	0-0	0	0	0
Kenny Watson	4	0	4	0	0-0	0	0	0
Jeff Burris	3	1	4	0	0-0	0	0	0
Chris Edmonds	2	2	4	0	0-0	0	0	0
Adrian Ross	3	0	3	0	0-0	0	0	0
Tony Stewart	3	0	3	0	0-0	0	0	0
Artrell Hawkins	1	2	3	0	0-0	0	0	0
Frank Chamberlin	1	0	1	0	0-0	0	0	0
John Thornton	0	0	0	0	0-0	0	1	0

MISCELLANEOUS DEFENSE*	ST	AT	TT	FF	FR-YDS
Peter Warrick	4	0	4	0	0-0
Brandon Bennett	2	0	2	0	0-0
Levi Jones	2	0	2	0	0-0
Matt Schobel	2	0	2	0	0-0
Mike Goff	1	0	1	0	0-0
Chad Johnson	1	0	1	0	0-0
Rudi Johnson	1	0	1	0	0-0
Jon Kitna	1	0	1	0	0-0
Scott Rehberg	1	0	1	0	0-0
Eric Steinbach	1	0	1	0	0-0

\* NOTE: All defensive statistics above are press box statistics produced at the games.



# 2004 STATISTICS

RECORD: 8-8-0

HEAD COACH: MARVIN LEWIS

DATE	W-L	SCORE	OPPONENT	ATTENDANCE
9-12-04	L	24-31	at N.Y. Jets	77,230
9-19-04	W	16-13	MIAMI	65,705
9-26-04	L	9-23	BALTIMORE	65,575
10-3-04	L	17-28	at Pittsburgh	62,402
10-10-04			— BYE —	
10-17-04	L	17-34	at Cleveland	73,263
10-25-04	W	23-10	DENVER	65,806
10-31-04	L	20-27	at Tennessee	68,932
11-7-04	W	26-3	DALLAS	65,721
11-14-04	W	17-10	at Washington	87,786
11-21-04	L	14-19	PITTSBURGH	65,780
11-28-04	W	58-48	CLEVELAND	65,677
12-5-04	W	27-26	at Baltimore	69,695
12-12-04	L	28-35	at New England	68,756
12-19-04	L	17-33	BUFFALO	65,378
12-26-04	W	23-22	N.Y. GIANTS	64,606
1-2-05	W	38-10	at Philadelphia	67,074

TEAM STATISTICS	BENGALS	OPPONENTS
TOTAL FIRST DOWNS	286	303
Rushing	93	123
Passing	172	158
Penalty	21	22
3rd Down: Made-Att	88-219	80-218
3rd Down Pct.	40.2	36.7
4th Down: Made-Att	6-12	5-15
4th Down Pct.	50.0	33.3
POSSESSION AVG.	29:20	30:40
TOTAL NET YARDS	5140	5365
Avg. Per Game	321.3	335.3
Total Plays	1004	1031
Avg. Per Play	5.1	5.2
NET YARDS RUSHING	1839	2062
Avg. Per Game	114.9	128.9
Total Rushes	437	474
NET YARDS PASSING	3301	3303
Avg. Per Game	206.3	206.4
Sacked-Yards Lost	31-219	37-257
Gross Yards	3520	3560
Att.-Completions	536-324	520-313
Completion Pct.	60.4	60.2
Had Intercepted	22	20
PUNTS-AVG.	84-41.7	79-41.9
Net Punting Yards	35.5	35.7
PENALTIES-YARDS	103-810	106-887
FUMBLES-BALLS LOST	17-10	40-16
TOUCHDOWNS	42	41
Rushing	14	11
Passing	23	23
Returns	5	7

SCORE BY PERIODS	1	2	3	4	OT	PTS
BENGALS	69	108	96	101	0	374
OPPONENTS	75	117	82	98	0	372

SCORING	TD	TD-R	TD-P	TD-R	K-PAT	FG	S	PTS
Shayne Graham	0	0	0	0	41-41	27-31	0	122
Rudi Johnson	12	12	0	0	—	—	0	72
Chad Johnson	9	0	9	0	—	—	0	54
T.J. Houshmandzadeh	4	0	4	0	—	—	0	24
Matt Schobel	4	0	4	0	—	—	0	24
Kelley Washington	3	0	3	0	—	—	0	18
Robert Geathers	1	0	0	1	—	—	0	6
Jeremi Johnson	1	0	1	0	—	—	0	6
Kevin Kaesviharn	1	0	0	1	—	—	0	6
Kyle Larson	1	1	0	0	—	—	0	6
Deltha O'Neal	1	0	0	1	—	—	0	6
Carson Palmer	1	1	0	0	—	—	0	6
Brian Simmons	1	0	0	1	—	—	0	6
Tony Stewart	1	0	1	0	—	—	0	6
Kenny Watson	1	0	1	0	—	—	0	6
Madieu Williams	1	0	0	1	—	—	0	6
BENGALS	42	14	23	5	41-41	27-31	0	374
OPPONENTS	41	11	23	7	40-40	28-31	1	372

Two-point conversions: None. BENGALS 0-1, OPPONENTS 0-1.

PASSING	ATT	CMP	YDS	CMP%	YDS/ATT	TD	TD%	INT	INT%	LG	SKD-YDS	RAT
Carson Palmer	432	263	2897	60.9	6.71	18	4.2	18	4.2	76t	25-178	77.3
Jon Kitna	104	61	623	58.7	5.99	5	4.8	4	3.8	30	6-41	75.9
BENGALS	536	324	3520	60.4	6.57	23	4.3	22	4.1	76t	31-219	77.0
OPPONENTS	520	313	3560	60.2	6.85	23	4.4	20	3.8	99t	37-257	79.5

RUSHING	ATT	YDS	AVG	LG	TD
Rudi Johnson	361	1454	4.0	52	12
Kenny Watson	26	161	6.2	25	0
T.J. Houshmandzadeh	6	51	8.5	16	0
Carson Palmer	18	47	2.6	14	1
Jon Kitna	10	42	4.2	15	0
Chad Johnson	4	39	9.8	18	0
Cliff Russell	3	15	5.0	13	0
Peter Warrick	2	14	7.0	8	0
Kyle Larson	1	11	11.0	11t	1
Jeremi Johnson	3	5	1.7	4	0
Chris Perry	2	1	0.5	1	0
Kelley Washington	1	-1	-1.0	-1	0
BENGALS	437	1839	4.2	52	14
OPPONENTS	474	2062	4.4	75t	11

RECEIVING	REC	YDS	AVG	LG	TD
Chad Johnson	95	1274	13.4	53t	9
T.J. Houshmandzadeh	73	978	13.4	62	4
Kelley Washington	31	378	12.2	28	3
Kenny Watson	25	171	6.8	21	1
Matt Schobel	21	201	9.6	76t	4
Jeremi Johnson	16	53	3.3	9	1
Reggie Kelly	15	85	5.7	14	0
Rudi Johnson	15	84	5.6	30	0
Peter Warrick	11	127	11.5	30	0
Tony Stewart	10	48	4.8	9	1
Kevin Walter	8	67	8.4	18	0
Chris Perry	3	33	11.0	13	0
Cliff Russell	1	21	21.0	21	0
BENGALS	324	3520	10.9	76t	23
OPPONENTS	313	3560	11.4	99t	23

INTERCEPTIONS	NO	YDS	AVG	LG	TD
Tory James	8	66	8.3	23	0
Deltha O'Neal	4	60	15.0	31t	1
Madieu Williams	3	51	17.0	51t	1
Brian Simmons	2	61	30.5	50t	1
Robert Geathers	1	36	36.0	36t	1
Kim Herring	1	0	0.0	0	0
Carl Powell	1	-2	-2.0	-2	0
BENGALS	20	272	13.6	51t	4
OPPONENTS	22	446	20.3	62t	4

PUNTING	NO	YDS	AVG	NET	TB	IN-20	LG	BLK.
Kyle Larson	83	3499	42.2	35.5	7	21	66	1
BENGALS	84	3499	41.7	35.5	7	21	66	1
OPPONENTS	79	3309	41.9	35.7	8	23	69	0

PUNT RETURNS	NO	FC	YDS	AVG	LG	TD
Keiwan Ratliff	17	5	207	12.2	49	0
T.J. Houshmandzadeh	11	7	88	8.0	28	0
Deltha O'Neal	7	6	33	4.7	17	0
BENGALS	35	18	328	9.4	49	0
OPPONENTS	51	10	378	7.4	63	0

KICKOFF RETURNS	NO	YDS	AVG	LG	TD
Cliff Russell	39	872	22.4	40	0
Kenny Watson	13	240	18.5	32	0
T.J. Houshmandzadeh	10	227	22.7	32	0
Tony Stewart	3	20	6.7	10	0
Reggie Kelly	1	14	14.0	14	0
Langston Moore	1	15	15.0	15	0
Deltha O'Neal	1	15	15.0	15	0
BENGALS	68	1403	20.6	40	0
OPPONENTS	80	1573	19.7	41	0

FIELD GOALS	1-19	20-29	30-39	40-49	50+
Shayne Graham	0-0	7-7	10-12	7-8	3-4
BENGALS	0-0	7-7	10-12	7-8	3-4
OPPONENTS	0-0	13-13	8-8	7-10	0-0
Shayne Graham: (22G), (38N, 48G, 36G, 39G), (29G, 47G, 26G), (34G), (32G, 44N), (53G, 34G, 35G), (28G, 50G), (35G, 47G, 45G), (30G)(41G), (—), (21G, 32G, 36G), (53N, 41G, 24G), (—), (24G), (42G), (37N, 50G).					
Opponents: (21G), (43G, 47G), (21G), (—), (23G, 33G), (49N, 29G), (23G, 45G), (24G), (47N, 33G), (32G), (23G, 29G), (20G, 22G, 38G, 45G), (—), (23G, 39G, 21G, 33G), (31G, 36G, 44G, 41G, 28G), (45N, 46G).					

## USUAL STARTERS

OFFENSE		DEFENSE	
WR	Chad Johnson	LDE	Duane Clemons
LOT	Levi Jones	LDT	John Thornton
LG	Eric Steinbach	RDT	Tony Williams,
C	Rich Braham,		Langston Moore
	Jerry Fontenot	RDE	Justin Smith
RG	Bobbie Williams	SLB	Kevin Hardy
ROT	Willie Anderson	MLB	Landon Johnson
TE	Reggie Kelly	WLB	Brian Simmons
WR	T.J. Houshmandzadeh	LCB	Deltha O'Neal
QB	Carson Palmer	RCB	Tory James
HB	Rudi Johnson	SS	Kim Herring,
FB	Jeremi Johnson,		Kevin Kaesviharn,
	Tony Stewart (TE)		Rogers Beckett
		FS	Madieu Williams

DEFENSE*	ST	AT	TT	SKS-YDS	INT-YDS	PD	FF	FR-YDS
Brian Simmons	76	31	107	1-9	2-61	4	3	1-18
Madieu Williams	76	15	91	2-19	3-51	11	0	2-(-3)
Landon Johnson	57	27	84	2-14	0-0	2	2	1-0
Justin Smith	42	29	71	8-70.5	0-0	2	2	2-0
Kevin Hardy	42	27	69	4-18	0-0	4	0	0-0
Tory James	58	5	63	0-0	8-66	13	2	1-0
Kim Herring	49	13	62	0-0	1-0	6	1	0-0
Kevin Kaesviharn	44	14	58	0-0	0-0	8	0	1-3
John Thornton	37	20	57	3-16	0-0	4	0	0-0
Duane Clemons	32	18	50	6.5-41.5	0-0	1	2	0-0
Deltha O'Neal	35	5	40	1-8	4-60	15	1	0-0
Keiwan Ratliff	27	8	35	0-0	0-0	5	0	1-0
Langston Moore	22	9	31	1-7	0-0	0	1	0-0
Caleb Miller	17	11	28	0-0	0-0	0	0	1-0
Carl Powell	16	6	22	2-14	1-(-2)	1	1	0-0
Nate Webster	16	5	21	1-8	0-0	2	1	1-0
Rogers Beckett	14	5	19	0-0	0-0	1	0	0-0
Tony Williams	10	6	16	0-0	0-0	0	0	0-0
Robert Geathers	7	6	13	3.5-27	1-36	6	1	0-0
Terrell Roberts	8	1	9	0-0	0-0	2	0	0-0
Anthony Mitchell	4	1	5	0-0	0-0	0	0	1-0
Larry Stevens	2	3	5	0-0	0-0	0	0	0-0
Rashad Bauman	2	1	3	0-0	0-0	0	0	0-0
Marcus Wilkins	0	3	3	0-0	0-0	0	0	0-0
Shaun Smith	2	0	2	0-0	0-0	0	0	0-0
Matthias Askew	0	2	2	0-0	0-0	0	0</	

# 2005 STATISTICS

RECORD: 11-5-0

HEAD COACH: MARVIN LEWIS  
(BENGALS WON AFC NORTH DIVISION; SEE POSTSEASON  
PORTION OF TEAM HISTORY SECTION FOR POSTSEASON STATS)

DATE	W-L	SCORE	OPPONENT	ATTENDANCE
9-11-05	W	27-13	at Cleveland	73,013
9-18-05	W	37-8	MINNESOTA	65,763
9-25-05	W	24-7	at Chicago	62,045
10-2-05	W	16-10	HOUSTON	65,714
10-9-05	L	20-23	at Jacksonville	66,137
10-16-05	W	31-23	at Tennessee	69,149
10-23-05	L	13-27	PITTSBURGH	66,104
10-30-05	W	21-14	GREEN BAY	65,940
11-6-05	W	21-9	at Baltimore	70,540
11-13-05			— BYE —	
11-20-05	L	37-45	INDIANAPOLIS	65,995
11-27-05	W	42-29	BALTIMORE	65,680
12-4-05	W	38-31	at Pittsburgh	63,044
12-11-05	W	23-20	CLEVELAND	65,788
12-18-05	W	41-17	at Detroit	61,749
12-24-05	L	27-37	BUFFALO	65,485
1-1-06	L	3-37	at Kansas City	77,211

TEAM STATISTICS	BENGALS	OPPONENTS
TOTAL FIRST DOWNS	342	321
Rushing	109	109
Passing	203	185
Penalty	30	27
3rd Down: Made-Att	84-196	81-190
3rd Down Pct.	42.9	42.6
4th Down: Made-Att	3-10	6-14
4th Down Pct.	30.0	42.9
POSSESSION AVG.	30:52	29:09
TOTAL NET YARDS	5730	5419
Avg. Per Game	358.1	338.7
Total Plays	1018	976
Avg. Per Play	5.6	5.6
NET YARDS RUSHING	1910	1850
Avg. Per Game	119.4	115.6
Total Rushes	459	429
NET YARDS PASSING	3820	3569
Avg. Per Game	238.8	223.1
Sacked-Yards Lost	21-115	28-180
Gross Yards	3935	3749
Att.-Completions	538-362	519-324
Completion Pct.	67.3	62.4
Had Intercepted	14	31
PUNTS-AVG.	61-42.5	50-42.1
Net Punting Avg.	35.6	37.4
PENALTIES-YARDS	110-920	110-985
FUMBLES-BALLS LOST	18-6	31-13
TOUCHDOWNS	48	39
Rushing	15	16
Passing	32	21
Returns	1	2

SCORE BY PERIODS	1	2	3	4	OT	PTS
BENGALS	84	147	98	92	0	421
OPPONENTS	60	102	89	99	0	350

SCORING	TD	TD-R	TD-P	TD-R	K-PAT	FG	S	PTS
Shayne Graham	0	0	0	0	47-47	28-32	0	131
Rudi Johnson	12	12	0	0	—	—	0	72
Chad Johnson	9	0	9	0	—	—	0	54
T.J. Houshmandzadeh	8	1	7	0	—	—	0	48
Chris Henry	6	0	6	0	—	—	0	36
Jeremi Johnson	3	0	3	0	—	—	0	18
Chris Perry	2	0	2	0	—	—	0	12
Tab Perry	2	1	1	0	—	—	0	12
Matt Schobel	1	0	1	0	—	—	0	8
Reggie Kelly	1	0	1	0	—	—	0	6
Carson Palmer	1	1	0	0	—	—	0	6
Odell Thurman	1	0	0	1	—	—	0	6
Kevin Walter	1	0	1	0	—	—	0	6
Kelley Washington	1	0	1	0	—	—	0	6
BENGALS	48	15	32	1	47-47	28-32	0	421
OPPONENTS	39	16	21	2	37-37	25-28	0	350

Two-point conversions: Matt Schobel. BENGALS 1-1, OPPONENTS 2-2.

PASSING	ATT	CMP	YDS	CMP%	YDS/ATT	TD	TD%	INT	INT%	LG	SKD-YDS	RAT
Carson Palmer	509	345	3836	67.8	7.54	32	6.3	12	2.4	70t	19-105	101.1
Jon Kitna	29	17	99	58.6	3.41	0	0.0	2	6.9	16	2-10	36.4
BENGALS	538	362	3935	67.3	7.31	32	5.9	14	2.6	70t	21-115	97.6
OPPONENTS	519	324	3749	62.4	7.22	21	4.0	31	6.0	68t	28-180	72.8

RUSHING	ATT	YDS	AVG	LG	TD
Rudi Johnson	337	1458	4.3	33	12
Chris Perry	61	279	4.6	30	0
T.J. Houshmandzadeh	8	62	7.8	17	1
Carson Palmer	34	41	1.2	14	1
Chad Johnson	5	33	6.6	11	0
Jeremi Johnson	8	14	1.8	5	0
Jon Kitna	2	14	7.0	11	0
Tab Perry	3	9	3.0	7	1
Nick Luchey	1	0	0.0	0	0
BENGALS	459	1910	4.2	33	15
OPPONENTS	429	1850	4.3	49t	16

RECEIVING	REC	YDS	AVG	LG	TD
Chad Johnson	97	1432	14.8	70t	9
T.J. Houshmandzadeh	78	956	12.3	43t	7
Chris Perry	51	328	6.4	28	2
Chris Henry	31	422	13.6	47	6
Rudi Johnson	23	90	3.9	15	0
Kevin Walter	19	211	11.1	33	1
Matt Schobel	18	193	10.7	28	1
Reggie Kelly	15	90	6.0	16	1
Jeremi Johnson	12	65	5.4	27t	3
Kelley Washington	10	101	10.1	18t	1
Tony Stewart	4	26	6.5	10	0
Tab Perry	4	21	5.3	13	1
BENGALS	362	3935	10.9	70t	32
OPPONENTS	324	3749	11.6	68t	21

INTERCEPTIONS	NO	YDS	AVG	LG	TD
Deltha O'Neal	10	103	10.3	37	0
Odell Thurman	5	59	11.8	30t	1
Tory James	5	5	1.0	5	0
Keiwan Ratliff	3	52	17.3	35	0
Kevin Kaesviharn	3	9	3.0	6	0
Brian Simmons	2	15	7.5	16	0
Ifeanyi Ohalet	1	15	15.0	15	0
Madieu Williams	1	2	2.0	2	0
John Thornton	1	0	0.0	0	0
BENGALS	31	260	8.4	37	1
OPPONENTS	14	247	17.6	55	1

PUNTING	NO	YDS	AVG	NET	TB	IN-20	LG	BLK.
Kyle Larson	60	2591	43.2	35.6	8	13	75	1
BENGALS	61	2591	42.5	35.6	8	13	75	1
OPPONENTS	50	2106	42.1	37.4	4	18	56	0

PUNT RETURNS	NO	FC	YDS	AVG	LG	TD
Keiwan Ratliff	28	14	157	5.6	13	0
BENGALS	28	14	157	5.6	13	0
OPPONENTS	32	7	260	8.1	27	0

KICKOFF RETURNS	NO	YDS	AVG	LG	TD
Tab Perry	64	1562	24.4	94	0
Matt Schobel	2	4	2.0	4	0
Deltha O'Neal	1	14	14.0	14	0
BENGALS	67	1580	23.6	94	0
OPPONENTS	85	1787	21.0	99t	1

FIELD GOALS	1-19	20-29	30-39	40-49	50+
Shayne Graham	0-0	11-11	10-11	7-9	0-1
BENGALS	0-0	11-11	10-11	7-9	0-1
OPPONENTS	1-1	12-12	7-8	3-4	2-3
Shayne Graham: (32G, 23G), (40G, 29G, 30G), (33G), (24G, 42N, 27G, 46G), (31G, 48G), (52N, 21G), (30N, 26G, 39G), (—), (48N), (43G, 41G, 44G), (26G, 31G), (30G), (21G, 27G, 37G), (28G, 33G), (31G, 27G), (49G).					
Opponents: (29G, 34G), (—), (39N), (28G), (32G, 51G, 53G), (24G, 29G, 47G), (27G, 39G), (—), (34G, 32G, 31G), (19G), (54N), (23G), (41G, 29G), (45G), (21G, 24G, 48N, 22G), (39G, 24G, 23G).					

USUAL STARTERS			
OFFENSE		DEFENSE	
WR	Chad Johnson	LDE	Justin Smith
LOT	Levi Jones	RDT	Bryan Robinson, Shaun Smith
LG	Eric Steinbach	RDE	John Thornton
C	Rich Braham	RDE	Robert Geathers
RG	Bobbie Williams	SLB	Landon Johnson, David Pollack
ROT	Willie Anderson	MLB	Odell Thurman
TE	Reggie Kelly	WLB	Brian Simmons
WR	T.J. Houshmandzadeh	LCB	Deltha O'Neal
QB	Carson Palmer	RCB	Tory James
HB	Rudi Johnson	SS	Ifeanyi Ohalet
FB	Jeremi Johnson	FS	Kevin Kaesviharn

DEFENSE*	ST	AT	TT	SKS-YDS	INT-YDS	PD	FF	FR-YDS
Odell Thurman	68	37	105	1.5-13	5-59	9	4	0-0
Kevin Kaesviharn	63	24	87	1-6	3-9	8	0	3-0
Brian Simmons	52	32	84	4-29	2-15	7	3	0-0
Landon Johnson	58	24	82	0-0	0-0	2	1	0-0
Justin Smith	45	21	66	6-24	0-0	2	1	1-0
Deltha O'Neal	56	9	65	0-0	10-103	20	0	1-26
Tory James	49	8	57	0-0	5-5	14	1	1-26
Ifeanyi Ohalet	36	15	51	0-0	1-15	2	0	0-0
Keiwan Ratliff	37	6	43	0-0	3-52	3	1	1-0
John Thornton	24	18	42	2-14	1-0	1	2	1-0
Robert Geathers	25	9	34	3-20	0-0	1	1	0-0
David Pollack	22	6	28	4-5-34	0-0	1	0	1-6
Shaun Smith	18	8	26	0-0	0-0	0	0	0-0
Madieu Williams	16	5	21	0-0	1-2	3	0	0-0
Anthony Mitchell	17	2	19	1-4	0-0	0	0	0-0
Bryan Robinson	9	9	18	0-0	0-0	0	0	0-0
Carl Powell	9	4	13	1-4	0-0	1	0	0-0
Duane Clemons	10	2	12	2-12	0-0	1	0	1-0
Rashad Bauman	8	0	8	0-0	0-0	1	0	0-0
Caleb Miller	6	1	7	0-0	0-0	0	0	1-0
Matthias Askew	2	2	4	0-0	0-0	0	1	0-0
Jonathan Fanene	2	1	3	0-0	0-0	0	0	0-0
Patrick Body	1	0	1	0-0	0-0	0	0	0-0
Hannibal Navies	1	0	1	0-0	0-0	0	0	0-0
(team)	—	—	—	2-20	—	—	—	—

SPECIAL TEAMS*	ST	AT	TT	FF	FR-YDS	BP	BFG	BXP
Marcus Wilkins	11	5	16	1	0-0	0	0	0
Kevin Walter	10	6	16	0	0-0	0	0	0
Tab Perry	10	2	12	1	1-0	0	0	0
Shayne Graham	7	4	11	0	0-0	0	0	0
Anthony Mitchell	5	6	11	0	0-0	0	0	0
Hannibal Navies	9	1	10	1	1-0	0	0	0
Caleb Miller	6	3	9	0	0-0	0	0	0
Greg Brooks	7	1	8	0	0-0	0	0	0
Tony Stewart	4	4	8	0	0-0	0	0	0
Reggie Myles	5	0	5	0	0-0	0	0	0
Landon Johnson	3	2	5	0	0-0	0	0	0
Ifeanyi Ohalet	4	0	4	0	0-0	0	0	0
Rashad Bauman	3	1	4	0	0-0	0	0	0
Patrick Body	3	0	3	0	0-0	0	0	0
Keiwan Ratliff	3	0	3	0	0-0	0	0	0
Larry Stevens	2	1	3	0	0-0	0	0	0
Kyle Larson	2	0	2	0	0-0	0	0	0
Brad St. Louis	2	0	2	0	0-0	0	0	0
Madieu Williams	1	1	2	0	0-0	0	0	0
Reggie Kelly	1	0	1	0	0-0	0	0	0
Matt Schobel	1	0	1	0	0-0	0	0	0
Kenny Watson	1	0	1	0	0-0	0	0	0
Tory James	0	1	1	0	0-0	0	0	0

MISCELLANEOUS DEFENSE*	ST	AT	TT	FF	FR-YDS
T.J. Houshmandzadeh	4	0	4	0	0-0
Bobbie Williams	4	0	4	0	0-0
Willie Anderson	2	0	2	0	0-0
Matt Schobel	2	0	2	0	0-0
Levi Jones	1	0	1	1	0-0
Reggie Kelly	1	0	1	0	0-0
Carson Palmer	1	0	1	0	0-0
Chris Perry	1	0	1	0	0-0
Eric Steinbach	1				

# 2006 STATISTICS

RECORD: 8-8-0

HEAD COACH: MARVIN LEWIS

DATE	W-L	SCORE	OPPONENT	ATTENDANCE
9-10-06	W	23-10	at Kansas City	77,956
9-17-06	W	34-17	CLEVELAND	66,072
9-24-06	W	28-20	at Pittsburgh	64,922
10-1-06	L	13-38	NEW ENGLAND	66,035
10-8-06			— BYE —	
10-15-06	L	13-14	at Tampa Bay	65,732
10-22-06	W	17-14	CAROLINA	65,964
10-29-06	L	27-29	ATLANTA	65,978
11-5-06	L	20-26	at Baltimore	70,792
11-12-06	L	41-49	SAN DIEGO	65,917
11-19-06	W	31-16	at New Orleans	68,001
11-26-06	W	30-0	at Cleveland	72,926
11-30-06	W	13-7	BALTIMORE	65,973
12-10-06	W	27-10	OAKLAND	65,882
12-18-06	L	16-34	at Indianapolis	57,292
12-24-06	L	23-24	at Denver	75,759
12-31-06	L	17-23 (OT)	PIITTSBURGH	66,049

TEAM STATISTICS		BENGALS	OPPONENTS
TOTAL FIRST DOWNS	313	337	
Rushing	88	109	
Passing	200	206	
Penalty	25	22	
3rd Down: Made-Att	72-201	88-211	
3rd Down Pct.	35.8	41.7	
4th Down: Made-Att	6-9	11-21	
4th Down Pct.	66.7	52.4	
POSSESSION AVG.	28:34	31:26	
TOTAL NET YARDS	5462	5681	
Avg. Per Game	341.4	355.1	
Total Plays	994	1038	
Avg. Per Play	5.5	5.5	
NET YARDS RUSHING	1629	1863	
Avg. Per Game	101.8	116.4	
Total Rushes	435	448	
NET YARDS PASSING	3833	3818	
Avg. Per Game	239.6	238.6	
Sacked-Yards Lost	36-233	35-211	
Gross Yards	4066	4029	
Att.-Completions	523-327	555-349	
Completion Pct.	62.5	62.9	
Had Intercepted	13	19	
PUNTS-AVG.	77-44.5	72-43.5	
Net Punting Avg.	38.6	37.4	
PENALTIES-YARDS	92-717	97-836	
FUMBLES-BALLS LOST	25-11	24-12	
TOUCHDOWNS	43	40	
Rushing	14	15	
Passing	28	24	
Returns	1	1	

SCORE BY PERIODS	1	2	3	4	OT	PTS
BENGALS	86	111	58	118	0	373
OPPONENTS	50	76	85	114	6	331

SCORING	TD	TD-R	TD-P	TD-R	K-PAT	FG	S	PTS
Shayne Graham	0	0	0	0	40-42	25-30	0	115
Rudi Johnson	12	12	0	0	—	—	0	72
Chris Henry	9	0	9	0	—	—	0	54
T.J. Houshmandzadeh	9	0	9	0	—	—	0	54
Chad Johnson	7	0	7	0	—	—	0	42
Jeremi Johnson	1	1	0	0	—	—	0	6
Reggie Kelly	1	0	1	0	—	—	0	6
Ethan Kilmer	1	0	0	1	—	—	0	6
Tony Stewart	1	0	1	0	—	—	0	6
Kelley Washington	1	0	1	0	—	—	0	6
Kenny Watson	1	1	0	0	—	—	0	6
BENGALS	43	14	28	1	40-42	25-30	0	373
OPPONENTS	40	15	24	1	37-38	18-25	0	331

Two-point conversions: None. BENGALS 0-1, OPPONENTS 0-1.

RUSHING	ATT	YDS	AVG	LG	TD
Rudi Johnson	341	1309	3.8	22t	12
Kenny Watson	25	138	5.5	18	1
Chris Perry	10	57	5.7	18	0
Jeremi Johnson	15	56	3.7	15	1
Carson Palmer	26	37	1.4	11	0
Chad Johnson	6	24	4.0	8	0
Reggie McNeal	1	8	8.0	8	0
T.J. Houshmandzadeh	3	6	2.0	13	0
Tab Perry	2	4	2.0	2	0
Quincy Wilson	2	2	1.0	5	0
Anthony Wright	4	-12	-3.0	-1	0
BENGALS	435	1629	3.7	22t	14
OPPONENTS	448	1863	4.2	41	15

RECEIVING	REC	YDS	AVG	LG	TD
T.J. Houshmandzadeh	90	1081	12.0	40t	9
Chad Johnson	87	1369	15.7	74t	7
Chris Henry	36	605	16.8	71	9
Kenny Watson	23	213	9.3	46	0
Rudi Johnson	23	124	5.4	18	0
Reggie Kelly	21	254	12.1	32	1
Tony Stewart	14	120	8.6	26	1
Kelley Washington	9	115	12.8	22t	1
Chris Perry	9	42	4.7	12	0
Jeremi Johnson	6	37	6.2	17	0
Tab Perry	5	81	16.2	30	0
Antonio Chatman	3	22	7.3	10	0
Glenn Holt	1	3	3.0	3	0
BENGALS	327	4066	12.4	74t	28
OPPONENTS	349	4029	11.5	75	24

INTERCEPTIONS	NO	YDS	AVG	LG	TD
Kevin Kaesviharn	6	24	4.0	22	0
Tory James	4	44	11.0	28	0
Madieu Williams	3	33	11.0	25	0
Brian Simmons	2	5	2.5	5	0
Ethan Kilmer	1	52	52.0	52t	1
Dexter Jackson	1	46	46.0	46	0
Deltha O'Neal	1	42	42.0	42	0
Landon Johnson	1	2	2.0	2	0
BENGALS	19	248	13.1	52t	1
OPPONENTS	13	180	13.8	49t	1

PUNTING	NO	YDS	AVG	NET	TB	IN-20	LG	BLK.
Kyle Larson	77	3428	44.5	38.6	11	26	67	0
BENGALS	77	3428	44.5	38.6	11	26	67	0
OPPONENTS	72	3131	43.5	37.4	10	22	65	0

PUNT RETURNS	NO	FC	YDS	AVG	LG	TD
Keiwan Ratliff	27	9	176	6.5	38	0
Antonio Chatman	8	3	53	6.6	19	0
Deltha O'Neal	1	2	10	10.0	10	0
BENGALS	36	14	239	6.6	38	0
OPPONENTS	42	9	236	5.6	43	0

KICKOFF RETURNS	NO	YDS	AVG	LG	TD
Chris Perry	21	412	19.6	36	0
Glenn Holt	17	419	24.6	38	0
Kenny Watson	10	198	19.8	34	0
Antonio Chatman	4	93	23.3	31	0
Tab Perry	4	69	17.3	34	0
Reggie Kelly	2	8	4.0	8	0
Tony Stewart	1	10	10.0	10	0
Keiwan Ratliff	0	0	—	—	0
BENGALS	59	1209	20.5	38	0
OPPONENTS	70	1472	21.0	49	0

FIELD GOALS	1-19	20-29	30-39	40-49	50+
Shayne Graham	0-0	9-9	8-9	6-8	2-4
BENGALS	0-0	9-9	8-9	6-8	2-4
OPPONENTS	0-0	5-6	9-9	4-8	0-2

Shayne Graham: (37G, 42G, 36G), (44N, 37G, 37G), (—), (40G, 45G), (37G, 47G, 62N), (23G), (51G, 26G), (51G, 31G), (51N, 21G, 44G), (21G), (24G), (23G, 27G, 46N), (—), (27G, 30G, 28G), (46G), (34G, 39N).

Opponents: (29G, 51N), (30G), (48B, 37G, 36G), (48N, 24G), (43N), (—), (42G, 40G, 39G), (43G, 25G, 36G, 35G), (—), (24G), (48N), (29N), (51N, 33G), (30G, 44G), (24G), (35G).

PASSING	ATT	CMP	YDS	CMP%	YDS/ATT	TD	TD%	INT	INT%	LG	SKD-YDS	RAT
Carson Palmer	520	324	4035	62.3	7.76	28	5.4	13	2.5	74t	36-233	93.9
Anthony Wright	3	3	31	100.0	10.33	0	0.0	0	0.0	22	0-0	109.7
BENGALS	523	327	4066	62.5	7.77	28	5.4	13	2.5	74t	36-233	94.1
OPPONENTS	555	349	4029	62.9	7.26	24	4.3	19	3.4	75	35-211	84.9

### USUAL STARTERS

OFFENSE		DEFENSE	
WR	Chad Johnson	LDE	Bryan Robinson
LOT	Andrew Whitworth,	LDT	Sam Adams
	Levi Jones	RDT	John Thornton
LG	Eric Steinbach	RDE	Justin Smith
C	Eric Ghiaciu	SLB	Rashad Jeanty
RG	Bobbie Williams	MLB	Brian Simmons,
ROT	Willie Anderson		Ahmad Brooks,
TE	Reggie Kelly		Caleb Miller
WR	T.J. Houshmandzadeh	WLB	Landon Johnson
QB	Carson Palmer	LCB	Johnathan Joseph,
HB	Rudi Johnson		Deltha O'Neal
FB	Jeremi Johnson	RCB	Tory James
		SS	Dexter Jackson,
		FS	Kevin Kaesviharn
			Madieu Williams

DEFENSE*	ST	AT	TT	SKS-YDS	INT-YDS	PD	FF	FR-YDS
Landon Johnson	73	34	107	0.5-4	1-2	5	3	0-0
Caleb Miller	61	30	91	1-7	0-0	3	1	1-0
Madieu Williams	63	19	82	0-0	3-33	13	1	0-0
Justin Smith	49	31	80	7.5-50.5	0-0	3	1	2-0
Brian Simmons	34	27	61	0-0	2.5	5	1	1-0
Kevin Kaesviharn	46	14	60	4-23	6-24	9	1	0-0
Johnathan Joseph	45	12	57	0-0	0-0	20	0	1-0
Dexter Jackson	39	16	55	1-4	1-46	4	0	1-0
Rashad Jeanty	35	20	55	0-0	0-0	2	1	0-0
Tory James	34	9	43	0-0	4-44	14	0	0-0
John Thornton	28	15	43	2-13	0-0	3	1	1-0
Domata Peko	21	22	43	2.5-19	0-0	0	1	0-0
Bryan Robinson	29	13	42	3-14	0-0	2	1	0-0
Robert Geathers	28	14	42	10.5-62.5	0-0	0	0	0-0
Deltha O'Neal	30	7	37	0-0	1-42	10	0	1-0
Ahmad Brooks	20	9	29	1-6	0-0	2	0	0-0
Keiwan Ratliff	13	4	17	0-0	0-0	2	0	0-0
Sam Adams	10	4	14	2-8	0-0	0	0	0-0
Shaun Smith	6	4	10	0-0	0-0	1	0	0-0
Jonathan Fanene	4	0	4	0-0	0-0	0	0	0-0
Herana-Daze Jones	2	2	4	0-0	0-0	0	0	0-0
Andre Frazier	2	1	3	0-0	0-0	1	0	0-0
Ethan Kilmer	2	1	3	0-0	1-52	1	0	0-0
Marcus Wilkins	1	0	1	0-0	0-0	0	0	0-0
David Pollack	0	1	1	0-0	0-0	0	0	0-0

SPECIAL TEAMS*	ST	AT	TT	FF	FR-YDS	BP	BFG	BXP
Herana-Daze Jones	12	6	18	1	0-0	0	0	0
Ethan Kilmer	12	4	16	0	1-0	0	0	0
Tony Stewart	8	6	14	0	2-0	0	0	0
Marcus Wilkins	8	6	14	0	0-0	0	0	0
Kenny Watson	8	2	10	0	0-0	0	0	0
Andre Frazier	6	4	10	0	0-0	0	0	0
Caleb Miller	5	5	10	0	0-0	0	0	0
Madieu Williams	5	3	8	1	0-0	0	0	0
Landon Johnson	5	1	6	0	0-0	0	0	0
Rashad Jeanty	4	1	5	0	1-0	0	0	0
John Busing	3	1	4	0	0-0	0	0	0
Kevin Kaesviharn	3	1	4	0	0-0	0	0	0
Tab Perry	2	0	2	0	0-0	0	0	0
Kelley Washington	2	0	2	0	0-0	0	0	0
Ahmad Brooks	1	1	2	0	0-0	0	0	0
Glenn Holt	1	1	2	0	0-0	0	0	0
Keiwan Ratliff	1	1	2	0	0-0	0	0	0
Shayne Graham	1	0	1	0	0-0	0	0	0
Greg Brooks	0	1	1	0	0-0	0	0	0
Johnathan Joseph	0	0	0	0	0-0	0	0	1
John Thornton	0	0	0	0	0-0	0	1	0

MISCELLANEOUS DEFENSE*	ST	AT	TT	FF	FR-YDS
Carson Palmer	3	0	3	0	0-0
Eric Steinbach	2	1	3	0	0-0
Eric Ghiaciu	2	0	2	0	0-0
Jeremi Johnson	2	0	2	0	0-0
Reggie Kelly	2	0</			

# 2007 STATISTICS

RECORD: 7-9-0

HEAD COACH: MARVIN LEWIS

DATE	W-L	SCORE	OPPONENT	ATTENDANCE
9-10-07	W	27-20	BALTIMORE	66,093
9-16-07	L	45-51	at Cleveland	72,801
9-23-07	L	21-24	at Seattle	68,110
10-1-07	L	13-34	NEW ENGLAND	66,113
10-7-07			— BYE —	
10-14-07	L	20-27	at Kansas City	76,846
10-21-07	W	38-31	NEW YORK JETS	65,868
10-28-07	L	13-24	PITTSBURGH	66,188
11-4-07	L	21-33	at Buffalo	70,745
11-11-07	W	21-7	at Baltimore	71,130
11-18-07	L	27-35	ARIZONA	65,403
11-25-07	W	35-6	TENNESSEE	65,489
12-2-07	L	10-24	at Pittsburgh	58,842
12-9-07	W	19-10	ST. LOUIS	65,143
12-15-07	L	13-20	at San Francisco	68,053
12-23-07	W	19-14	CLEVELAND	66,023
12-30-07	W	38-25	at Miami	70,461

TEAM STATISTICS		BENGALS	OPPONENTS
TOTAL FIRST DOWNS	320	313	
Rushing	81	98	
Passing	213	200	
Penalty	26	15	
3rd Down: Made-Att	96-208	86-201	
3rd Down Pct.	46.2	42.8	
4th Down: Made-Att	4-12	9-17	
4th Down Pct.	33.3	52.9	
POSSESSION AVG.	29:26	30:34	
TOTAL NET YARDS	5568	5580	
Avg. Per Game	348.8	348.8	
Total Plays	1008	1011	
Avg. Per Play	5.5	5.5	
NET YARDS RUSHING	1556	1893	
Avg. Per Game	97.3	118.3	
Total Rushes	416	449	
NET YARDS PASSING	4012	3687	
Avg. Per Game	250.8	230.4	
Sacked-Yards Lost	17-119	22-128	
Gross Yards	4131	3815	
Att.-Completions	575-373	540-353	
Completion Pct.	64.9	65.4	
Had Intercepted	20	19	
PUNTS-AVG.	59-41.3	58-39.7	
Net Punting Avg.	35.2	36.7	
PENALTIES-YARDS	90-670	88-712	
FUMBLES-BALLS LOST	20-10	28-16	
TOUCHDOWNS	41	44	
Rushing	10	11	
Passing	26	29	
Returns	5	4	

SCORE BY PERIODS	1	2	3	4	OT	PTS
BENGALS	78	109	90	103	0	380
OPPONENTS	64	146	68	107	0	385

SCORING	TD	TD-R	TD-P	TD-R	K-PAT	FG	S	PTS
Shayne Graham	0	0	0	0	37-37	31-34	0	130
T.J. Houshmandzadeh	12	0	12	0	—	—	0	72
Chad Johnson	8	0	8	0	—	—	0	48
Kenny Watson	7	7	0	0	—	—	0	42
Rudi Johnson	4	3	1	0	—	—	0	26
Chris Henry	2	0	2	0	—	—	0	12
Glenn Holt	2	0	1	1	—	—	0	12
Antonio Chatman	1	0	1	0	—	—	0	6
DeDe Dorsey	1	0	0	1	—	—	0	6
Jeremi Johnson	1	0	1	0	—	—	0	6
Landon Johnson	1	0	0	1	—	—	0	6
Johnathan Joseph	1	0	0	1	—	—	0	6
Chinedum Ndukwe	1	0	0	1	—	—	0	6
Lemar Marshall	0	0	0	0	—	—	1	2
Kyle Larson	0	0	0	0	0-1	0-0	0	0
BENGALS	41	10	26	5	37-38	31-34	1	380
OPPONENTS	44	11	29	4	42-42	25-27	0	385

Two-point conversions: Rudi Johnson. BENGALS 1-3, OPPONENTS 2-2.

Fumbles-balls lost: Carson Palmer 5-1, Glenn Holt 3-2, Rudi Johnson 3-2, Kenny Watson 3-2, T.J. Houshmandzadeh 2-1, Chad Johnson 2-1, Tab Perry 1-1, Alex Stepanovich 1-0. BENGALS 20-10, OPPONENTS 28-16.

PASSING	ATT	CMP	YDS	CMP%	YDS/ATT	TD	TD%	INT	INT%	LG	SKD-YDS	RAT
Carson Palmer	575	373	4131	64.9	7.18	26	4.5	20	3.5	70t	17-119	86.7
BENGALS	575	373	4131	64.9	7.18	26	4.5	20	3.5	70t	17-119	86.7
OPPONENTS	540	353	3815	65.4	7.06	29	5.4	19	3.5	73	22-128	89.2

RUSHING	ATT	YDS	AVG	LG	TD
Kenny Watson	178	763	4.3	24	7
Rudi Johnson	170	497	2.9	22	3
DeDe Dorsey	21	183	8.7	45	0
Chad Johnson	6	47	7.8	16	0
Jeremi Johnson	7	25	3.6	12	0
T.J. Houshmandzadeh	5	14	2.8	8	0
Carson Palmer	24	10	0.4	10	0
Tab Perry	1	9	9.0	9	0
Antonio Chatman	1	5	5.0	5	0
Glenn Holt	2	2	1.0	1	0
Skylar Green	1	1	1.0	1	0
BENGALS	416	1556	3.7	45	10
OPPONENTS	449	1893	4.2	66t	11

RECEIVING	REC	YDS	AVG	LG	TD
T.J. Houshmandzadeh	112	1143	10.2	42t	12
Chad Johnson	93	1440	15.5	70t	8
Kenny Watson	52	374	7.2	43	0
Chris Henry	21	343	16.3	52t	2
Reggie Kelly	20	211	10.6	26	0
Antonio Chatman	19	149	7.8	15	1
Glenn Holt	16	143	8.9	22	1
Rudi Johnson	13	110	8.5	33	1
Daniel Coats	12	122	10.2	25	0
Jeremi Johnson	6	32	5.3	14	1
DeDe Dorsey	4	19	4.8	17	0
Skylar Green	3	33	11.0	18	0
Tab Perry	1	7	7.0	7	0
Marcus Maxwell	1	5	5.0	5	0
BENGALS	373	4131	11.1	70t	26
OPPONENTS	353	3815	10.8	73	29

INTERCEPTIONS	NO	YDS	AVG	LG	TD
Leon Hall	5	16	3.2	12	0
Johnathan Joseph	4	76	19.0	42t	1
Chinedum Ndukwe	3	44	14.7	44	0
Madieu Williams	2	40	20.0	35	0
Dexter Jackson	2	7	3.5	7	0
Robert Geathers	1	30	30.0	30	0
Deltha O'Neal	1	7	7.0	7	0
Michael Myers	1	0	0.0	0	0
BENGALS	19	220	11.6	44	1
OPPONENTS	20	294	14.7	55t	3

PUNTING	NO	YDS	AVG	NET	TB	IN-20	LG	BLK
Kyle Larson	59	2437	41.3	35.2	3	21	55	0
BENGALS	59	2437	41.3	35.2	3	21	55	0
OPPONENTS	58	2302	39.7	36.7	2	20	58	1

PUNT RETURNS	NO	FC	YDS	AVG	LG	TD
Antonio Chatman	18	8	93	5.2	19	0
Skylar Green	9	10	38	4.2	9	0
BENGALS	27	18	131	4.9	19	0
OPPONENTS	33	10	299	9.1	63t	1

KICKOFF RETURNS	NO	YDS	AVG	LG	TD
Glenn Holt	59f	1432	24.3	100t	1
Tab Perry	7	145	20.7	26	0
Reggie Kelly	3f	38	12.7	15	0
Antonio Chatman	2	49	24.5	34	0
DeDe Dorsey	2	20	10.0	20	0
BENGALS	73	1684	23.1	100t	1
OPPONENTS	76	1732	22.8	85	0

FIELD GOALS	1-19	20-29	30-39	40-49	50+
Shayne Graham	1-1	11-12	13-13	6-7	0-1
BENGALS	1-1	11-12	13-13	6-7	0-1
OPPONENTS	1-1	11-11	9-9	3-4	1-2

Shayne Graham: (53N, 23G, 40G), (20G), (43G, 24G), (40G), (48G), (33G, 36G), (20G), (31G, 20G), (—), (34G, 19G, 22G, 35G, 35G, 21G, 33G), (41G, 38G), (26N), (43N, 24G), (27G, 38G, 32G, 46G), (24G, 35G), (29G, 38G), (30G).

Opponents: (36G, 23G), (39G, 39G, 18G), (23G), (31G, 36G), (32G, 20G), (24G, 35G, 43G), (40G), (23G, 21G, 29G, 38G), (—), (54N), (28G, 23G), (21G), (40N, 50G), (29G, 38G), (—), (49G).

## USUAL STARTERS

OFFENSE		DEFENSE	
WR	Chad Johnson	LDE	Robert Geathers
LOT	Levi Jones	LDT	Domata Peko
LG	Andrew Whitworth	RDT	John Thornton
C	Eric Ghiaciuc	RDE	Justin Smith
RG	Bobbie Williams	SLB	Rashad Jeanty
ROT	Stacy Andrews,	MLB	Landon Johnson,
	Willie Anderson		Anthony Schlegel
TE	Reggie Kelly	WLB	Dhani Jones,
WR	T.J. Houshmandzadeh		Landon Johnson
QB	Carson Palmer	LCB	Deltha O'Neal,
HB	Rudi Johnson,		Johnathan Joseph
	Kenny Watson	RCB	Leon Hall,
FB	Jeremi Johnson		Johnathan Joseph
		SS	Dexter Jackson,
		FS	Madieu Williams

DEFENSE*	ST	AT	TT	SKS-YDS	INT-YDS	PD	FF	FR-YDS
Landon Johnson	66	38	104	1-8	0-0	4	0	2-34
Dhani Jones	56	30	86	1-2	0-0	3	2	0-0
Justin Smith	49	29	78	2-6	0-0	3	0	0-0
Dexter Jackson	43	28	71	0.5-3.5	2-7	3	1	2-19
Madieu Williams	57	13	70	2-4	2-40	7	1	1-2
Leon Hall	48	13	61	0-0	5-16	12	1	0-0
Johnathan Joseph	45	13	58	0-0	4-76	15	0	0-0
Deltha O'Neal	48	4	52	0-0	1-7	9	1	1-0
Domata Peko	36	16	52	1.5-3.5	0-0	1	0	1-0
Robert Geathers	25	22	47	3.5-26	1-30	3	1	1-0
Chinedum Ndukwe	27	8	35	2-15	3-44	6	1	1-54
Michael Myers	20	13	33	1-4	1-0	2	0	0-0
John Thornton	24	8	32	1-6	0-0	1	0	1-0
Rashad Jeanty	21	10	31	0-0	0-0	1	1	2-0
Anthony Schlegel	16	13	29	0-0	0-0	0	0	0-0
Bryan Robinson	13	7	20	1.5-11	0-0	2	1	0-0
Marvin White	10	3	13	0-0	0-0	4	0	0-0
Caleb Miller	7	1	8	0-0	0-0	3	0	0-0
Frostee Rucker	7	1	8	0-0	0-0	0	1	1-0
Lemar Marshall	5	2	7	1-6	0-0	1	1	0-0
Blue Adams	6	0	6	1-7	0-0	0	0	0-0
Ahmad Brooks	5	1	6	1-7	0-0	0	1	0-0
Jonathan Fanene	4	1	5	1-8	0-0	1	0	1-0
John Busing	3	1	4	0-0	0-0	0	0	0-0
Herana-Daze Jones	3	1	4	0-0	0-0	0	0	0-0
Corey Mays	0	3	3	0-0	0-0	1	0	0-0
David Jones	1	0	1	0-0	0-0	0	0	0-0
Keiwan Ratliff	1	0	1	0-0	0-0	0	0	0-0
(team)	—	—	—	1-11	—	—	—	—

SPECIAL TEAMS*	ST	AT	TT	FF	FR-YDS	BP	BFG	BXP
Herana-Daze Jones	13	2	15	0	0-0	0	0	0
Corey Mays	5	6	11	0	0-0	0	0	0
John Busing	7	3	10	0	0-0	0	0	0
Leon Hall	8	1	9	0	0-0	0	0	0
Blue Adams	7	2	9	0	0-0	0	0	0
Chinedum Ndukwe	7	2	9	2	0-0	0	0	0
Rashad Jeanty	5	2	7	1	0-0	0	0	0
Marvin White	5	2	7	0	1-0	0	0	0
Daniel Coats	6	0	6	0	0-0	0	0	0
Roy Manning	4	2	6	0	0-0	0	0	0
Landon Johnson	5	0	5	0	0-0	0	0	0
Johnathan Joseph	4	0	4	0	0-0	0	0	0
Caleb Miller	4	0	4	0	0-0	0	0	0
Madieu Williams	1	3	4	0	0-0	0	0	0
Clifton Dawson	3	0	3	0	0-0	0	0	0
Dhani Jones	2	1	3	0	0-0	0	0	0
Anthony Schlegel	1	2	3	0	0-0	0	0	0
Jim Maxwell								



# 2009 STATISTICS

RECORD: 10-6-0

HEAD COACH: MARVIN LEWIS  
(BENGALS WON AFC NORTH DIVISION; SEE POSTSEASON  
PORTION OF TEAM HISTORY SECTION FOR POSTSEASON STATS)

DATE	W-L	SCORE	OPPONENT	ATTENDANCE
9-13-09	L	7-12	DENVER	62,831
9-20-09	W	31-24	at Green Bay	70,678
9-27-09	W	23-20	PITTSBURGH	64,538
10-4-09	W	23-20 (OT)	at Cleveland	69,844
10-11-09	W	17-14	at Baltimore	71,161
10-18-09	L	17-28	HOUSTON	64,019
10-25-09	W	45-10	CHICAGO	64,900
11-1-09			— BYE —	
11-8-09	W	17-7	BALTIMORE	64,313
11-15-09	W	18-12	at Pittsburgh	65,392
11-22-09	L	17-20	at Oakland	34,112
11-29-09	W	16-7	CLEVELAND	64,553
12-6-09	W	23-13	DETROIT	62,545
12-13-09	L	10-30	at Minnesota	63,854
12-20-09	L	24-27	at San Diego	68,889
12-27-09	W	17-10	KANSAS CITY	64,333
1-3-10	L	0-37	at N.Y. Jets	79,106

TEAM STATISTICS	BENGALS	OPPONENTS
TOTAL FIRST DOWNS	295	276
Rushing	109	95
Passing	159	165
Penalty	27	16
3rd Down: Made-Att	93-229	81-210
3rd Down Pct.	40.6	38.6
4th Down: Made-Att	10-14	7-15
4th Down Pct.	71.4	46.7
POSSESSION AVG.	31:59	28:01
TOTAL NET YARDS	4946	4822
Avg. Per Game	309.1	301.4
Total Plays	1011	980
Avg. Per Play	4.9	4.9
NET YARDS RUSHING	2056	1573
Avg. Per Game	128.5	98.3
Total Rushes	505	399
NET YARDS PASSING	2890	3249
Avg. Per Game	180.6	203.1
Sacked-Yards Lost	29-244	34-237
Gross Yards	3134	3486
Att.-Completions	477-286	547-318
Completion Pct.	60.0	58.1
Had Intercepted	13	19
PUNTS-AVG.	86-43.2	83-43.9
Net Punting Avg.	36.3	35.3
PENALTIES-YARDS	114-863	99-767
FUMBLES-BALLS LOST	24-12	17-6
TOUCHDOWNS	34	32
Rushing	9	12
Passing	21	18
Returns	4	2

SCORE BY PERIODS	1	2	3	4	OT	PTS
BENGALS	61	118	49	74	3	305
OPPONENTS	55	96	61	79	0	291

SCORING	TD	TD-R	TD-P	TD-R	K-PAT	FG	S	PTS
Shayne Graham	0	0	0	0	28-29	23-28	0	97
Chad Johnson	9	0	9	0	—	—	0	54
Cedric Benson	6	6	0	0	—	—	0	36
Laveranues Coles	5	0	5	0	—	—	0	30
Carson Palmer	3	3	0	0	—	—	0	20
Andre Caldwell	3	0	3	0	—	—	0	18
J.P. Foschi	2	0	2	0	—	—	0	12
Chris Henry	2	0	2	0	—	—	0	12
Jonathan Fanene	1	0	0	1	—	—	0	6
Robert Geathers	1	0	0	1	—	—	0	6
Johnathan Joseph	1	0	0	1	—	—	0	6
Bernard Scott	1	0	0	1	—	—	0	6
Brian Leonard	0	0	0	0	—	—	0	2
BENGALS	34	9	21	4	28-29	23-28	0	305
OPPONENTS	32	12	18	2	30-30	23-29	0	291

Two-point conversions: Brian Leonard, Carson Palmer.  
BENGALS 2-5, OPPONENTS 0-2.

Fumbles-lost: Carson Palmer 6-2, Andre Caldwell 4-2, Chad Johnson 2-2, J.T. O'Sullivan 2-2, Daniel Coats 2-1, Quan Cosby 2-0, J.P. Foschi 1-1, Jeremi Johnson 1-1, Brian Leonard 1-1, Cedric Benson 1-0, Kevin Huber 1-0, Bernard Scott 1-0. BENGALS 24-12, OPPONENTS 17-6.

PASSING	ATT	CMP	YDS	CMP%	YDS/ATT	TD	TD%	INT	INT%	LG	SKD-YDS	RAT
Carson Palmer	466	282	3094	60.5	6.64	21	4.5	13	2.8	73	26-213	83.6
J.T. O'Sullivan	11	4	40	36.4	3.64	0	0.0	0	0.0	16	3-31	47.5
BENGALS	477	286	3134	60.0	6.57	21	4.4	13	2.7	73	29-244	82.7
OPPONENTS	547	318	3486	58.1	6.37	18	3.3	19	3.5	871	34-237	73.6

RUSHING	ATT	YDS	AVG	LG	TD
Cedric Benson	301	1251	4.2	42	6
Bernard Scott	74	321	4.3	61	0
Larry Johnson	46	204	4.4	27	0
Carson Palmer	39	93	2.4	15	3
Brian Leonard	27	84	3.1	11	0
Chad Johnson	3	32	10.7	26	0
Andre Caldwell	3	22	7.3	15	0
Chris Crocker	1	21	21.0	21	0
J.T. O'Sullivan	3	12	4.0	6	0
Laveranues Coles	2	10	5.0	8	0
Jeremi Johnson	4	8	2.0	4	0
Kevin Huber	1	0	0.0	0	0
Quan Cosby	1	-2	-2.0	-2	0
BENGALS	505	2056	4.1	61	9
OPPONENTS	399	1573	3.9	57	12

RECEIVING	REC	YDS	AVG	LG	TD
Chad Johnson	72	1047	14.5	50	9
Andre Caldwell	51	432	8.5	24	3
Laveranues Coles	43	514	12.0	40	5
Brian Leonard	30	217	7.2	18	0
J.P. Foschi	27	260	9.6	27	2
Cedric Benson	17	111	6.5	19	0
Daniel Coats	16	150	9.4	23	0
Chris Henry	12	236	19.7	73	2
Jeremi Johnson	6	41	6.8	9	0
Bernard Scott	5	67	13.4	23	0
Quan Cosby	4	55	13.8	23	0
Larry Johnson	3	4	1.3	6	0
BENGALS	286	3134	11.0	73	21
OPPONENTS	318	3486	11.0	871	18

INTERCEPTIONS	NO	YDS	AVG	LG	TD
Johnathan Joseph	6	92	15.3	32	1
Leon Hall	6	47	7.8	26	0
Chris Crocker	2	38	19.0	20	0
Jonathan Fanene	1	45	45.0	451	1
Frostee Rucker	1	26	26.0	26	0
Chinedum Ndukwe	1	9	9.0	9	0
Tom Nelson	1	2	2.0	2	0
Keith Rivers	1	0	0.0	0	0
BENGALS	19	259	13.6	451	2
OPPONENTS	13	184	14.2	521	2

PUNTING	NO	YDS	AVG	NET	TB	IN-20	LG	BLK.
Kevin Huber	86	3713	43.2	36.3	10	24	61	0
BENGALS	86	3713	43.2	36.3	10	24	61	0
OPPONENTS	83	3641	43.9	35.3	12	25	66	0

PUNT RETURNS	NO	FC	YDS	AVG	LG	TD
Quan Cosby	40	19	474	11.9	60	0
BENGALS	40	19	474	11.9	60	0
OPPONENTS	39	15	393	10.1	50	0

KICKOFF RETURNS	NO	YDS	AVG	LG	TD
Andre Caldwell	29	539	18.6	39	0
Bernard Scott	16	504	31.5	961	1
Quan Cosby	13	239	18.4	31	0
Brian Leonard	2	38	19.0	24	0
Laveranues Coles	1	14	14.0	14	0
Leon Hall	1	22	22.0	22	0
Daniel Coats	0	0	—	—	0
BENGALS	62	1356	21.9	961	1
OPPONENTS	58	1289	22.2	58	0

FIELD GOALS	1-19	20-29	30-39	40-49	50+
Shayne Graham	0-0	10-11	8-10	3-3	2-4
BENGALS	0-0	10-11	8-10	3-3	2-4
OPPONENTS	1-1	6-7	8-9	5-5	3-7

Shayne Graham: (-), (40G), (34G, 52N), (23B, 31G), (32B, 32G), (50G), (29G), (23G), (51N, 23G, 32G, 32G, 43G), (37N, 25G), (37G, 53G, 28G), (44G, 39G, 23G), (22G), (26G, 25G, 34G), (29G), (-).

Opponents: (48G, 50G), (55N, 45G), (19G, 24G, 52N), (26G, 31G), (-), (28B), (22G), (38N), (28G, 33G, 35G, 34G), (57N, 52G, 33G), (-), (55N), (41G, 23G, 44G), (33G, 52G), (30G), (20G, 39G, 40G).

## USUAL STARTERS

OFFENSE	DEFENSE
WR Chad Johnson	LDE Robert Geathers
LOT Andrew Whitworth	LDT Domata Peko
LG Nate Livings, Evan Mathis	RDT Tank Johnson
C Kyle Cook	RDE Jonathan Fanene, Antwan Odum
RG Bobbie Williams	SLB Rey Mauluga
ROT Dennis Roland, Anthony Collins	MLB Dhani Jones
TE Daniel Coats, J.P. Foschi	WLB Keith Rivers
WR Laveranues Coles	LCB Johnathan Joseph
QB Carson Palmer	RCB Leon Hall
HB Cedric Benson	SS Chinedum Ndukwe
FB Jeremi Johnson	FS Chris Crocker

DEFENSE*	ST	AT	TT	SKS-YDS	INT-YDS	PD	FF	FR-YDS
Dhani Jones	77	36	113	3.5-26	0-0	4	1	2-0
Chinedum Ndukwe	60	25	85	2-18.5	1-9	5	0	0-0
Keith Rivers	45	26	71	1-8	1-0	2	0	0-0
Johnathan Joseph	58	11	69	0-0	6-92	20	1	0-0
Leon Hall	52	13	65	0-0	6-47	24	2	0-0
Rey Mauluga	35	24	59	1-8	0-0	2	2	0-0
Chris Crocker	39	10	49	0-0	2-38	9	1	0-0
Brandon Johnson	31	16	47	1.5-11.5	0-0	4	0	1-0
Robert Geathers	21	15	36	3.5-28.5	0-0	3	1	2-113
Jonathan Fanene	18	18	36	6-33	1-45	2	0	0-0
Pat Sims	19	15	34	0.5-2.5	0-0	0	0	1-0
Tank Johnson	16	13	29	2-7	0-0	1	0	0-0
Roy Williams	17	9	26	0-0	0-0	2	0	0-0
Domata Peko	12	11	23	0-0	0-0	1	0	0-0
Tom Nelson	18	4	22	0-0	1-2	2	0	0-0
Morgan Trent	18	4	22	1-7	0-0	4	0	0-0
Antwan Odum	18	1	19	8-51	0-0	2	0	0-0
Frostee Rucker	7	6	13	1-10	1-26	2	0	0-0
Michael Johnson	7	5	12	3-26	0-0	5	0	0-0
Rashad Jeanty	8	1	9	0-0	0-0	0	0	0-0
Kyries Hebert	7	2	9	0-0	0-0	0	0	0-0
Shaun Smith	3	5	8	0-0	0-0	0	0	0-0
Orien Harris	5	2	7	0-0	0-0	0	0	0-0
David Jones	3	2	5	0-0	0-0	1	0	0-0
Abdul Hodge	2	3	5	0-0	0-0	0	0	0-0
Rico Murray	1	0	1	0-0	0-0	0	0	0-0
Geoffrey Pope	0	0	0	0-0	0-0	1	0	0-0

SPECIAL TEAMS*	ST	AT	TT	FF	FR-YDS	BP	BFG	BXP
Abdul Hodge	10	1	11	1	0-0	0	0	0
Brandon Johnson	9	2	11	0	0-0	0	0	0
Kyries Hebert	7	4	11	0	0-0	0	0	0
Rashad Jeanty	5	5	10	0	0-0	0	0	0
Brian Leonard	7	1	8	0	0-0	0	0	0
Dan Skuta	6	2	8	0	0-0	0	0	0
Leon Hall	6	0	6	0	0-0	0	0	0
David Jones	4	2	6	0	0-0	0	0	0
Maurice Purify	4	2	6	0	0-0	0	0	0
Morgan Trent	4	2	6	0	0-0	0	0	0
Michael Johnson	4	1	5	0	0-0	0	0	0
Rey Mauluga	4	0	4	1	0-0	0	0	0
Chinedum Ndukwe	3	1	4	0	0-0	0	0	0
Quan Cosby	2	1	3	0	0-0	0	0	0
Tom Nelson	2	1	3	0	0-0	0	0	0
Shayne Graham	2	0	2	0	0-0	0	0	0
Kevin Huber	2	0	2	0	0-0	0	0	0
Bernard Scott	2	0	2	0	0-0	0	0	0
Roy Williams	2	0	2	0	0-0	0	0	0
Chris Crocker	1	1	2	0	0-0	0	0	0
Clark Harris	1	0	1	0	0-0	0	0	0
Johnathan Joseph	1	0	1	0	0-0	0	0	0
Keith Rivers	1	0	1	0	0-0	0	0	0
Brad St. Louis	1	0	1	0	0-0	0	0	0
Antwan Odum	0	0	0					



# 2011 STATISTICS

RECORD: 9-7-0

HEAD COACH: MARVIN LEWIS  
(BENGALS WERE WILD CARD QUALIFIER; SEE POSTSEASON  
PORTION OF TEAM HISTORY SECTION FOR POSTSEASON STATS)

DATE	W-L	SCORE	OPPONENT	ATTENDANCE
9-11-11	W	27-17	at Cleveland	67,321
9-18-11	L	22-24	at Denver	73,281
9-25-11	L	8-13	SAN FRANCISCO	43,363
10-2-11	W	23-20	BUFFALO	41,142
10-9-11	W	30-20	at Jacksonville	61,799
10-16-11	W	27-17	INDIANAPOLIS	52,068
10-23-11			— BYE —	
10-30-11	W	34-12	at Seattle	66,004
11-6-11	W	24-17	at Tennessee	69,143
11-13-11	L	17-24	PITTSBURGH	63,262
11-20-11	L	24-31	at Baltimore	71,320
11-27-11	W	23-20	CLEVELAND	48,260
12-4-11	L	7-35	at Pittsburgh	63,697
12-11-11	L	19-20	HOUSTON	41,202
12-18-11	W	20-13	at St. Louis	56,431
12-24-11	W	23-16	ARIZONA	41,273
1-1-12	L	16-24	BALTIMORE	63,439

TEAM STATISTICS	BENGALS	OPPONENTS
TOTAL FIRST DOWNS	285	284
Rushing	93	94
Passing	160	170
Penalty	32	20
3rd Down: Made-Att	80-219	78-220
3rd Down Pct.	36.5	35.5
4th Down: Made-Att	4-10	4-11
4th Down Pct.	40.0	36.4
POSSESSION AVG.	30:19	29:41
TOTAL NET YARDS	5118	5060
Avg. Per Game	319.9	316.3
Total Plays	1015	1009
Avg. Per Play	5.0	5.0
NET YARDS RUSHING	1778	1675
Avg. Per Game	111.1	104.7
Total Rushes	455	425
NET YARDS PASSING	3340	3385
Avg. Per Game	208.8	211.6
Sacked-Yards Lost	25-167	45-277
Gross Yards	3507	3662
Att.-Completions	535-308	539-319
Completion Pct.	57.6	59.2
Had Intercepted	14	10
PUNTS-AVG.	91-44.2	98-46.6
Net Punting Avg.	39.2	38.9
PENALTIES-YARDS	99-874	101-878
FUMBLES-BALLS LOST	17-8	26-12
TOUCHDOWNS	35	37
Rushing	10	14
Passing	21	21
Returns	4	2

SCORE BY PERIODS	1	2	3	4	OT	PTS
BENGALS	83	59	86	116	0	344
OPPONENTS	51	132	50	90	0	323

SCORING	TD	TD-R	TD-P	TD-Rt	K-PAT	FG	S	PTS
Mike Nugent	0	0	0	0	33-34	33-38	0	132
A.J. Green	7	0	7	0	—	—	0	42
Cedric Benson	6	6	0	0	—	—	0	36
Jermaine Gresham	6	0	6	0	—	—	0	36
Jerome Simpson	4	0	4	0	—	—	0	24
Andre Caldwell	3	0	3	0	—	—	0	18
Bernard Scott	3	3	0	0	—	—	0	18
Geno Atkins	1	0	0	1	—	—	0	6
Colin Cochart	1	0	1	0	—	—	0	6
Andy Dalton	1	1	0	0	—	—	0	6
Carlos Dunlap	1	0	0	1	—	—	0	6
Reggie Nelson	1	0	0	1	—	—	0	6
Brandon Tate	1	0	0	1	—	—	0	6
(team)	—	—	—	—	—	—	1	2
BENGALS	35	10	21	4	33-34	33-38	1	344
OPPONENTS	37	14	21	2	35-35	22-27	0	323

Two-point conversions: None. BENGALS 0-1 (0-0 R, 0-1 P),  
OPPONENTS 0-2 (0-1 R, 0-1 P).

Fumbles-lost: Cedric Benson 5-2, Andy Dalton 4-2, Brandon Tate 3-1, Geno Atkins 1-1, Nate Clements 1-1, Jermaine Gresham 1-1, A.J. Green 1-0, Jordan Shipley 1-0. BENGALS 17-8, OPPONENTS 26-12.

PASSING	ATT	CMP	YDS	CMP%	YDS/ATT	TD	TD%	INT	INT%	LG	SKD-YDS	RAT
Andy Dalton	516	300	3398	58.1	6.59	20	3.9	13	2.5	84	24-160	80.4
Bruce Gradkowski	18	8	109	44.4	6.06	1	5.6	1	5.6	41t	1-7	59.7
Bernard Scott	1	0	0	0.0	0.00	0	0.0	0	0.0	—	0-0	39.6
BENGALS	535	308	3507	57.6	6.56	21	3.9	14	2.6	84	25-167	79.6
OPPONENTS	539	319	3662	59.2	6.79	21	3.9	10	1.9	74t	45-277	85.0

RUSHING	ATT	YDS	AVG	LG	TD
Cedric Benson	273	1067	3.9	42	6
Bernard Scott	112	380	3.4	25t	3
Andy Dalton	37	152	4.1	17	1
Brian Leonard	17	85	5.0	14	0
A.J. Green	5	53	10.6	22	0
Andrew Hawkins	5	25	5.0	8	0
Cedric Peerman	3	15	5.0	11	0
Bruce Gradkowski	3	1	0.3	1	0
BENGALS	455	1778	3.9	42	10
OPPONENTS	425	1675	3.9	70t	14

RECEIVING	REC	YDS	AVG	LG	TD
A.J. Green	65	1057	16.3	58	7
Jermaine Gresham	56	596	10.6	31	6
Jerome Simpson	50	725	14.5	84	4
Andre Caldwell	37	317	8.6	49t	3
Andrew Hawkins	23	263	11.4	26	0
Brian Leonard	22	210	9.5	37	0
Cedric Benson	15	82	5.5	11	0
Bernard Scott	13	38	2.9	14	0
Donald Lee	11	115	10.5	26	0
Colin Cochart	5	44	8.8	25	1
Ryan Whalen	4	27	6.8	13	0
Jordan Shipley	4	14	3.5	5	0
Chris Pressley	3	19	6.3	9	0
BENGALS	308	3507	11.4	84	21
OPPONENTS	319	3662	11.5	74t	21

INTERCEPTIONS	NO	YDS	AVG	LG	TD
Reggie Nelson	4	115	28.8	75t	1
Leon Hall	2	15	7.5	15	0
Nate Clements	2	5	2.5	7	0
Rey Mauluga	1	2	2.0	2	0
Michael Johnson	1	0	0.0	0	0
BENGALS	10	137	13.7	75t	1
OPPONENTS	14	159	11.4	43t	1

PUNTING	NO	YDS	AVG	NET	TB	IN-20	LG	BLK.
Kevin Huber	91	4023	44.2	39.2	9	24	71	0
BENGALS	91	4023	44.2	39.2	9	24	71	0
OPPONENTS	98	4562	46.6	38.9	7	23	65	0

PUNT RETURNS	NO	FC	YDS	AVG	LG	TD
Brandon Tate	51	17	543	10.6	56t	1
Adam Jones	2	0	67	33.5	63	0
Nate Clements	0	1	0	—	—	0
BENGALS	53	18	610	11.5	63	1
OPPONENTS	38	26	273	7.2	60t	1

KICKOFF RETURNS	NO	YDS	AVG	LG	TD
Brandon Tate	42	998	23.8	45	0
Nate Clements	1	4	4.0	4	0
Cedric Peerman	1	10	10.0	10	0
Bernard Scott	1	26	26.0	26	0
Adam Jones	0	-12	—	-12	0
BENGALS	45	1026	22.8	45	0
OPPONENTS	44	916	20.8	51	0

FIELD GOALS	1-19	20-29	30-39	40-49	50+
Mike Nugent	0-0	14-14	5-8	14-16	0-0
BENGALS	0-0	14-14	5-8	14-16	0-0
OPPONENTS	1-1	8-8	4-4	7-9	2-5

Mike Nugent: (24G, 47G), (45G, 37G, 23G), (22G, 23G), (31G, 21G, 43G), (47G), (20G, 43G, 43WR), (34G, 48G), (36G), (43G), (27G), (23G, 40G, 26G), (33B), (22G, 47G, 49G, 28G), (21G, 41G), (24G, 35WR, 48WR, 41G, 32G), (46G, 36WR, 46G, 23G).

Opponents: (20G), (34G), (23G, 53G), (43G, 23G), (19G, 20G), (46G, 52B), (47G, 25G), (43G), (39G), (22G), (32G, 54G, 55SH), (50WR), (46G, 47WR, 33G), (45WR, 26G, 43G), (29G), (42G).

## USUAL STARTERS

OFFENSE	DEFENSE
WR Jerome Simpson	LDE Robert Geathers
LOT Andrew Whitworth	NT Domata Peko
LG Nate Livings	DT Geno Atkins
C Kyle Cook	RDE Frostee Rucker
RG Bobbie Williams	SLB Manny Lawson
ROT Andre Smith	MLB Rey Mauluga
TE Jermaine Gresham	WLB Thomas Howard
WR A.J. Green	LCB Nate Clements
QB Andy Dalton	RCB Leon Hall
HB Cedric Benson	Adam Jones
FB Chris Pressley	Chris Crocker
	SS Reggie Nelson

DEFENSE*	ST	AT	TT	SKS-YDS	INT-YDS	PD	FF	FR-YDS
Thomas Howard	64	35	99	1-4	0-0	3	2	0-0
Rey Mauluga	53	35	88	0-0	1-2	2	3	1-0
Reggie Nelson	57	25	82	2-16	4-115	12	2	0-0
Domata Peko	34	32	66	2.5-19	0-0	0	1	1-0
Chris Crocker	45	16	61	3.5-14	0-0	5	1	0-0
Nate Clements	49	6	55	1-8	2.5-12	2	2	2-0
Manny Lawson	30	21	51	1.5-6	0-0	4	0	0-0
Geno Atkins	26	21	47	7.5-37.5	0-0	3	2	2-19
Frostee Rucker	32	12	44	4-24	0-0	2	0	0-0
Michael Johnson	28	14	42	6-39.5	1-0	5	1	1-0
Leon Hall	29	3	32	0-0	2-15	7	0	1-10
Kelly Jennings	24	7	31	1-2	0-0	5	0	0-0
Robert Geathers	10	19	29	2.5-8	0-0	1	0	0-0
Adam Jones	26	2	28	0-0	0-0	6	0	0-0
Brandon Johnson	16	10	26	0-0	0-0	3	0	0-0
Jonathan Fanene	17	7	24	6.5-48	0-0	1	0	2-0
Gibbil Wilson	12	11	23	0-0	0-0	0	1	1-0
Carlos Dunlap	11	12	23	4.5-42	0-0	3	0	1-35
Pat Sims	11	9	20	1-5	0-0	0	0	0-0
Dan Skuta	9	11	20	0.5-4	0-0	0	1	0-0
Morgan Trent	3	2	5	0-0	0-0	0	0	0-0
Taylor Mays	1	3	4	0-0	0-0	1	0	0-0
Nick Hayden	2	0	2	0-0	0-0	0	0	0-0
Jeremy Miles	2	0	2	0-0	0-0	0	0	0-0

SPECIAL TEAMS*	ST	AT	TT	FF	FR-YDS	BP	BFG	BXP
Jeremy Miles	13	1	14	0	0-0	0	0	0
Cedric Peerman	9	3	12	0	0-0	0	0	0
Dan Skuta	7	4	11	0	0-0	0	0	0
Gibbil Wilson	9	1	10	0	0-0	0	0	0
Brian Leonard	6	1	7	0	0-0	0	0	0
Taylor Mays	6	0	6	0	0-0	0	0	0
Vincent Rey	6	0	6	0	0-0	0	0	0
Brandon Johnson	4	1	5	1	0-0	0	0	0
Andrew Hawkins	2	2	4	0	0-0	0	0	0
Reggie Nelson	2	1	3	0	0-0	0	0	0
Clark Harris	1	2	3	0	0-0	0	0	0
Kelly Jennings	2	0	2	0	0-0	0	0	0
Andre Caldwell	1	0	1	0	0-0	0	0	0
Colin Cochart	1	0	1	0	0-0	0	0	0
Manny Lawson	1	0	1	0	0-0	0	0	0
Rico Murray	1	0	1	0	0-0	0	0	0
Morgan Trent	1	0	1	0	0-0	0	0	0
Brandon Ghee	0	1	1	0	0-0	0	0	0
Nate Clements	0	0	0	0	0-0	0	1	0

MISCELLANEOUS DEFENSE*	ST	AT	TT	FF	FR-YDS
Andre Caldwell	2	0	2	0	0-0
Andy Dalton	2	0	2	0	0-0
A.J. Green	2	0	2	0	0-0
Jermaine Gresham	2	0	2	0	0-0
Nate Livings	2	0	2	0	0-0
Jerome Simpson	2	0	2	0	0-0
Andre Smith	2	0	2	0	0-0
Cedric Benson	1	1	2	0	0-0
Andrew Hawkins	1	0	1	0	0-0
Cedric Peerman	1	0	1	0	0-0
Andrew Whitworth	1	0	1	0	0-0



# 2012 STATISTICS

RECORD: 10-6-0

HEAD COACH: MARVIN LEWIS

(BENGALS WERE WILD CARD QUALIFIER; SEE POSTSEASON PORTION OF TEAM HISTORY SECTION FOR POSTSEASON STATS)

DATE	W-L	SCORE	OPPONENT	ATTENDANCE
9-10-12	L	13-44	at Baltimore	71,064
9-16-12	W	34-27	CLEVELAND	63,036
9-23-12	W	38-31	at Washington	80,060
9-30-12	W	27-10	at Jacksonville	63,030
10-7-12	L	13-17	MIAMI	61,162
10-14-12	L	24-34	at Cleveland	67,060
10-21-12	L	17-24	PITTSBURGH	63,411
10-28-12			— BYE —	
11-4-12	L	23-31	DENVER	63,623
11-11-12	W	31-13	N.Y. GIANTS	56,614
11-18-12	W	28-6	at Kansas City	63,336
11-25-12	W	34-10	OAKLAND	56,503
12-2-12	W	20-13	at San Diego	54,980
12-9-12	L	19-20	DALLAS	63,590
12-13-12	W	34-13	at Philadelphia	69,144
12-23-12	W	13-10	at Pittsburgh	63,236
12-30-12	W	23-17	BALTIMORE	61,565

TEAM STATISTICS	BENGALS	OPPONENTS
TOTAL FIRST DOWNS	292	307
Rushing	95	99
Passing	173	183
Penalty	24	25
3rd Down: Made-Att	74-217	79-219
3rd Down Pct.	34.1	36.1
4th Down: Made-Att	11-16	5-12
4th Down Pct.	68.8	41.7
POSSESSION AVG.	30:26	29:34
TOTAL NET YARDS	5323	5115
Avg. Per Game	332.7	319.7
Total Plays	1016	1034
Avg. Per Play	5.2	4.9
NET YARDS RUSHING	1745	1715
Avg. Per Game	109.1	107.2
Total Rushes	430	423
NET YARDS PASSING	3578	3400
Avg. Per Game	223.6	212.5
Sacked-Yards Lost	46-229	51-361
Gross Yards	3807	3761
Att.-Completions	540-335	560-346
Completion Pct.	62.0	61.8
Had Intercepted	16	14
PUNTS-AVG.	76-46.6	86-44.4
Net Punting Avg.	42.0	36.8
PENALTIES-YARDS	99-857	90-779
FUMBLES-BALLS LOST	19-10	26-16
TOUCHDOWNS	43	34
Rushing	11	13
Passing	28	16
Returns	4	5

SCORE BY PERIODS	1	2	3	4	OT	PTS
BENGALS	113	104	63	111	0	391
OPPONENTS	42	102	80	96	0	320

SCORING	TD	TD-R	TD-P	TD-R	K-PAT	FG	S	PTS
Mike Nugent	0	0	0	0	35-35	19-23	0	92
A.J. Green	11	0	11	0	—	—	0	66
Josh Brown	0	0	0	0	8-8	11-12	0	41
BenJarvus Green-Ellis	6	0	0	0	—	—	0	36
Jermaine Gresham	5	0	5	0	—	—	0	30
Andy Dalton	4	4	0	0	—	—	0	24
Andrew Hawkins	4	0	4	0	—	—	0	24
Mohamed Sanu	4	0	4	0	—	—	0	24
Armon Binns	1	0	1	0	—	—	0	6
Carlos Dunlap	1	0	0	1	—	—	0	6
Wallace Gilberry	1	0	0	1	—	—	0	6
Leon Hall	1	0	0	1	—	—	0	6
Adam Jones	1	0	0	1	—	—	0	6
Marvin Jones	1	0	1	0	—	—	0	6
Cedric Peerman	1	1	0	0	—	—	0	6
Chris Pressley	1	0	1	0	—	—	0	6
Brandon Tate	1	0	1	0	—	—	0	6
BENGALS	43	11	28	4	43-43	30-35	0	391
OPPONENTS	34	13	16	5	33-33	27-32	0	320

Two-point conversions: None. BENGALS 0-0 (0-0 R, 0-0 P), OPPONENTS 1-1 (0-0 R, 1-1 P).

Fumbles-lost: Andy Dalton 4-4, Brandon Tate 4-1, BenJarvus Green-Ellis 3-2, A.J. Green 2-1, Jermaine Gresham 2-1, Armon Binns 1-1, Bruce Gradkowski 1-0, Andrew Hawkins 1-0, Trevor Robinson 1-0. BENGALS 19-10, OPPONENTS 26-16.

PASSING	ATT	CMP	YDS	CMP%	YDS/ATT	TD	TD%	INT	INT%	LG	SKD-YDS	RAT
Andy Dalton	528	329	3669	62.3	6.95	27	5.1	16	3.0	59t	46-229	87.4
Bruce Gradkowski	11	5	65	45.5	5.91	0	0.0	0	0.0	44	0-0	64.6
Mohamed Sanu	1	1	73	100.0	73.00	1	100.0	0	0.0	73t	0-0	158.3
BENGALS	540	335	3807	62.0	7.05	28	5.2	16	3.0	73t	46-229	88.1
OPPONENTS	560	346	3761	61.8	6.72	16	2.9	14	2.5	71t	51-361	80.7

RUSHING	ATT	YDS	AVG	LG	TD
BenJarvus Green-Ellis	278	1094	3.9	48	6
Cedric Peerman	36	258	7.2	48	1
Andy Dalton	47	120	2.6	17	4
Brian Leonard	33	106	3.2	11	0
Marvin Jones	3	47	15.7	37	0
A.J. Green	4	38	9.5	20	0
Bernard Scott	8	35	4.4	29	0
Andrew Hawkins	6	30	5.0	11	0
Mohamed Sanu	5	15	3.0	7	0
Daniel Herron	4	5	1.3	6	0
Brandon Tate	1	0	0.0	0	0
Kevin Huber	1	-1	-1.0	-1	0
Bruce Gradkowski	4	-2	-0.5	0	0
BENGALS	430	1745	4.1	48	11
OPPONENTS	423	1715	4.1	32t	13

RECEIVING	REC	YDS	AVG	LG	TD
A.J. Green	97	1350	13.9	73t	11
Jermaine Gresham	64	737	11.5	55t	5
Andrew Hawkins	51	533	10.5	59t	4
BenJarvus Green-Ellis	22	104	4.7	13	0
Armon Binns	18	210	11.7	48t	1
Marvin Jones	18	201	11.2	23	1
Mohamed Sanu	16	154	9.6	34	4
Brandon Tate	13	211	16.2	44t	1
Brian Leonard	11	67	6.1	16	0
Cedric Peerman	9	85	9.4	16	0
Orson Charles	8	101	12.6	25	0
Ryan Whalen	7	53	7.6	10	0
Chris Pressley	1	1	1.0	1t	1
BENGALS	335	3807	11.4	73t	28
OPPONENTS	346	3761	10.9	71t	16

INTERCEPTIONS	NO	YDS	AVG	LG	TD
Chris Crocker	3	52	17.3	29	0
Reggie Nelson	3	10	3.3	10	0
Leon Hall	2	61	30.5	44	1
Terence Newman	2	0	0.0	0	0
Nate Clements	1	21	21.0	21	0
Carlos Dunlap	1	14	14.0	14t	1
Michael Johnson	1	3	3.0	3	0
Pat Sims	1	3	3.0	3	0
BENGALS	14	164	11.7	44	2
OPPONENTS	16	187	11.7	37	4

PUNTING	NO	YDS	AVG	NET	TB	IN-20	LG	BLK.
Kevin Huber	76	3540	46.6	42.0	7	33	69	0
BENGALS	76	3540	46.6	42.0	7	33	69	0
OPPONENTS	86	3816	44.4	36.8	8	22	68	1

PUNT RETURNS	NO	FC	YDS	AVG	LG	TD
Adam Jones	26	0	301	11.6	81t	1
Brandon Tate	21	11	187	8.9	32	0
BENGALS	47	11	488	10.4	81t	1
OPPONENTS	27	14	210	7.8	60	0

KICKOFF RETURNS	NO	YDS	AVG	LG	TD
Brandon Tate	32	795	24.8	45	0
Adam Jones	3	64	21.3	31	0
Orson Charles	2	17	8.5	10	0
Cedric Peerman	2	37	18.5	19	0
Chris Pressley	2	15	7.5	8	0
BENGALS	41	928	22.6	45	0
OPPONENTS	60	1468	24.5	105t	1

FIELD GOALS	1-19	20-29	30-39	40-49	50+
Mike Nugent	2-2	5-5	5-5	6-9	1-2
Josh Brown	0-0	3-3	4-4	3-3	1-2
BENGALS	2-2	8-8	9-9	9-12	2-4
OPPONENTS	1-1	6-7	7-7	11-12	2-5

Mike Nugent: (34G, 19G), (39G, 37G), (47G), (35G, 35G), (42G, 24G, 41WR), (44G), (48G), (28G, 46WR, 49G, 41G), (28G), (50WL), (48WR, 55G, 20G), (19G, 24G), (—), (—), (—), (—).

Josh Brown: (—), (—), (—), (—), (—), (—), (—), (—), (—), (—), (—), (—), (25G, 33G, 25G, 52G), (24G, 32G), (41G, 56SH, 43G), (47G, 32G, 38G).

Opponents: (46G, 40G, 39G), (50G, 25G), (36G), (21G), (46G, 53WL), (41G, 38G), (42G, 47G, 42G), (43G), (23G, 31G), (34G, 33G), (55G), (20G, 19G, 54HRU), (37G, 40G), (22G, 20G), (24WL, 40G, 53SH), (45WL, 49G).

## USUAL STARTERS

OFFENSE		DEFENSE	
WR	Marvin Jones	LDE	Robert Geathers
	Armon Binns	NT	Domata Peko
LOT	Andrew Whitworth	DT	Geno Atkins
LG	Clint Boling	RDE	Michael Johnson
C	Jeff Faine	SLB	Manny Lawluga
	Trevor Robinson	MLB	Rey Mauluga
RG	Kevin Zeitler	WLB	Vontaze Burfict
ROT	Andre Smith	LCB	Terence Newman
TE	Jermaine Gresham	RCB	Leon Hall
WR	A.J. Green	SS	Chris Crocker
QB	Andy Dalton	FS	Reggie Nelson
HB	BenJarvus Green-Ellis		
FB	Chris Pressley		
	Orson Charles (2nd TE)		

DEFENSE*	ST	AT	TT	SKS-YDS	INT-YDS	PD	FF	FR-YDS
Vontaze Burfict	73	54	127	1-11	0-0	2	0	1-0
Rey Mauluga	62	60	122	1-0	0-0	4	0	1-0
Reggie Nelson	54	29	83	1-8	3-10	9	2	0-0
Terence Newman	52	21	73	0-0	2-0	10	1	2-8
Geno Atkins	39	15	54	12.5-90	0-0	2	4	0-0
Domata Peko	23	30	53	2-14	0-0	3	0	1-0
Michael Johnson	35	17	52	11.5-71	1-3	2	0	1-0
Nate Clements	30	21	51	0-0	1-21	5	1	0-0
Carlos Dunlap	34	7	41	6-55	1-14	3	4	3-2
Chris Crocker	29	12	41	0-0	3-52	5	0	1-12
Manny Lawluga	29	9	38	2-16	0-0	1	1	0-0
Adam Jones	32	5	37	1-6	0-0	9	1	0-0
Leon Hall	23	14	37	0-0	2-61	11	0	0-0
Robert Geathers	12	18	30	3-15.5	0-0	0	0	0-0
Wallace Gilberry	15	9	24	6.5-48	0-0	0	1	3-31
Pat Sims	12	5	17	0-0	1-3	1	0	0-0
Taylor Mays	11	6	17	0-0	0-0	0	0	0-0
Jeremy Miles	10	5	15	0-0	0-0	0	0	0-0
Devon Still	5	9	14	0.5-2.5	0-0	0	1	0-0
Vincent Rey	8	4	12	1-8	0-0	1	0	0-0
Emmanuel Lamur	7	4	11	0-0	0-0	1	0	0-0
Dan Skuta	5	5	10	0-0	0-0	1	0	0-0
Thomas Howard	3	0	3	1-6	0-0	1	0	0-0
Jamaal Anderson	1	2	3	0-0	0-0	0	0	0-0
Jason Allen	2	0	2	0-0	0-0	0	0	0-0
Dre Kirkpatrick	2	0	2	0-0	0-0	0	0	0-0
Chris Lewis-Harris	2	0	2	0-0	0-0	0	0	0-0
Brandon Thompson	1	0	1	0-0	0-0	0	0	0-0
(team)	—	—	—	1-10	—	—	—	—

SPECIAL TEAMS*	ST	AT	TT	FF	FR-YDS	BP	BFG	BXP
Dan Skuta	11	6	17	0	0-0	0	0	0
Jeremy Miles	11	2	13	0	0-0	0	0	0
Vincent Rey	8	1	9	0	0-0	0	0	0
Emmanuel Lamur	3	5	8	0	0-0	0	0	0
Cedric Peerman	6	0	6	0	0-0	0	0	0
Taylor Mays	3	2	5	0	1-0	0	0	0
Ryan Whalen	1	4	5	0	0-0	0	0	0
Clark Harris	4	0	4	0	0-0	0	0	0
Daniel Herron	3	1						

# 2013 STATISTICS

RECORD: 11-5

HEAD COACH: MARVIN LEWIS  
(BENGALS WON AFC NORTH DIVISION; SEE POSTSEASON  
PORTION OF TEAM HISTORY SECTION FOR POSTSEASON STATS)

DATE	W-L	SCORE	OPPONENT	ATTENDANCE
9-8-13	L	21-24	at Chicago	62,213
9-16-13	W	20-10	PITTSBURGH	64,585
9-22-13	W	34-30	GREEN BAY	64,633
9-29-13	L	6-17	at Cleveland	71,481
10-6-13	W	13-6	NEW ENGLAND	64,259
10-13-13	W	27-24 (OT)	at Buffalo	67,739
10-20-13	W	27-24	at Detroit	63,207
10-27-13	W	49-9	N.Y. JETS	62,576
10-31-13	L	20-22 (OT)	at Miami	52,388
11-10-13	L	17-20 (OT)	at Baltimore	70,992
11-17-13	W	41-20	CLEVELAND	63,856
11-24-13			— BYE —	
12-1-13	W	17-10	at San Diego	61,536
12-8-13	W	42-28	INDIANAPOLIS	62,507
12-15-13	L	20-30	at Pittsburgh	45,873
12-22-13	W	42-14	MINNESOTA	61,555
12-29-13	W	34-17	BALTIMORE	62,406

TEAM STATISTICS	BENGALS	OPPONENTS
TOTAL FIRST DOWNS	330	282
Rushing	101	72
Passing	205	178
Penalty	24	32
3rd Down: Made-Att	92-225	74-225
3rd Down Pct.	40.9	32.9
4th Down: Made-Att	12-21	5-16
4th Down Pct.	57.1	31.3
POSSESSION AVG.	31:58	28:02
TOTAL NET YARDS	5891	4888
Avg. Per Game	368.2	305.5
Total Plays	1097	1042
Avg. Per Play	5.4	4.7
NET YARDS RUSHING	1755	1544
Avg. Per Game	109.7	96.5
Total Rushes	481	385
NET YARDS PASSING	4136	3344
Avg. Per Game	258.5	209.0
Sacked-Yards Lost	29-182	43-279
Gross Yards	4318	3623
Att.-Completions	587-364	614-362
Completion Pct.	62.0	59.0
Had Intercepted	20	20
PUNTS-AVG.	75-44.4	90-44.3
Net Punting Avg.	39.9	39.3
PENALTIES-YARDS	102-1000	69-692
FUMBLES-BALLS LOST	20-10	16-11
TOUCHDOWNS	54	32
Rushing	14	6
Passing	33	22
Returns	7	4

SCORE BY PERIODS	1	2	3	4	OT	PTS
BENGALS	87	123	103	114	3	430
OPPONENTS	88	71	83	58	5	305

SCORING	TD	TD-R	TD-P	TD-R	K-PAT	FG	S	PTS
Mike Nugent	0	0	0	0	52-53	18-22	0	106
A.J. Green	11	0	11	0	—	—	0	66
Marvin Jones	10	0	10	0	—	—	0	60
Giovani Bernard	8	5	3	0	—	—	0	48
BenJarvus Green-Ellis	7	7	0	0	—	—	0	42
Jermaine Gresham	4	0	4	0	—	—	0	24
Andy Dalton	2	2	0	0	—	—	0	12
Tyler Eifert	2	0	2	0	—	—	0	12
Mohamed Sanu	2	0	2	0	—	—	0	12
Vontaze Burfict	1	0	0	1	—	—	0	6
Chris Crocker	1	0	0	1	—	—	0	6
Tony Dye	1	0	0	1	—	—	0	6
Adam Jones	1	0	0	1	—	—	0	6
Dre Kirkpatrick	1	0	0	1	—	—	0	6
Terence Newman	1	0	0	1	—	—	0	6
Vincent Rey	1	0	0	1	—	—	0	6
Alex Smith	1	0	1	0	—	—	0	6
BENGALS	54	14	33	7	52-53	18-22	0	430
OPPONENTS	32	6	22	4	31-31	26-31	1	305

Two-point conversions: None. BENGALS 0-1 (0-0 R, 0-1 P), OPPONENTS 1-1 (1-1 R, 0-0 P).

Fumbles-lost: Andy Dalton 4-3, Jermaine Gresham 3-3, BenJarvus Green-Ellis 2-2, Reggie Nelson 2-0, Brandon Tate 2-0, Giovani Bernard 1-1, Mohamed Sanu 1-1, A.J. Green 1-0, Andrew Hawkins 1-0, Kevin Huber 1-0, Josh Johnson 1-0, Al Smith 1-0. BENGALS 20-10, OPPONENTS 16-11.gg

PASSING	ATT	CMP	YDS	CMP%	YDS/ATT	TD	TD%	INT	INT%	LG	SKD-YDS	RAT
Andy Dalton	586	363	4293	61.9	7.33	33	5.6	20	3.4	821	29-182	88.8
Mohamed Sanu	1	1	25	100.0	25.00	0	0.0	0	0.0	25	0-0	118.8
BENGALS	587	364	4318	62.0	7.36	33	5.6	20	3.4	821	29-182	89.0
OPPONENTS	614	362	3623	59.0	5.90	22	3.6	20	3.3	741	43-279	74.2

RUSHING	ATT	YDS	AVG	LG	TD
BenJarvus Green-Ellis	220	756	3.4	25	7
Giovani Bernard	170	695	4.1	35t	5
Andy Dalton	61	183	3.0	12	2
Marvin Jones	8	65	8.1	34	0
Josh Johnson	7	20	2.9	10	0
Cedric Peerman	8	17	2.1	5	0
Mohamed Sanu	4	16	4.0	9	0
Andrew Hawkins	2	3	1.5	6	0
Kevin Huber	1	0	0.0	0	0
BENGALS	481	1755	3.6	35t	14
OPPONENTS	385	1544	4.0	51	6

RECEIVING	REC	YDS	AVG	LG	TD
A.J. Green	98	1426	14.6	82t	11
Giovani Bernard	56	514	9.2	41	3
Marvin Jones	51	712	14.0	45	10
Mohamed Sanu	47	455	9.7	32	2
Jermaine Gresham	46	458	10.0	30	4
Tyler Eifert	39	445	11.4	61	2
Andrew Hawkins	12	199	16.6	50	0
Dane Sanzenbacher	6	61	10.2	23	0
BenJarvus Green-Ellis	4	22	5.5	10	0
Alex Smith	3	12	4.0	7	1
Orson Charles	1	8	8.0	8	0
Brandon Tate	1	6	6.0	6	0
BENGALS	364	4318	11.9	82t	33
OPPONENTS	362	3623	10.0	74t	22

INTERCEPTIONS	NO	YDS	AVG	LG	TD
Adam Jones	3	60	20.0	60t	1
Dre Kirkpatrick	3	21	7.0	21t	1
Chris Crocker	2	41	20.5	32t	1
Vincent Rey	2	29	14.5	25t	1
Terence Newman	2	8	4.0	9	0
Reggie Nelson	2	0	0.0	0	0
Rey Mauluga	1	14	14.0	14	0
Vontaze Burfict	1	12	12.0	12	0
James Harrison	1	9	9.0	9	0
Michael Johnson	1	7	7.0	7	0
Leon Hall	1	0	0.0	0	0
George Iloka	1	-1	-1.0	-1	0
BENGALS	20	200	10.0	60t	4
OPPONENTS	20	369	18.5	94t	2

PUNTING	NO	YDS	AVG	NET	TB	IN-20	LG	BLK.
Kevin Huber	66	2982	45.2	40.5	4	24	75	0
Shawn Powell	7	268	38.3	34.7	0	3	52	0
Mike Nugent	2	80	40.0	40.0	0	0	43	0
BENGALS	75	3330	44.4	39.9	4	27	75	0
OPPONENTS	90	3984	44.3	39.3	1	37	65	1

PUNT RETURNS	NO	FC	YDS	AVG	LG	TD
Brandon Tate	36	16	336	9.3	43	0
Adam Jones	11	0	88	8.0	27	0
BENGALS	47	16	424	9.0	43	0
OPPONENTS	27	22	254	9.4	67t	1

KICKOFF RETURNS	NO	YDS	AVG	LG	TD
Brandon Tate	35	914	26.1	71	0
Cedric Peerman	4f	66	16.5	26	0
BENGALS	39	980	25.1	71	0
OPPONENTS	52	1219	23.4	48	0

FIELD GOALS	1-19	20-29	30-39	40-49	50+
Mike Nugent: (-), (41G, 25G), (52WL), (25G, 43G), (39G, 50G), (46G, 34WR, 43G), (47WL, 48G, 54G), (-), (31G, 54G), (42WL, 32G), (41G, 38G), (46G), (-), (-), (-), (39G, 38G).	0-0	2-2	6-7	7-9	3-4
BENGALS	0-0	2-2	6-7	7-9	3-4
OPPONENTS	2-2	6-6	5-8	9-11	4-4

Opponents: (58G), (44G), (41G, 19G, 26G), (37WL, 49B, 51G), (42G, 19G), (51G), (36G, 34B), (45G, 47G, 50G), (34WL, 36G, 44G), (36G, 46G), (20G, 28G), (48G), (44WR), (25G, 45G, 26G), (-), (38G, 22G, 34G).

USUAL STARTERS			
OFFENSE		DEFENSE	
WR	Mohamed Sanu	LDE	Carlos Dunlap
LOT	Andrew Whitworth	NT	Domata Peko
	Anthony Collins	DT	Geno Atkins
LG	Clint Boling		Brandon Thompson
C	Kyle Cook	RDE	Michael Johnson
RG	Kevin Zeitler	SLB	James Harrison
ROT	Andre Smith	MLB	Rey Mauluga
TE	Jermaine Gresham	WLB	Vontaze Burfict
TE	Tyler Eifert	LCB	Terence Newman
WR	A.J. Green	RCB	Adam Jones
QB	Andy Dalton	SS	George Iloka
HB	BenJarvus Green-Ellis	FS	Reggie Nelson

DEFENSE*	ST	AT	TT	SKS-YDS	INT-YDS	PD	FF	FR-YDS
Vontaze Burfict	114	57	171	3-20	1-12	8	1	2-13
Rey Mauluga	52	23	75	1-0	1-14	2	0	0-0
George Iloka	41	25	66	0-0	1-(-1)	6	2	1-0
Reggie Nelson	44	15	59	1-11	2-0	8	1	2-12
Carlos Dunlap	39	19	58	7.5-40.5	0-0	6	4	1-42
Michael Johnson	35	21	56	3.5-23	1-7	9	2	0-0
Adam Jones	43	12	55	0-0	3-60	13	1	2-43
Terence Newman	45	7	52	0-0	2-8	13	0	0-0
Domata Peko	24	28	52	3-16.5	0-0	0	0	0-0
Vincent Rey	30	17	47	4-28	2-29	5	1	1-0
Chris Crocker	28	9	37	1.5-11.5	2-41	7	0	0-0
James Harrison	16	14	30	2-2	1-9	1	0	1-0
Dre Kirkpatrick	20	7	27	1-1	3-21	6	0	0-0
Wallace Gilberry	18	6	24	7.5-56.5	0-0	3	1	0-0
Brandon Thompson	14	9	23	1.5-12.5	0-0	1	0	0-0
Leon Hall	14	6	20	0-0	1-0	6	0	0-0
Geno Atkins	9	11	20	6-52.5	0-0	0	0	0-0
Taylor Mays	11	6	17	0-0	0-0	3	0	0-0
Michael Boley	7	1	8	0-0	0-0	0	0	0-0
Devon Still	3	4	7	0-0	0-0	3	0	0-0
Brandon Ghee	3	3	6	0-0	0-0	5	0	0-0
Jayson DilManche	2	2	4	0-0	0-0	0	0	0-0
Margus Hunt	1	2	3	0.5-4	0-0	0	0	0-0
Shawn Williams	1	1	2	0-0	0-0	0	0	0-0
J.K. Schaffer	0	1	1	0-0	0-0	0	0	0-0

SPECIAL TEAMS*	ST	AT	TT	FF	FR-YDS	BP	BFG	BXP
Jayson DilManche	8	6	14	0	0-0	1	0	0
Cedric Peerman	11	1	12	0	0-0	0	0	0
Shawn Williams	7	3	10	0	0-0	0	0	0
Vincent Rey	6	4	10	0	0-0	0	0	0
Reggie Nelson	5	1	6	0	0-0	0	0	0
J.K. Schaffer	5	1	6	0	0-0	0	0	0
Orson Charles	4	2	6	0	0-0	0	0	0
Andrew Hawkins	3	0	3	0	0-0	0	0	0
Dre Kirkpatrick	3	0	3	0	0-0	0	0	0
Mike Nugent	3	0	3	0	0-0	0	0	0
Marvin Jones	2	1	3	0	0-0	0	0	0
Chris Lewis-Harris	2	1	3	0	0-0	0	0	0
Alex Smith	2	1	3	0	0-0	0	0	0
Taylor Mays	1	1	2	0	1-0	0	0	0
Michael Boley	0	2	2	0	0-0	0	0	0
Brandon Ghee	1	0	1	0	0-0	0	0	0
Clark Harris	1	0	1	0	0-0	0	0	0
Adam Jones	1	0	1	0	0-0	0	0	0
Jeremy Miles	1	0	1	0	0-0	0	0	0
Ryan Whalen	1	0	1	0	0-0	0	0	0
Tony Dye								

# 2014 STATISTICS

RECORD: 10-5-1

HEAD COACH: MARVIN LEWIS  
(BENGALS WERE WILD CARD QUALIFIER; SEE POSTSEASON  
PORTION OF TEAM HISTORY SECTION FOR POSTSEASON STATS)

DATE	W-L	SCORE	OPPONENT	ATTENDANCE
9-7	W	23-16	at Baltimore	70,925
9-14	W	24-10	ATLANTA	58,574
9-21	W	33-7	TENNESSEE	56,743
9-28			— BYE —	
10-5	L	17-43	at New England	68,756
10-12	T	37-37 (OT)	CAROLINA	57,053
10-19	L	0-27	at Indianapolis	66,539
10-26	W	27-24	BALTIMORE	55,711
11-2	W	33-23	JACKSONVILLE	60,057
11-6	L	3-24	CLEVELAND	65,871
11-16	W	27-10	at New Orleans	73,073
11-23	W	22-13	at Houston	71,777
11-30	W	14-13	at Tampa Bay	56,340
12-7	L	21-42	PITTSBURGH	65,512
12-14	W	30-0	at Cleveland	67,431
12-22	W	37-28	DENVER	66,107
12-28	L	17-27	at Pittsburgh	64,697

TEAM STATISTICS	BENGALS	OPPONENTS
TOTAL FIRST DOWNS	313	337
Rushing	122	105
Passing	164	197
Penalty	27	35
3rd Down: Made-Att	84-211	79-215
3rd Down Pct.	39.8	36.7
4th Down: Made-Att	7-13	10-19
4th Down Pct.	53.8	52.6
POSSESSION AVG.	30:04	29:56
TOTAL NET YARDS	5568	5749
Avg. Per Game	348.0	359.3
Total Plays	1018	1067
Avg. Per Play	5.5	5.4
NET YARDS RUSHING	2147	1861
Avg. Per Game	134.2	116.3
Total Rushes	492	439
NET YARDS PASSING	3421	3888
Avg. Per Game	213.8	243.0
Sacked-Yards Lost	23-130	20-125
Gross Yards	3551	4013
Att.-Completions	503-323	608-365
Completion Pct.	64.2	60.0
Had Intercepted	17	20
PUNTS-AVG.	73-46.8	75-43.7
Net Punting Avg.	42.1	36.0
PENALTIES-YARDS	102-812	105-876
FUMBLES-BALLS LOST	20-9	15-6
TOUCHDOWNS	40	38
Rushing	19	16
Passing	20	18
Returns	1	4

SCORE BY PERIODS	1	2	3	4	OT	PTS
BENGALS	67	112	90	93	3	365
OPPONENTS	57	65	102	117	3	344

SCORING	TD	TD-R	TD-P	TD-R	K-PAT	FG	S	PTS
Mike Nugent	0	0	0	0	39-39	26-33	0	117
Jeremy Hill	9	9	0	0	—	—	0	54
Giovani Bernard	7	5	2	0	—	—	0	42
A.J. Green	6	0	6	0	—	—	0	36
Mohamed Sanu	5	0	5	0	—	—	0	32
Andy Dalton	5	4	1	0	—	—	0	30
Jermaine Gresham	5	0	5	0	—	—	0	30
Rex Burkhead	1	1	0	0	—	—	0	6
Dre Kirkpatrick	1	0	0	1	—	—	0	6
Brandon Tate	1	0	1	0	—	—	0	6
Geno Atkins	0	0	0	0	—	—	1	2
Taylor Mays	0	0	0	0	—	—	1	2
(team)	0	0	0	0	—	—	1	2
BENGALS	40	19	20	1	39-39	26-33	3	365
OPPONENTS	38	16	18	4	34-34	26-32	0	344

Two-point conversions: Sanu 1 (1 P). BENGALS 1-1 (0-0 R, 1-1 P), OPPONENTS 2-4 (1-2 R, 1-2 P).

Fumbles-lost: Jeremy Hill 5-2, Andy Dalton 3-2, A.J. Green 3-2, Jermaine Gresham 3-0, Brandon Tate 2-1, Jason Campbell 1-1, Dane Sanzenbacher 1-1, Adam Jones 1-0, Cedric Peerman 1-0. BENGALS 20-9, OPPONENTS 15-6.

PASSING	ATT	CMP	YDS	CMP%	YDS/ATT	TD	TD%	INT	INT%	LG	SKD-YDS	RAT
Andy Dalton	481	309	3398	64.2	7.06	19	4.0	17	3.5	811	21-124	83.5
Jason Campbell	19	11	74	57.9	3.89	0	0.0	0	0.0	38	1-0	66.6
Mohamed Sanu	3	3	79	100.0	26.33	1	33.3	0	0.0	50	1-6	158.3
BENGALS	503	323	3551	64.2	7.06	20	4.0	17	3.4	811	23-130	84.2
OPPONENTS	608	365	4013	60.0	6.60	18	3.0	20	3.3	941	20-125	75.8

RUSHING	ATT	YDS	AVG	LG	TD
Jeremy Hill	222	1124	5.1	85t	9
Giovani Bernard	168	680	4.0	89t	5
Andy Dalton	60	169	2.8	20t	4
Mohamed Sanu	7	51	7.3	26	0
Cedric Peerman	15	43	2.9	21	0
James Wright	3	30	10.0	13	0
Rex Burkhead	9	27	3.0	10t	1
Brandon Tate	3	21	7.0	12	0
A.J. Green	2	2	1.0	5	0
Jason Campbell	1	1	1.0	1	0
Ryan Hewitt	1	0	0.0	0	0
Dane Sanzenbacher	1	-1	-1.0	-1	0
BENGALS	492	2147	4.4	89t	19
OPPONENTS	439	1861	4.2	53	16

RECEIVING	REC	YDS	AVG	LG	TD
A.J. Green	69	1041	15.1	81t	6
Jermaine Gresham	62	460	7.4	23	5
Mohamed Sanu	56	790	14.1	76t	5
Giovani Bernard	43	349	8.1	46	2
Jeremy Hill	27	215	8.0	38	0
Brandon Tate	17	193	11.4	50	1
Ryan Hewitt	10	86	8.6	19	0
Dane Sanzenbacher	9	105	11.7	26	0
Rex Burkhead	7	49	7.0	15	0
Greg Little	6	69	11.5	21	0
James Wright	5	91	18.2	30	0
Kevin Brock	5	21	4.2	10	0
Tyler Eifer	3	37	12.3	20	0
Cedric Peerman	3	27	9.0	17	0
Andy Dalton	1	18	18.0	18t	1
BENGALS	323	3551	11.0	81t	20
OPPONENTS	365	4013	11.0	94t	18

INTERCEPTIONS	NO	YDS	AVG	LG	TD
Reggie Nelson	4	30	7.5	31	0
George Iloka	3	58	19.3	28	0
Dre Kirkpatrick	3	32	10.7	30t	1
Adam Jones	3	23	7.7	12	0
Emmanuel Lamur	2	6	3.0	5	0
Dane Sanzenbacher	1	6	6.0	6	0
Rey Mauluga	1	4	4.0	4	0
Terence Newman	1	3	3.0	3	0
Robert Geathers	1	2	2.0	2	0
Leon Hill	1	-3	-3.0	-3	0
BENGALS	20	161	8.1	31	1
OPPONENTS	17	348	20.5	80	2

PUNTING	NO	YDS	AVG	NET	TB	IN-20	LG	BLK.
Kevin Huber	73	3419	46.8	42.1	6	27	69	0
BENGALS	73	3419	46.8	42.1	6	27	69	0
OPPONENTS	75	3277	43.7	36.0	7	19	74	1

PUNT RETURNS	NO	FC	YDS	AVG	LG	TD
Adam Jones	22	1	265	12.0	47	0
Brandon Tate	18	14	174	9.7	49	0
BENGALS	40	15	439	11.0	49	0
OPPONENTS	30	15	226	7.5	71t	1

KICKOFF RETURNS	NO	YDS	AVG	LG	TD
Adam Jones	27	844	31.3	97	0
Brandon Tate	18	397	22.1	31	0
BENGALS	45	1241	27.6	97	0
OPPONENTS	44	1123	25.5	77	0

FIELD GOALS	1-19	20-29	30-39	40-49	50+
Mike Nugent	0-0	6-6	10-12	10-12	0-3
BENGALS	0-0	6-6	10-12	10-12	0-3
OPPONENTS	1-1	7-7	8-9	7-11	3-4

Mike Nugent: (49G, 22G, 28G, 46G, 38G, 45B), (31G, 38WR, 49WL, 55SH), (29G), (52SH, 23G), (44G, 38G, 42G, 36WR), (—), (32G, 33G), (31G), (43G), (22G, 42G), (31G, 49G), (—), (—), (44G, 44G, 34G), (37G, 49G, 23G), (39G, 50WR).

Opponents: (55WR, 38G), (46G), (40WR, 44WR), (48G, 19G, 23G, 47G, 35G), (39G, 38WR, 44G, 36G), (23G, 50G), (45G, 50G, 53G), (25G), (32G, 44WR), (31G), (36G, 25G), (32G, 42G), (22G, 44G), (—), (49WL), (29G, 25G).

## USUAL STARTERS

OFFENSE		DEFENSE	
WR	A.J. Green	LDE	Carlos Dunlap
LOT	Andrew Whitworth	NT	Domata Peko
LG	Clint Boling	DT	Geno Atkins
C	Russell Bodine	RDE	Wallace Gilberry
RG	Kevin Zeitler	SLB	Emmanuel Lamur
ROT	Andre Smith	MLB	Rey Mauluga
TE	Jermaine Gresham	WLB	Vincent Rey
H-B	Ryan Hewitt	LCB	Terence Newman
WR	Mohamed Sanu	RCB	Leon Hall
QB	Andy Dalton	SS	George Iloka
HB	Giovani Bernard	FS	Reggie Nelson
	Jeremy Hill		

DEFENSE*	ST	AT	TT	SKS-YDS	INT-YDS	PD	FF	FR-YDS
Vincent Rey	61	60	121	0-0	0-0	5	0	0-0
Reggie Nelson	60	32	92	1.5-12.5	4-30	13	0	0-0
Emmanuel Lamur	52	38	90	0-0	2-6	7	0	0-0
George Iloka	48	26	74	0-0	3-58	10	0	0-0
Terence Newman	47	24	71	0-0	1-3	14	0	0-0
Leon Hall	48	19	67	0-0	1-(-3)	8	0	0-0
Carlos Dunlap	40	26	66	8-49.5	0-0	5	2	1-0
Adam Jones	51	12	63	0-0	3-23	11	0	1-0
Rey Mauluga	33	26	59	0-0	1-4	4	0	0-0
Wallace Gilberry	19	29	48	1.5-8.5	0-0	2	0	1-0
Domata Peko	26	20	46	1-0	0-0	0	0	0-0
Geno Atkins	20	14	34	3-23.5	0-0	1	0	0-0
Vontaze Burfitt	15	14	29	0-0	0-0	2	1	1-0
Robert Geathers	10	11	21	1-7	1-2	3	0	0-0
Brandon Thompson	10	11	21	1-9	0-0	0	0	0-0
Devon Still	11	8	19	0-0	0-0	0	0	0-0
Dre Kirkpatrick	12	2	14	0-0	3-32	7	0	0-0
Nico Johnson	7	4	11	0-0	0-0	0	0	0-0
Darqueze Denard	6	1	7	1-3	0-0	1	0	0-0
Jayson DiManche	4	3	7	0-0	0-0	0	0	0-0
Margus Hunt	4	2	6	1-6	0-0	1	0	0-0
Marquis Flowers	3	2	5	0-0	0-0	1	0	0-0
Will Clarke	2	1	3	0-0	0-0	0	0	1-0
Taylor Mays	2	1	3	1-6	0-0	0	0	0-0
Shawn Williams	0	1	1	0-0	0-0	0	0	0-0
Dane Sanzenbacher	0	0	0	0-0	1-6	1	0	0-0

SPECIAL TEAMS*	ST	AT	TT	FF	FR-YDS	BP	BFG	BXP
----------------	----	----	----	----	--------	----	-----	-----

# OFFENSE/DEFENSE - YEAR-BY-YEAR TOTALS

OFFENSE							DEFENSE						
YEAR	PLAYS	FIRST DOWNS	NET YDS RUSH	NET YDS PASS	TOTAL NET YDS	PTS	YEAR	PLAYS	FIRST DOWNS	NET YDS RUSH	NET YDS PASS	TOTAL NET YDS	PTS
1968	772	171	1807	1619	3426	215	1968	916	275	2097	2620	4717	329
1969	728	172	1523	2345	3868	280	1969	935	278	2651	2686	5337	367
1970	831	210	2057	1870	3927	312	1970	874	236	1543	2635	4178	255
1971	867	236	2142	2124	4266	284	1971	811	213	1778	2128	3906	265
1972	899	255	1996	2321	4317	299	1972	794	207	1815	1737	3552	229
1973	871	252	2236	2276	4512	286	1973	840	219	1807	1898	3705	231
1974	835	260	1978	2511	4489	283	1974	892	256	2152	1790	3942	259
1975	966	295	1819	3241	5060	340	1975	889	241	2194	1729	3923	246
1976	878	238	2109	2191	4300	335	1976	930	234	1912	1758	3670	210
1977	904	248	1861	2333	4194	238	1977	901	253	1897	2227	4124	235
1978	1034	271	2131	2741	4872	252	1978	1036	269	2396	2236	4632	284
1979	1049	289	2329	2310	4639	337	1979	1052	334	2219	3692	5911	421
1980	1060	283	2069	2815	4884	244	1980	995	286	1680	3124	4804	312
1981	1078	361	1973	3995	5968	421	1981	1055	324	1881	3408	5289	304
1982	606	207	949	2339	3288	232	1982	551	170	850	2043	2893	177
1983	1036	327	2104	3183	5287	346	1983	973	276	1499	2828	4327	302
1984	1081	339	2179	3301	5480	339	1984	1034	322	1868	3391	5259	339
1985	1062	344	2183	3717	5900	441	1985	1019	337	1999	3664	5663	437
1986	1046	348	2533	3957	6490	409	1986	1051	336	2122	3152	5274	394
1987	1045	319	2164	3213	5377	285	1987	937	286	1641	3056	4697	370
1988	985	351	2710	3347	6057	448	1988	1059	322	2048	3134	5182	329
1989	1083	348	2483	3618	6101	404	1989	997	280	2162	3135	5297	285
1990	943	277	2120	2943	5063	360	1990	1010	308	2085	3520	5605	352
1991	993	286	1811	3158	4969	263	1991	980	308	1662	3990	5652	435
1992	934	248	1976	1943	3919	274	1992	1024	319	2007	3326	5333	364
1993	986	239	1511	2541	4052	187	1993	1000	306	2220	2798	5018	319
1994	990	267	1556	3236	4792	276	1994	1053	310	1906	3248	5154	406
1995	975	288	1439	3753	5192	349	1995	1127	355	2104	4245	6349	374
1996	1088	332	1793	3432	5225	372	1996	1047	317	1643	3826	5469	369
1997	1002	310	1966	3316	5282	355	1997	1091	351	2223	3459	5682	405
1998	979	271	1639	3185	4824	268	1998	992	310	2612	3151	5763	452
1999	1039	293	2051	3226	5277	283	1999	1011	316	1699	3798	5497	460
2000	1001	254	2314	1946	4260	185	2000	1068	307	1925	3562	5487	359
2001	1071	294	1712	3088	4800	226	2001	1013	281	1675	3157	4832	309
2002	1054	315	1730	3476	5206	279	2002	976	315	2003	3262	5265	456
2003	1038	313	1987	3342	5329	346	2003	999	320	2218	3402	5620	384
2004	1004	286	1839	3301	5140	374	2004	1031	303	2062	3303	5365	372
2005	1018	342	1910	3820	5730	421	2005	976	321	1850	3569	5419	350
2006	994	313	1629	3833	5462	373	2006	1038	337	1863	3818	5681	331
2007	1008	320	1556	4012	5568	380	2007	1011	313	1893	3687	5580	385
2008	984	245	1520	2406	3926	204	2008	1013	296	1921	3287	5208	364
2009	1011	295	2056	2890	4946	305	2009	980	276	1573	3249	4822	291
2010	1046	317	1522	3767	5289	322	2010	957	290	1843	3469	5312	395
2011	1015	285	1778	3340	5118	344	2011	1009	284	1675	3385	5060	323
2012	1016	292	1745	3578	5323	391	2012	1034	307	1715	3400	5115	320
2013	1097	330	1755	4136	5891	430	2013	1042	282	1544	3344	4888	305
2014	1018	313	2147	3421	5568	365	2014	1067	337	1861	3888	5749	344

# OFFENSE/DEFENSE - YEAR-BY-YEAR RANKINGS

OFFENSE				DEFENSE			
YEAR	TOTAL	RUSH	PASS	YEAR	TOTAL	RUSH	PASS
1968 (AFL/10 teams)	8 (244.7)	3 (129.1)	9 (115.6)	1968 (AFL/10 teams)	8 (336.9)	9 (149.8)	6 (187.1)
1969 (AFL/10 teams)	7 (276.3)	7 (108.8)	T-7 (167.5)	1969 (AFL/10 teams)	10 (381.2)	10 (189.4)	7 (191.9)
1970 (26 teams)	16 (280.5)	4 (146.9)	21 (133.6)	1970 (26 teams)	20 (298.4)	9 (110.2)	25 (188.2)
1971 (26 teams)	6 (304.7)	6 (153.0)	T-14 (151.7)	1971 (26 teams)	12 (279.0)	13 (127.0)	13 (152.0)
1972 (26 teams)	9 (308.4)	14 (142.6)	9 (165.8)	1972 (26 teams)	3 (253.7)	12 (129.6)	4 (124.1)
1973 (26 teams)	5 (322.3)	7 (159.7)	8 (162.6)	1973 (26 teams)	8 (264.6)	8 (129.1)	13 (135.6)
1974 (26 teams)	4 (320.6)	12 (141.3)	4 (179.4)	1974 (26 teams)	11 (281.6)	22 (153.7)	4 (127.9)
1975 (26 teams)	2 (361.4)	17 (129.9)	*1 (231.5)	1975 (26 teams)	7 (280.2)	18 (156.7)	2 (123.5)
1976 (28 teams)	15 (307.1)	15 (150.6)	13 (156.5)	1976 (28 teams)	5 (262.1)	11 (136.6)	3 (125.6)
1977 (28 teams)	13 (299.6)	T-18 (132.9)	7 (166.6)	1977 (28 teams)	21 (294.6)	13 (135.5)	23 (159.1)
1978 (28 teams)	11 (304.5)	18 (133.2)	10 (171.3)	1978 (28 teams)	10 (289.5)	T-19 (149.8)	3 (139.8)
1979 (28 teams)	23 (289.9)	11 (145.6)	24 (144.4)	1979 (28 teams)	28 (369.4)	16 (138.7)	27 (230.8)
1980 (28 teams)	19 (305.3)	12 (129.3)	21 (175.9)	1980 (28 teams)	9 (300.3)	4 (105.0)	13 (195.3)
1981 (28 teams)	2 (373.0)	17 (123.3)	3 (249.7)	1981 (28 teams)	12 (330.6)	9 (117.6)	22 (213.0)
1982 (28 teams)	2 (365.3)	20 (105.4)	3 (259.9)	1982 (28 teams)	18 (321.4)	3 (94.4)	22 (227.0)
1983 (28 teams)	14 (330.4)	16 (131.5)	14 (198.9)	1983 (28 teams)	*1 (270.4)	T-2 (93.7)	3 (176.8)
1984 (28 teams)	5 (342.5)	T-6 (136.2)	T-13 (206.3)	1984 (28 teams)	13 (328.7)	11 (116.8)	18 (211.9)
1985 (28 teams)	3 (368.8)	12 (136.4)	4 (232.3)	1985 (28 teams)	22 (353.9)	15 (124.9)	24 (229.0)
1986 (28 teams)	*1 (405.6)	2 (158.3)	3 (247.3)	1986 (28 teams)	20 (329.6)	22 (132.6)	10 (197.0)
1987 (28 teams)	5 (358.5)	4 (144.3)	9 (214.2)	1987 (28 teams)	8 (313.1)	8 (109.4)	14 (203.7)
1988 (28 teams)	*1 (378.6)	*1 (169.4)	11 (209.2)	1988 (28 teams)	15 (323.9)	18 (128.0)	10 (195.9)
1989 (28 teams)	3 (381.3)	*1 (155.2)	7 (226.1)	1989 (28 teams)	7 (331.1)	10 (135.1)	9 (195.9)
1990 (28 teams)	9 (316.4)	5 (132.5)	15 (183.9)	1990 (28 teams)	25 (350.3)	22 (130.3)	26 (220.0)
1991 (28 teams)	14 (310.6)	12 (113.2)	11 (197.4)	1991 (28 teams)	28 (353.3)	13 (103.9)	28 (249.4)
1992 (28 teams)	26 (244.9)	8 (123.5)	27 (121.4)	1992 (28 teams)	26 (333.3)	24 (125.4)	25 (207.9)
1993 (28 teams)	27 (253.3)	24 (94.4)	27 (158.8)	1993 (28 teams)	16 (313.6)	27 (138.8)	2 (174.9)
1994 (28 teams)	18 (299.5)	18 (97.3)	18 (202.3)	1994 (28 teams)	15 (322.1)	23 (119.1)	9 (203.0)
1995 (30 teams)	17 (324.5)	24 (89.9)	11 (234.6)	1995 (30 teams)	30 (396.8)	26 (131.5)	29 (265.3)
1996 (30 teams)	10 (326.6)	13 (112.1)	12 (214.5)	1996 (30 teams)	25 (341.8)	12 (102.7)	29 (239.1)
1997 (30 teams)	10 (330.1)	9 (122.9)	13 (207.3)	1997 (30 teams)	28 (355.1)	29 (138.9)	21 (216.2)
1998 (30 teams)	17 (301.5)	19 (102.4)	17 (199.1)	1998 (30 teams)	28 (360.2)	30 (163.3)	12 (196.9)
1999 (31 teams)	15 (329.8)	T-6 (128.2)	23 (201.6)	1999 (31 teams)	25 (343.6)	16 (106.2)	28 (237.4)
2000 (31 teams)	29 (266.3)	2 (144.6)	31 (121.6)	2000 (31 teams)	22 (342.9)	24 (120.3)	23 (222.6)
2001 (31 teams)	23 (300.0)	T-18 (107.0)	23 (193.0)	2001 (31 teams)	9 (302.0)	11 (104.7)	12 (197.3)
2002 (32 teams)	18 (325.4)	21 (108.1)	13 (217.3)	2002 (32 teams)	17 (329.1)	22 (125.2)	13 (203.9)
2003 (32 teams)	13 (333.1)	13 (124.2)	12 (208.9)	2003 (32 teams)	28 (351.3)	T-25 (138.6)	24 (212.6)
2004 (32 teams)	18 (321.3)	17 (114.9)	17 (206.3)	2004 (32 teams)	19 (335.3)	26 (128.9)	13 (206.4)
2005 (32 teams)	6 (358.1)	11 (119.4)	5 (238.8)	2005 (32 teams)	28 (338.7)	20 (115.6)	26 (223.1)
2006 (32 teams)	8 (341.4)	26 (101.8)	6 (239.6)	2006 (32 teams)	30 (355.1)	15 (116.4)	T-31 (238.6)
2007 (32 teams)	10 (348.0)	24 (97.3)	7 (250.8)	2007 (32 teams)	27 (348.8)	21 (118.3)	26 (230.4)
2008 (32 teams)	32 (245.4)	29 (95.0)	30 (150.4)	2008 (32 teams)	12 (325.5)	21 (120.1)	15 (205.4)
2009 (32 teams)	24 (309.1)	9 (128.5)	26 (180.6)	2009 (32 teams)	4 (301.4)	7 (98.3)	6 (203.1)
2010 (32 teams)	20 (330.6)	27 (95.1)	13 (235.4)	2010 (32 teams)	15 (332.0)	19 (115.2)	T-14 (216.8)
2011 (32 teams)	20 (319.9)	19 (111.1)	20 (208.8)	2011 (32 teams)	7 (316.3)	10 (104.7)	9 (211.6)
2012 (32 teams)	22 (332.7)	18 (109.1)	17 (223.6)	2012 (32 teams)	6 (319.7)	12 (107.2)	7 (212.5)
2013 (32 teams)	10 (368.2)	18 (109.7)	8 (258.5)	2013 (32 teams)	3 (305.5)	5 (96.5)	5 (209.0)
2014 (32 teams)	15 (348.0)	6 (134.2)	21 (213.8)	2014 (32 teams)	22 (359.3)	20 (116.3)	20 (243.0)

*Rankings based on average yards per game.*

*T — tied; \* — led league.*

# YEAR-BY-YEAR INDIVIDUAL LEADERS

SCORING								
YEAR	PLAYER	TD	TD-R	TD-P	TD-Rt	PAT	FG S	PTS
1968	Dale Livingston	0	0	0	20-20	13-26	0	59
1969	Horst Muhlmann	0	0	0	32-33	16-24	0	80
1970	Horst Muhlmann	0	0	0	33-33	25-37	0	108
1971	Chris Bahr	0	0	0	31-31	20-36	0	91
1972	Horst Muhlmann	0	0	0	30-31	27-40	0	111
1973	Horst Muhlmann	0	0	0	31-32	21-31	0	94
1974	Horst Muhlmann	0	0	0	32-35	11-18	0	65
1975	Dave Green	0	0	0	40-45	10-21	0	70
1976	Chris Bahr	0	0	0	39-42	14-27	0	81
1977	Chris Bahr	0	0	0	25-26	19-27	0	82
1978	Chris Bahr	0	0	0	26-29	16-30	0	74
1979	Pete Johnson	15	14	1	0	—	0	90
1980	Ian Sunter	0	0	0	15-15	11-20	0	48
1981	Jim Breech	0	0	0	49-51	22-32	0	115
1982	Jim Breech	0	0	0	25-26	14-18	0	67
1983	Jim Breech	0	0	0	39-41	16-23	0	87
1984	Jim Breech	0	0	0	37-37	22-31	0	103
1985	Jim Breech	0	0	0	48-50	24-33	0	120
1986	Jim Breech	0	0	0	50-51	17-32	0	101
1987	Jim Breech	0	0	0	25-27	24-30	0	97
1988	Ickey Woods	15	15	0	0	—	0	90
1989	Jim Breech	0	0	0	37-38	12-14	0	73
1990	Jim Breech	0	0	0	41-44	17-21	0	92
1991	Jim Breech	0	0	0	27-27	23-29	0	96
1992	Jim Breech	0	0	0	31-31	19-27	0	88
1993	Doug Pelfrey	0	0	0	13-16	24-31	0	85
1994	Doug Pelfrey	0	0	0	24-25	28-33	0	108
1995	Doug Pelfrey	0	0	0	34-34	29-36	0	121
1996	Doug Pelfrey	0	0	0	41-41	23-28	0	110
1997	Doug Pelfrey	0	0	0	41-43	12-16	0	77
1998	Doug Pelfrey	0	0	0	21-21	19-27	0	78
1999	Doug Pelfrey	0	0	0	27-27	18-27	0	81
2000	Neil Rackers	0	0	0	21-21	12-21	0	57
2001	Corey Dillon	13	10	3	0	—	0	78
2002	Neil Rackers	0	0	0	30-32	15-18	0	75
2003	Shayne Graham	0	0	0	40-40	22-25	0	106
2004	Shayne Graham	0	0	0	41-41	27-31	0	122
2005	Shayne Graham	0	0	0	47-47	28-32	0	131
2006	Shayne Graham	0	0	0	40-42	25-30	0	115
2007	Shayne Graham	0	0	0	37-37	31-34	0	130
2008	Shayne Graham	0	0	0	15-15	21-24	0	78
2009	Shayne Graham	0	0	0	28-29	23-28	0	97
2010	Mike Nugent	0	0	0	17-17	15-19	0	62
2011	Mike Nugent	0	0	0	33-34	33-38	0	132
2012	Mike Nugent	0	0	0	35-35	19-23	0	92
2013	Mike Nugent	0	0	0	52-53	18-22	0	106
2014	Mike Nugent	0	0	0	39-39	26-33	0	117

PASSING													
YEAR	PLAYER	ATT	CMP	YDS	CMP%	YDS/ATT	TD	TD%	INT	INT%	LG	SKD-YDS	RAT
1968	John Stofa	177	85	896	48.0	5.06	5	2.8	5	2.8	60	17-140	60.8
1969	Greg Cook	197	106	1854	53.8	9.41	15	7.6	11	5.6	78t	29-195	88.3
1970	Virgil Carter	278	143	1647	51.4	5.92	9	3.2	9	3.2	56t	21-154	66.9
1971	Virgil Carter	222	138	1624	62.2	7.32	10	4.5	7	3.2	90t	13-122	86.2
1972	Ken Anderson	301	171	1918	56.8	6.37	7	2.3	7	2.3	65t	18-155	74.0
1973	Ken Anderson	329	179	2428	54.4	7.38	18	5.5	12	3.6	78t	24-163	81.2
1974	Ken Anderson	328	213	2667	64.9	8.13	18	5.5	10	3.0	77t	36-292	95.7
1975	Ken Anderson	377	228	3169	60.5	8.41	21	5.6	11	2.9	55	32-247	93.9
1976	Ken Anderson	338	179	2367	53.0	7.00	19	5.6	14	4.1	85t	34-235	76.9
1977	Ken Anderson	323	166	2145	51.4	6.64	11	3.4	11	3.4	94t	28-197	69.7
1978	Ken Anderson	319	173	2219	54.2	6.96	10	3.1	22	6.9	57	30-237	58.0
1979	Ken Anderson	339	189	2340	55.8	6.90	16	4.7	10	2.9	73t	46-324	80.7
1980	Ken Anderson	275	166	1778	60.4	6.47	6	2.2	13	4.7	67t	24-174	66.9
1981	Ken Anderson	479	300	3754	62.6	7.84	29	6.1	10	2.1	74t	25-140	98.4
1982	Ken Anderson	309	218	2495	70.6	8.07	12	3.9	9	2.9	56t	26-154	95.3
1983	Ken Anderson	297	198	2333	66.7	7.86	12	4.0	13	4.4	80t	25-187	85.6
1984	Ken Anderson	275	175	2107	63.6	7.66	10	3.6	12	4.4	80t	24-191	81.0
1985	Boomer Esiason	431	251	3443	58.2	7.99	27	6.3	12	2.8	68t	32-289	93.2
1986	Boomer Esiason	469	273	3959	58.2	8.44	24	5.1	17	3.6	57	26-194	87.7
1987	Boomer Esiason	440	240	3321	54.5	7.55	16	3.6	19	4.3	61t	26-209	73.1
1988	Boomer Esiason	388	223	3572	57.5	9.21	28	7.2	14	3.6	86t	30-245	97.4
1989	Boomer Esiason	455	258	3525	56.7	7.75	28	6.2	11	2.4	74t	36-288	92.1
1990	Boomer Esiason	402	224	3031	55.7	7.54	24	6.0	22	5.5	53	31-198	77.0
1991	Boomer Esiason	413	233	2883	56.4	6.98	13	3.1	16	3.9	53	25-190	72.5
1992	Boomer Esiason	278	144	1407	51.8	5.06	11	4.0	15	5.4	38	19-150	57.0
1993	David Klingler	343	190	1935	55.4	5.64	6	1.7	9	2.6	51	40-202	66.6
1994	Jeff Blake	306	156	2154	51.0	7.04	14	4.6	9	2.9	76	19-120	76.9
1995	Jeff Blake	567	326	3822	57.5	6.74	28	4.9	17	3.0	88t	24-152	82.1
1996	Jeff Blake	549	308	3624	56.1	6.60	24	4.4	14	2.6	61t	44-278	80.3
1997	Jeff Blake	317	184	2125	58.0	6.70	8	2.5	7	2.2	50t	39-244	77.6
1998	Neil O'Donnell	343	212	2216	61.8	6.46	15	4.4	4	1.2	76t	30-217	90.2
1999	Jeff Blake	389	215	2670	55.3	6.86	16	4.1	12	3.1	76t	30-168	77.6
2000	Akili Smith	267	118	1253	44.2	4.69	3	1.1	6	2.2	46	36-191	52.8
2001	Jon Kitna	581	313	3216	53.9	5.54	12	2.1	22	3.8	49	25-185	61.1
2002	Jon Kitna	473	294	3178	62.2	6.72	16	3.4	16	3.4	72t	24-159	79.1
2003	Jon Kitna	520	324	3591	62.3	6.91	26	5.0	15	2.9	82t	37-249	87.4
2004	Carson Palmer	432	263	2897	60.9	6.71	18	4.2	18	4.2	76t	25-178	77.3
2005	Carson Palmer	509	345	3836	67.8	7.54	32	6.3	12	2.4	70t	19-105	101.1
2006	Carson Palmer	520	324	4035	62.3	7.76	28	5.4	13	2.5	74t	36-233	93.9
2007	Carson Palmer	575	373	4131	64.9	7.18	26	4.5	20	3.5	70t	17-119	86.7
2008	Ryan Fitzpatrick	372	221	1905	59.4	5.12	8	2.2	9	2.4	79	38-193	70.0
2009	Carson Palmer	466	282	3094	60.5	6.64	21	4.5	13	2.8	73	26-213	83.6
2010	Carson Palmer	586	362	3970	61.8	6.77	26	4.4	20	3.4	78t	26-201	82.4
2011	Andy Dalton	516	300	3398	58.1	6.59	20	3.9	13	2.5	84	24-160	80.4
2012	Andy Dalton	528	329	3669	62.3	6.95	27	5.1	16	3.0	59t	46-229	87.4
2013	Andy Dalton	586	363	4293	61.9	7.33	33	5.6	20	3.4	82t	29-182	88.8
2014	Andy Dalton	481	309	3398	64.2	7.06	19	4.0	17	3.5	81t	21-124	83.5

(Year-by-year individual leaders, continued)

RUSHING						
YEAR	PLAYER	ATT	YDS	AVG	LG	TD
1968	Paul Robinson	238	1023	4.3	87t	8
1969	Jess Phillips	118	578	4.9	83	3
1970	Jess Phillips	163	648	4.0	76t	4
1971	Fred Willis	135	590	4.4	36	7
1972	Essex Johnson	212	825	3.9	19	4
1973	Essex Johnson	195	997	5.1	46	4
1974	Charlie Davis	72	375	5.2	29	0
1975	Boobie Clark	167	594	3.6	17	4
1976	Boobie Clark	151	671	4.4	24	7
1977	Pete Johnson	153	585	3.8	65	4
1978	Pete Johnson	180	762	4.2	50t	7
1979	Pete Johnson	243	865	3.6	35t	14
1980	Pete Johnson	186	747	4.0	57t	6
1981	Pete Johnson	274	1077	3.9	39t	12
1982	Pete Johnson	156	622	4.0	21	7
1983	Pete Johnson	210	763	3.6	16t	14
1984	Larry Kinnebrew	154	623	4.0	23	9
1985	James Brooks	192	929	4.8	39	7
1986	James Brooks	205	1087	5.3	56t	5
1987	Larry Kinnebrew	145	570	3.9	52	8
1988	Ickey Woods	203	1066	5.3	56	15
1989	James Brooks	221	1239	5.6	65t	7
1990	James Brooks	195	1004	5.1	56t	5
1991	Harold Green	158	731	4.6	75t	2
1992	Harold Green	265	1170	4.4	53	2
1993	Harold Green	215	589	2.7	25	0
1994	Derrick Fenner	141	468	3.3	21	1
1995	Harold Green	171	661	3.9	23t	2
1996	Garrison Hearst	225	847	3.8	24	0
1997	Corey Dillon	233	1129	4.8	71t	10
1998	Corey Dillon	262	1130	4.3	66	4
1999	Corey Dillon	263	1200	4.6	50	5
2000	Corey Dillon	315	1435	4.6	80t	7
2001	Corey Dillon	340	1315	3.9	96t	10
2002	Corey Dillon	314	1311	4.2	67t	7
2003	Rudi Johnson	215	957	4.5	54	9
2004	Rudi Johnson	361	1454	4.0	52	12
2005	Rudi Johnson	337	1458	4.3	33	12
2006	Rudi Johnson	341	1309	3.8	22t	12
2007	Kenny Watson	178	763	4.3	24	7
2008	Cedric Benson	214	747	3.5	46	2
2009	Cedric Benson	301	1251	4.2	42	6
2010	Cedric Benson	321	1111	3.5	26	7
2011	Cedric Benson	273	1067	3.9	42	6
2012	BenJarvus Green-Ellis	278	1094	3.9	48	6
2013	BenJarvus Green-Ellis	220	756	3.4	25	7
2014	Jeremy Hill	222	1124	5.1	85t	9

RECEPTIONS						
YEAR	PLAYER	REC	YDS	AVG	LG	TD
1968	Bob Trumpy	37	639	17.3	80t	3
1969	Eric Crabtree	40	855	21.4	73t	7
1970	Chip Myers	32	542	16.9	56t	1
1971	Bob Trumpy	40	531	13.3	44	3
1972	Chip Myers	57	792	13.9	42	3
1973	Isaac Curtis	45	843	18.7	77t	9
	Boobie Clark	45	347	7.7	39	0
1974	Chip Myers	32	383	12.0	22	1
1975	Isaac Curtis	44	934	21.2	55	7
1976	Isaac Curtis	41	766	18.7	85t	6
1977	Billy Brooks	39	772	19.8	94t	4
1978	Isaac Curtis	47	737	15.7	57	3
1979	Don Bass	58	724	12.5	50	3
1980	Dan Ross	56	724	12.9	37	4
1981	Dan Ross	71	910	12.8	37	5
1982	Cris Collinsworth	49	700	14.3	50	1
1983	Cris Collinsworth	66	1130	17.1	63	5
1984	Cris Collinsworth	64	989	15.5	57t	6
1985	Cris Collinsworth	65	1125	17.3	71	5
1986	Cris Collinsworth	62	1024	16.5	46t	10
1987	Eddie Brown	44	608	13.8	47t	3
1988	Eddie Brown	53	1273	24.0	86t	9
1989	Tim McGee	65	1211	18.6	74t	8
1990	Eddie Brown	44	706	16.0	50t	9
1991	Eddie Brown	59	827	14.0	53	2
1992	Harold Green	41	214	5.2	19	0
1993	Jeff Query	56	654	11.7	51	4
1994	Carl Pickens	71	1127	15.9	70t	11
1995	Carl Pickens	99	1234	12.5	68t	17
1996	Carl Pickens	100	1180	11.8	61t	12
1997	Darnay Scott	54	797	14.8	77t	5
1998	Carl Pickens	82	1023	12.5	67t	5
1999	Darnay Scott	68	1022	15.0	76t	7
2000	Peter Warrick	51	592	11.6	46	4
2001	Peter Warrick	70	667	9.5	33	1
2002	Chad Johnson	69	1166	16.9	72t	5
2003	Chad Johnson	90	1355	15.1	82t	10
2004	Chad Johnson	95	1274	13.4	53t	9
2005	Chad Johnson	97	1432	14.8	70t	9
2006	T.J. Houshmandzadeh	90	1081	12.0	40t	9
2007	T.J. Houshmandzadeh	112	1143	10.2	42t	12
2008	T.J. Houshmandzadeh	92	904	9.8	46	4
2009	Chad Johnson	72	1047	14.5	50	9
2010	Terrell Owens	72	983	13.7	78t	9
2011	A.J. Green	65	1057	16.3	58	7
2012	A.J. Green	97	1350	13.9	73t	11
2013	A.J. Green	98	1426	14.6	82t	11
2014	A.J. Green	69	1041	15.1	81t	6

RECEIVING YARDS						
YEAR	PLAYER	YDS	REC	AVG	LG	TD
1968	Bob Trumpy	639	37	17.3	80t	3
1969	Eric Crabtree	855	40	21.4	73t	7
1970	Chip Myers	542	32	16.9	56t	1
1971	Bob Trumpy	531	40	13.3	44	3
1972	Chip Myers	792	57	13.9	42	3
1973	Isaac Curtis	843	45	18.7	77t	9
1974	Isaac Curtis	633	30	21.1	77t	10
1975	Isaac Curtis	934	44	21.2	55	7
1976	Isaac Curtis	766	41	18.7	85t	6
1977	Billy Brooks	772	39	19.8	94t	4
1978	Isaac Curtis	737	47	15.7	57	3
1979	Don Bass	724	58	12.5	50	3
1980	Dan Ross	724	56	12.9	37	4
1981	Cris Collinsworth	1009	67	15.1	74t	8
1982	Cris Collinsworth	700	49	14.3	50	1
1983	Cris Collinsworth	1130	66	17.1	63	5
1984	Cris Collinsworth	989	64	15.5	57t	6
1985	Cris Collinsworth	1125	65	17.3	71	5
1986	Cris Collinsworth	1024	62	16.5	46t	10
1987	Eddie Brown	608	44	13.8	47t	3
1988	Eddie Brown	1273	53	24.0	86t	9
1989	Tim McGee	1211	65	18.6	74t	8
1990	Eddie Brown	737	43	17.1	52	1
1991	Eddie Brown	827	59	14.0	53	2
1992	Tim McGee	408	35	11.7	36	3
1993	Jeff Query	654	56	11.7	51	4
1994	Carl Pickens	1127	71	15.9	70t	11
1995	Carl Pickens	1234	99	12.5	68t	17
1996	Carl Pickens	1180	100	11.8	61t	12
1997	Darnay Scott	797	54	14.8	77t	5
1998	Carl Pickens	1023	82	12.5	67t	5
1999	Darnay Scott	1022	68	15.0	76t	7
2000	Peter Warrick	592	51	11.6	46	4
2001	Darnay Scott	819	57	14.4	49	2
2002	Chad Johnson	1166	69	16.9	72t	5
2003	Chad Johnson	1355	90	15.1	82t	10
2004	Chad Johnson	1274	95	13.4	53t	9
2005	Chad Johnson	1432	97	14.8	70t	9
2006	Chad Johnson	1369	87	15.7	74t	7
2007	Chad Johnson	1440	93	15.5	70t	8
2008	T.J. Houshmandzadeh	904	92	9.8	46	4
2009	Chad Johnson	1047	72	14.5	50	9
2010	Terrell Owens	983	72	13.7	78t	9
2011	A.J. Green	1057	65	16.3	58	7
2012	A.J. Green	1350	97	13.9	73t	11
2013	A.J. Green	1426	98	14.6	82t	11
2014	A.J. Green	1041	69	15.1	81t	6

**PUNTING**

Table with columns: YEAR, PLAYER, NO, YDS, AVG, NET, TB, IN-20, LG, BLK. Lists punting statistics for players from 1968 to 2014.

**PUNT RETURNS**

Table with columns: YEAR, PLAYER, NO, FC, YDS, AVG, LG, TD. Lists punt return statistics for players from 1968 to 2014.

**KICKOFF RETURNS**

Table with columns: YEAR, PLAYER, NO, YDS, AVG, LG, TD. Lists kickoff return statistics for players from 1968 to 2014.

**INTERCEPTIONS**

Table with columns: YEAR, PLAYER, NO, YDS, AVG, LG, TD. Lists interception statistics for players from 1968 to 2014.



# ALL-TIME INDIVIDUAL STATISTICS

## ALL-TIME SCORING

Order based on total points. Updated through 2014 season.

Players active with Bengals as of July 22, 2015 are listed in bold.

NAME, POS., YEARS	TD-R	TD-P	TD-Rt	2-PT.		FG	S	PTS
				PAT	CONV.			
Jim Breech, K 1980-92	0	0	0	476	0	225	0	1151
Shayne Graham, K 2003-09	0	0	0	248	0	177	0	779
Doug Pelfrey, K 1993-99	0	0	0	201	0	153	0	660
Horst Muhlmann, K 1969-74	0	0	0	189	0	120	0	549
<b>Mike Nugent, K 2010-14</b>	<b>0</b>	<b>0</b>	<b>0</b>	<b>176</b>	<b>0</b>	<b>111</b>	<b>0</b>	<b>509</b>
Pete Johnson, RB 1977-83	64	6	0	—	0	—	0	420
Chad Johnson, WR 2001-10	0	66	0	—	0	—	0	396
Carl Pickens, WR-PR 1992-99	0	63	1	—	2	—	0	388
James Brooks, RB 1984-91	37	27	0	—	0	—	0	384
Isaac Curtis, WR 1973-84	0	53	0	—	0	—	0	318
Chris Bahr, K 1976-79	0	0	0	130	0	62	0	316
Corey Dillon, RB 1997-2003	45	5	0	—	0	—	0	300
Rudi Johnson, RB 2001-07	48	1	0	—	1	—	0	296
Eddie Brown, WR 1985-91	0	41	0	—	0	—	0	246
Larry Kinnebrew, RB 1983-87	37	3	0	—	0	—	0	240
T.J. Houshmandzadeh, WR-PR 2001-08	1	37	0	—	0	—	0	228
Cris Collinsworth, WR 1981-88	0	36	0	—	0	—	0	216
Darnay Scott, WR 1994-2001	0	36	0	—	0	—	0	216
<b>A.J. Green, WR 2011-14</b>	<b>0</b>	<b>35</b>	<b>0</b>	<b>—</b>	<b>0</b>	<b>—</b>	<b>0</b>	<b>210</b>
Bob Trumpy, TE-WR 1968-77	0	35	0	—	0	—	0	210
Neil Rackers, K 2000-02	0	0	0	74	0	44	0	206
Rodney Holman, TE 1982-92	0	34	0	—	0	—	0	204
Essex Johnson, RB 1968-75	18	11	0	—	0	—	0	174
Boobie Clark, FB 1973-78	25	2	0	—	0	—	0	162
Ickey Woods, FB 1988-91	27	0	0	—	0	—	0	162
Tim McGee, WR-KOR 1986-92, 94-95	0	25	0	—	0	—	0	150
Jermaine Gresham, TE 2010-14	0	24	0	—	1	—	0	146
Cedric Benson, RB 2008-11	21	1	0	—	0	—	1	134
Peter Warrick, WR-PR 2000-04	2	18	2	—	0	—	0	132
Chris Henry, WR 2005-09	0	21	0	—	0	—	0	126
Paul Robinson, RB-KOR 1968-72	19	2	0	—	0	—	0	126
Tony McGee, TE 1993-2001	0	20	0	—	1	—	0	122
Ken Anderson, QB 1971-86	20	0	0	—	0	—	0	120
Stanford Jennings, RB-KOR 1984-90	9	9	1	—	0	—	0	114
Ki-Jana Carter, RB 1995-99	16	1	0	—	0	—	0	102
Dan Ross, TE 1979-83, 85	0	16	0	—	0	—	0	96
Charles Alexander, HB-FB 1979-85	13	2	0	—	0	—	0	90
<b>Giovani Bernard, RB 2014</b>	<b>10</b>	<b>5</b>	<b>0</b>	<b>—</b>	<b>0</b>	<b>—</b>	<b>0</b>	<b>90</b>
Don Bass, WR-TE 1978-81	0	13	1	—	0	—	0	84
Stan Fritts, RB 1975-76	11	2	0	—	0	—	0	78
BenJarvus Green-Ellis, RB 2012-13	13	0	0	—	0	—	0	78
Archie Griffin, RB 1976-83	7	6	0	—	0	—	0	78
Lemar Parrish, CB-PR-KOR 1970-77	0	0	13	—	0	—	0	78
Stanley Wilson, RB 1983-84, 86, 88	11	2	0	—	0	—	0	78
<b>Andy Dalton, QB 2011-14</b>	<b>11</b>	<b>1</b>	<b>0</b>	<b>—</b>	<b>0</b>	<b>—</b>	<b>0</b>	<b>72</b>
Lenvil Elliott, RB 1973-78	3	9	0	—	0	—	0	72
Chip Myers, WR 1969-76	0	12	0	—	0	—	0	72
Dave Green, P-K 1974-75	0	0	0	40	0	10	0	70
<b>Mohamed Sanu, WR 2012-14</b>	<b>0</b>	<b>11</b>	<b>0</b>	<b>—</b>	<b>1</b>	<b>—</b>	<b>0</b>	<b>68</b>
Eric Ball, FB-KOR 1989-94	8	3	0	—	0	—	0	66
Eric Crabtree, WR 1969-71	0	11	0	—	0	—	0	66
Derrick Fenner, FB 1992-94	9	2	0	—	0	—	0	66
Harold Green, RB 1990-95	8	3	0	—	0	—	0	66
<b>Marvin Jones, WR 2012-14</b>	<b>0</b>	<b>11</b>	<b>0</b>	<b>—</b>	<b>0</b>	<b>—</b>	<b>0</b>	<b>66</b>
Jeff Blake, QB 1994-99	10	0	0	—	2	—	0	64
Doug Dressler, RB 1970-74	9	1	0	—	0	—	0	60
M.L. Harris, TE 1980-85	0	10	0	—	0	—	0	60
Jess Phillips, RB-DB 1968-72	8	2	0	—	0	—	0	60
Craig Taylor, RB 1989-91	7	3	0	—	0	—	0	60
Dale Livingston, P-K 1968-69	0	0	0	20	0	13	0	59
Steve Kreider, WR 1979-86	0	9	0	2	0	—	0	56
Matt Schobel, TE 2002-05	0	9	0	—	1	—	0	56
Bruce Coslet, TE 1969-76	0	9	0	—	0	—	0	54
<b>Jeremy Hill, RB 2014</b>	<b>9</b>	<b>0</b>	<b>0</b>	<b>—</b>	<b>0</b>	<b>—</b>	<b>0</b>	<b>54</b>
Terrell Owens, WR 2010	0	9	0	—	0	—	0	54
Speedy Thomas, WR 1969-72	1	8	0	—	0	—	0	54
Kelley Washington, WR 2003-06	0	9	0	—	0	—	0	54
Kenny Watson, RB 2003-08	8	1	0	—	0	—	0	54
Jeremi Johnson, FB 2003-09	2	6	0	—	0	—	0	48
Ian Sunter, K 1980	0	0	0	15	0	11	0	48
Brandon Bennett, RB-KOR 1998-2003	5	1	1	—	0	—	0	42
Eric Bieniemy, RB-KOR 1995-98	6	0	1	—	0	—	0	42
Billy Brooks, WR 1976-79	0	7	0	—	0	—	0	42
Jeff Query, WR 1992-95	0	7	0	—	0	—	0	42
Jerome Simpson, WR 2008-11	0	7	0	—	0	—	0	42
Ed Williams, RB 1974-75	5	2	0	—	0	—	0	42
Fred Willis, RB 1971-72	7	0	0	—	0	—	0	42
Josh Brown, K 2012	0	0	0	8	0	11	0	41
Andre Caldwell, WR-KOR 2008-11	0	6	0	—	0	—	0	36
Charlie Joiner, WR 1972-75	0	6	0	—	0	—	0	36
Mike Martin, WR-PR-KOR 1983-89	0	6	0	—	0	—	0	36
Jack Thompson, QB 1979-82	6	0	0	—	0	—	0	36
Carson Palmer, QB 2003-10	5	0	0	—	1	—	0	32
Laveranues Coles, WR 2009	0	5	0	—	0	—	0	30
Tony Davis, RB-PR 1976-78	5	0	0	—	0	—	0	30
David Dunn, WR-KOR 1995-98	0	4	1	—	0	—	0	30
Boomer Esiason, QB 1984-92, 97	5	0	0	—	0	—	0	30
Eric Kattus, TE 1986-91	0	5	0	—	0	—	0	30
Jon Kitna, QB 2001-05	5	0	0	—	0	—	0	30
Pat McInally, P-WR 1976-85	0	5	0	—	0	—	0	30
Ken Riley, CB 1969-83	0	0	5	—	0	—	0	30
Bernard Scott, RB-KOR 2009-13	4	0	1	—	0	—	0	30
Clint Stitzer, K 2010	0	0	0	8	0	7	0	29
Brian Milne, RB 1996-99	4	0	0	—	1	—	0	26

Virgil Carter, QB 1970-73	4	0	0	1	0	—	0	25
Tommy Casanova, S-PR 1972-77	0	0	4	—	0	—	0	24
Damon Gibson, WR-PR 1998	0	3	1	—	0	—	0	24
Andrew Hawkins, WR 2011-13	0	4	0	—	0	—	0	24
James Hundon, WR-KOR 1996-99	0	4	0	—	0	—	0	24
Johnathan Joseph, CB 2006-10	0	4	0	—	0	—	0	24
Anthony Munoz, OT 1980-92	0	4	0	—	0	—	0	24
Chris Perry, RB 2004-08	2	2	0	—	0	—	0	24
Reggie Williams, LB 1976-89	0	0	3	—	0	—	2	22
Ron Dugans, WR 2000-02	0	3	0	—	1	—	0	20
James Francis, LB 1990-98	0	0	3	—	0	—	1	20
Jim Gallery, K 1989	0	0	0	13	0	2	0	19
Al Beauchamp, LB 1968-75	0	0	3	—	0	—	0	18
James Griffin, S 1983-85	0	0	3	—	0	—	0	18
Ray Griffin, CB-KOR 1978-84	0	0	3	—	0	—	0	18
Glenn Holt, WR-KOR 2006-08	0	2	1	—	0	—	0	18
<b>Adam Jones, CB-PR-KOR 2010-14</b>	<b>0</b>	<b>0</b>	<b>3</b>	<b>—</b>	<b>0</b>	<b>—</b>	<b>0</b>	<b>18</b>
Reggie Kelly, TE 2003-10	0	3	0	—	0	—	0	18
Warren McVea, WR-KOR 1968	1	2	0	—	0	—	0	18
Scott Perry, CB 1976-79	0	0	3	—	0	—	0	18
Turk Schonert, QB 1980-85, 87-89	3	0	0	—	0	—	0	18
Jordan Shipley, WR 2010-11	0	3	0	—	0	—	0	18
Brian Simmons, LB 1998-2006	0	0	3	—	0	—	0	18
<b>Brandon Tate, WR-KOR-PR 2011-14</b>	<b>0</b>	<b>2</b>	<b>1</b>	<b>—</b>	<b>0</b>	<b>—</b>	<b>0</b>	<b>18</b>
Craig Thompson, TE 1992-93	0	3	0	—	0	—	0	18
David Verser, WR-KOR 1981-84	0	3	0	—	0	—	0	18
Rick Walker, TE 1977-79	0	3	0	—	0	—	0	18
Sam Wyche, QB 1968-70	3	0	0	—	0	—	0	18
Steve Broussard, RB 1994	2	0	0	—	1	—	0	14
David Fulcher, S 1986-92	0	2	0	—	0	—	1	14
Willie Jackson, WR 1998-99	0	2	0	—	1	—	0	14
Darryl Williams, S 1992-95, 2000-01	0	0	2	—	0	—	1	14
Mike Barber, WR 1990-92	0	2	0	—	0	—	0	12
Marco Battaglia, TE 1996-2001	0	2	0	—	0	—	0	12
Royce Berry, DE 1969-75	0	2	0	—	0	—	0	12
Louis Breeden, CB 1977-87	0	0	2	—	0	—	0	12
Barney Bussey, S-KOR 1986-92	0	0	2	—	0	—	0	12
Jeff Cothran, FB 1994-96	1	1	0	—	0	—	0	12
<b>Carlos Dunlap, DE 2010-14</b>	<b>0</b>	<b>0</b>	<b>2</b>	<b>—</b>	<b>0</b>	<b>—</b>	<b>0</b>	<b>12</b>
<b>Tyler Eifert, TE 2013-14</b>	<b>0</b>	<b>2</b>	<b>0</b>	<b>—</b>	<b>0</b>	<b>—</b>	<b>0</b>	<b>12</b>
Ryan Fitzpatrick, QB 2007-08	2	0	0	—	0	—	0	12
J.P. Foschi, TE 2009-10	0	2	0	—	0	—	0	12
Robert Geathers, DE-LB 2004-14	0	0	2	—	0	—	0	12
<b>Leon Hall, CB 2007-14</b>	<b>0</b>	<b>0</b>	<b>2</b>	<b>—</b>	<b>0</b>	<b>—</b>	<b>0</b>	<b>12</b>
Ira Hillary, WR-PR 1987-89	0	2	0	—	0	—	0	12
Ray Horton, CB 1983-88	0	0	2	—	0	—	0	12
Robert Jackson, S 1981-87, 89	0	0	2	—	0	—	0	12
<b>Dre Kirkpatrick, CB 2012-14</b>	<b>0</b>	<b>0</b>	<b>2</b>	<b>—</b>	<b>0</b>	<b>—</b>	<b>0</b>	<b>12</b>
Nick Luchey, FB/H-B 1999-2002, 05	2	0	0	—	0	—	0	12
Tremain Mack, S-CB-KOR 1997-2000	0	0	2	—	0	—	0	12
Chinedum Ndukwe, S 2007-10	0	0	2	—	0	—	0	12
Lorenzo Neal, RB 2001-02	0	2	0	—	0	—	0	12
Tab Perry, WR-KOR 2005-07	1	1	0	—	0	—	0	12
Mitchell Price, CB-PR 1990-93	0	0	2	—	0	—	0	12
John Reaves, QB 1975-78	2	0	0	—	0	—	0	12
Corey Sawyer, CB-PR 1994-98	0	0	2	—	0	—	0	12
Willie Shelby, RB-KOR-PR 1976-77	0	0	2	—	0	—	0	12
Takeo Spikes, LB 1998-2002	0	0	2	—	0	—	0	12
Tony Stewart, TE 2002-06	0	2	0	—	0	—	0	12
Deacon Turner, RB-KOR 1978-80	1	1	0	—	0	—	0	12
Michael Westbrook, WR 2002	0	2	0	—	0	—	0	12
Craig Yeast, WR-PR 1999-2000	0	0	2	—	0	—	0	12
Aaron Pettrey, K 2010	0	0	0	5				

(All-time individual statistics — all-time scoring, continued)

Jim Hargrove, RB 1981.....	1	0	0	—	0	—	0	6
Bo Harris, LB 1975-82.....	0	0	1	—	0	—	0	6
Artrell Hawkins, CB 1998-2003.....	0	0	1	—	0	—	0	6
Jeff Hayes, P 1986.....	1	0	0	—	0	—	0	6
Rodney Heath, CB 1999-2001.....	0	0	1	—	0	—	0	6
Bobby Hunt, S 1968-69.....	1	0	0	—	0	—	0	6
Lynn James, WR 1990-91.....	0	1	0	—	0	—	0	6
Dick Jauron, S 1978-81.....	0	0	1	—	0	—	0	6
Bill Johnson, RB 1985-87.....	1	0	0	—	0	—	0	6
Landon Johnson, LB 2004-07.....	0	0	1	—	0	—	0	6
Lee Johnson, P-K 1988-98.....	0	0	0	—	2	—	0	6
Roger Jones, CB 1994-96.....	0	0	1	—	0	—	0	6
Kevin Kaesviharn, S-CB 2001-06.....	0	0	1	—	0	—	0	6
Ethan Kilmer, S 2006-08.....	0	0	1	—	0	—	0	6
Charlie King, CB 1968-69.....	0	0	1	—	0	—	0	6
Howie Kurnick, LB 1979-80.....	0	0	1	—	0	—	0	6
Kyle Larson, P 2004-08.....	1	0	0	—	0	—	0	6
Jim LeClair, LB 1972-83.....	0	0	1	—	0	—	0	6
Marc Logan, RB 1987-88.....	1	0	0	—	0	—	0	6
Bob Maddox, DE 1974.....	0	0	0	—	0	—	0	6
Massimo Manca, K 1987.....	0	0	0	3	—	1	0	6
David McCluskey, RB 1987.....	1	0	0	—	0	—	0	6
John McDaniel, WR 1974-77.....	0	1	0	—	0	—	0	6
Ostell Miles, RB 1992-93.....	1	0	0	—	0	—	0	6
Scott Mitchell, QB 2000-01.....	1	0	0	—	0	—	0	6
Melvin Morgan, CB 1976-78.....	0	0	1	—	0	—	0	6
Reggie Nelson, S 2010-14.....	0	0	1	—	0	—	0	6
Terence Newman, CB 2012-14.....	0	0	1	—	0	—	0	6
Deltha O'Neal, CB 2004-07.....	0	0	1	—	0	—	0	6
Cedric Peerman, RB 2010-14.....	1	0	0	—	0	—	0	6
Chris Pressley, FB 2010-13.....	0	1	0	—	0	—	0	6

Dave Rayner, K 2008.....	0	0	0	3	—	0	1	0	6
Reggie Rembert, WR 1991-93.....	0	1	0	—	0	—	0	—	6
Vincent Rey, LB 2010-14.....	0	0	1	—	0	—	0	—	6
Wade Russell, TE 1987.....	0	1	0	—	0	—	0	—	6
Mike St. Clair, DE 1980-82.....	0	0	1	—	0	—	0	—	6
John Simmons, CB-PR-KOR 1981-86.....	0	0	1	—	0	—	0	—	6
Sam Shade, S 1995-98.....	0	0	1	—	0	—	0	—	6
Sedrick Shaw, RB 1999.....	1	0	0	—	0	—	0	—	6
Tom Smiley, RB 1968.....	1	0	0	—	0	—	0	—	6
Akili Smith, QB 1999-2002.....	1	0	0	—	0	—	0	—	6
Alex Smith, TE 2013-14.....	0	1	0	—	0	—	0	—	6
Kendal Smith, WR 1989-90.....	0	1	0	—	0	—	0	—	6
Jimmy Spencer, CB 1996-97.....	0	0	1	—	0	—	0	—	6
Milt Stiegall, WR-KOR 1992-94.....	0	1	0	—	0	—	0	—	6
Eric Thomas, CB 1987-92.....	0	0	1	—	0	—	0	—	6
Odell Thurman, LB 2005.....	0	0	1	—	0	—	0	—	6
Melvin Tuten, OT-TE 1995-96.....	0	1	0	—	0	—	0	—	6
Fernandus Vinson, S 1991-94.....	0	0	1	—	0	—	0	—	6
Kevin Walter, WR 2003-05.....	0	1	0	—	0	—	0	—	6
Andrew Whitworth, OT-G 2006-14.....	0	1	0	—	0	—	0	—	6
Madieu Williams, S-CB 2004-07.....	0	0	1	—	0	—	0	—	6
Stepfret Williams, WR 1998.....	0	1	0	—	0	—	0	—	6
Alfred Williams, LB-DE 1991-94.....	0	0	0	—	0	—	2	4	6
Ross Browner, DE 1978-86.....	0	0	0	1	—	0	—	1	3
Coy Bacon, DE 1976-77.....	0	0	0	—	0	—	0	—	2
Gary Burley, DE 1975-83.....	0	0	0	—	0	—	0	—	2
Ron Carpenter, DT-DE 1970-76.....	0	0	0	—	0	—	0	—	2
Alex Gordon, LB 1991-93.....	0	0	0	—	0	—	0	—	2
Paul Justin, QB 1998.....	0	0	0	—	1	—	0	—	2
Lemar Marshall, LB 2007.....	0	0	0	—	0	—	0	—	2
Taylor Mays, S 2011-14.....	0	0	0	—	0	—	0	—	2
Scott Schutt, LB 1987.....	0	0	0	—	0	—	0	—	2
Sherman White, DE 1972-75.....	0	0	0	—	0	—	0	—	2
Sandro Vitiello, K 1980.....	0	0	0	1	—	0	0	0	1

ALL-TIME RUSHING

Order based on total yards. Updated through 2014 season.  
Players active with Bengals as of July 22, 2015 are listed in bold.

PLAYER, POS., YEARS	ATT	YDS	AVG	LG	TD
Corey Dillon, RB 1997-2003.....	1865	8061	4.3	96	45
James Brooks, RB 1984-91.....	1344	6447	4.8	65	37
Rudi Johnson, RB 2001-07.....	1441	5742	4.0	54	48
Pete Johnson, FB 1977-83.....	1402	5421	3.9	65	64
Cedric Benson, RB 2008-11.....	1109	4176	3.8	46	21
Harold Green, RB 1990-95.....	968	3727	3.9	75	8
Essex Johnson, RB-KOR-PR 1968-75.....	675	3070	4.5	86	18
Boobie Clark, FB 1973-78.....	779	2978	3.8	26	25
Archie Griffin, RB 1976-83.....	691	2808	4.1	77	7
Charles Alexander, HB-FB 1979-85.....	748	2645	3.5	37	13
Larry Kinnebrew, FB 1983-87.....	639	2582	4.0	52	37
Paul Robinson, RB-KOR 1968-72.....	617	2441	4.0	87	19
Ken Anderson, QB 1971-86.....	397	2220	5.6	29	20
Jess Phillips, RB-DB 1968-72.....	424	1860	4.4	83	8
BenJarvus Green-Ellis, RB 2012-13.....	498	1850	3.7	48	13
Ickey Woods, FB 1988-91.....	332	1525	4.6	56	27
Jeff Blake, QB 1994-99.....	285	1499	5.3	30	10
Derrick Fenner, FB 1992-94.....	374	1450	3.9	35	9
Lenvil Elliott, RB 1973-78.....	324	1395	4.3	32	3
<b>Giovani Bernard, RB 2014.....</b>	<b>338</b>	<b>1375</b>	<b>4.1</b>	<b>89</b>	<b>10</b>
Boomer Esiason, QB 1984-92, 97.....	340	1355	4.0	24	5
Stanford Jennings, RB-KOR 1984-90.....	308	1225	4.0	20	9
Brandon Bennett, RB-KOR 1998-2003.....	306	1127	3.7	37	5
<b>Jeremy Hill, RB 2014.....</b>	<b>222</b>	<b>1124</b>	<b>5.1</b>	<b>85</b>	<b>9</b>
Stanley Wilson, RB 1983-84, 86, 88.....	253	1118	4.4	58	11
Kenny Watson, RB 2003-08.....	242	1117	4.6	25	8
Doug Dressler, RB 1970-74.....	272	1101	4.0	43	9
Bernard Scott, RB 2009-13.....	255	1035	4.1	61	4
Garrison Hearst, RB 1996.....	225	847	3.8	24	0
Eric Bieniemy, RB-KOR 1995-98.....	192	803	4.2	33	6
Ki-Jana Carter, RB 1995-99.....	227	747	3.3	79	16
Fred Willis, RB 1971-72.....	177	717	4.1	36	7
<b>Andy Dalton, QB 2011-14.....</b>	<b>205</b>	<b>624</b>	<b>3.0</b>	<b>20</b>	<b>11</b>
Chris Perry, RB-KOR 2004-08.....	177	606	3.4	30	2
Eric Ball, FB-KOR 1989-94.....	156	576	3.7	27	8
Stan Fritts, RB 1975-76.....	141	575	4.1	22	11
Deacon Turner, RB-KOR 1978-80.....	142	549	3.9	65	1
Craig Taylor, RB 1989-91.....	114	480	4.2	34	7
Bill Johnson, RB 1985-87.....	86	475	5.5	34	1
David Klingler, QB 1992-95.....	69	420	6.1	29	0
Steve Broussard, RB 1994.....	94	403	4.3	37	2
Charlie Davis, RB 1974-75.....	72	375	5.2	29	0
Ed Williams, RB 1974-75.....	93	374	4.0	19	5
Akili Smith, QB 1999-2002.....	70	371	5.3	24	1
Peter Warrick, WR-PR 2000-04.....	52	355	6.8	77	2
Virgil Carter, QB 1970-73.....	54	345	6.4	73	4
Brian Leonard, RB 2009-12.....	86	336	3.9	42	0
<b>Cedric Peerman, RB 2010-14.....</b>	<b>64</b>	<b>334</b>	<b>5.2</b>	<b>48</b>	<b>1</b>
Tony Davis, RB-PR 1976-78.....	84	316	3.8	16	5
Carson Palmer, QB 2003-10.....	179	316	1.8	15	5
Michael Basnight, RB 1999-2000.....	62	308	5.0	46	0
Ryan Fitzpatrick, QB 2007-08.....	60	304	5.1	22	2
Jon Kitna, QB 2001-05.....	101	299	3.0	20	5
Sam Wyche, QB 1968-70.....	43	299	7.0	23	3
Turk Schonert, QB 1980-85, 87-89.....	62	276	4.5	17	3
Marc Logan, RB 1987-88.....	39	213	5.5	51	1
Larry Johnson, RB 2009.....	46	204	4.4	27	0
Jack Thompson, QB 1979-82.....	39	200	5.1	21	6
Jeff Cothran, RB 1994-96.....	57	191	3.4	15	1
DeDe Dorsey, RB 2007-08.....	26	191	7.3	45	0
Donald Hollas, QB 1991-94.....	32	175	5.6	27	0
Chad Johnson, WR 2001-10.....	24	175	7.3	26	0
Eddie Brown, WR 1985-91.....	25	164	6.6	35	0
Jeremi Johnson, FB 2003-09.....	52	149	2.9	15	2

Greg Cook, QB 1969-74.....	25	148	5.9	30	1
Tom Smiley, RB 1968.....	63	146	2.3	11	1
Nick Luchey, FB/H-B 1999-2002, 05.....	33	143	4.3	13	2
T. J. Houshmandzadeh, WR-PR 2001-08.....	23	142	6.2	17	1
Darnay Scott, WR 1994-2001.....	21	137	6.5	23	0
Warren McVea, WR 1968.....	9	133	14.8	80	1
Estes Banks, RB 1968.....	34	131	3.9	20	0
Brian Milne, FB 1996-99.....	34	125	3.7	26	4
<b>Marvin Jones, WR 2012-13.....</b>	<b>11</b>	<b>112</b>	<b>10.2</b>	<b>37</b>	<b>0</b>
Clem Turner, RB 1969.....	23	105	4.6	34	0
Ron Lamb, RB 1968-71.....	33	100	3.0	17	0
David McCluskey, RB 1987.....	29	94	3.2	12	1
<b>A.J. Green, WR 2011-14.....</b>	<b>11</b>	<b>93</b>	<b>8.5</b>	<b>22</b>	<b>0</b>
Jeff Hayes, P 1986.....	3	92	30.7	61	1
Mike Dingle, RB 1991-92.....	21	91	4.3	21	0
<b>Mohamed Sanu, WR 2012-14.....</b>	<b>16</b>	<b>82</b>	<b>5.1</b>	<b>26</b>	<b>0</b>
Rodney Tate, RB 1982-83.....	27	79	2.9	13	0
Ostell Miles, RB 1992-93.....	30	78	2.6	15	1
Isaac Curtis, WR 1973-84.....	25	76	3.0	20	0
Dana Wright, RB 1987.....	24	74	3.1	10	0
Andre Caldwell, WR-KOR 2008-11.....	9	73	8.1	26	0
Curtis Keaton, RB-KOR 2000-01.....	11	72	6.5	21	0
Dave Walter, QB 1987.....	16	70	4.4	16	0
Erik Wilhelm, QB 1989-91, 93-97.....	19	69	3.6	18	0
Jim Hargrove, RB 1981.....	16	66	4.1	27	1
John Reaves, QB 1975-78.....	17	63	3.7	20	2
Scott Mitchell, QB 2000-01.....	10	61	6.1	12	1
Dan Rice, RB 1987.....	18	59	3.3	8	0
Andrew Hawkins, WR 2011-13.....	13	58	4.5	11	0
David Verser, WR-KOR 1981-84.....	7	48	6.9	29	0
Lorenzo Neal, FB 2001-02.....	14	41	2.9	9	0
Jay Schroeder, QB 1993.....	10	41	4.1	20	0
Don Bass, WR-TE 1978-81.....	6	40	6.7	14	0
James Joseph, RB 1995.....	16	40	2.5	8	0
Joe Wilson, RB 1973.....	10	39	3.9	11	0
Champ Henson, RB 1975.....	11	38	3.5	8	0
Tom Dinkel, LB 1978-83, 85.....	3	34	11.3	20	0
Neil O'Donnell, QB 1998.....	13	34	2.6	10	0
<b>James Wright, WR 2014.....</b>	<b>3</b>	<b>30</b>	<b>10.0</b>	<b>13</b>	<b>0</b>
James Johnson, RB 2008.....	9	29	3.2	12	0
Dale Livingston, P-K 1968-69.....	2	29	14.5	18	0
<b>Rex Burkhead, RB 2013-14.....</b>	<b>9</b>	<b>27</b>	<b>3.0</b>	<b>10</b>	<b>1</b>
Clif Groce, FB 1999-2000.....	11	26	2.4	8	1
Eric Crabtree, WR 1969-71.....	4	24	6.0	16	0
Mike Martin, WR-PR-KOR 1983-89.....	3	24	8.0	15	0
Steve Kreider, WR 1979-86.....	3	23	5.8	21	0
Gus Frerotte, QB 2002.....	4	22	5.5	9	0
Charlie Joiner, WR 1972-75.....	5	22	4.4	8	0
Dave Lewis, P-QB 1970-73.....	12	22	1.8	15	0
Tab Perry, WR 2005-07.....	6	22	3.7	9	1
Daniel Pope, P 2000.....	2	22	11.0</		

ALL-TIME PASSING

Order based on passer rating. Updated through 2014 season.
Players active with Bengals as of July 22, 2015 are listed in bold.

500 OR MORE ATTEMPTS

Table with 8 columns: PLAYER, POS., YEARS, ATT, CMP, CMP%, YDS, TD, INT, RAT. Lists players with 500 or more passing attempts.

50-499 ATTEMPTS

Table with 8 columns: PLAYER, POS., YEARS, ATT, CMP, CMP%, YDS, TD, INT, RAT. Lists players with 50-499 passing attempts.

FEWER THAN 50 ATTEMPTS

Table with 8 columns: PLAYER, POS., YEARS, ATT, CMP, CMP%, YDS, TD, INT, RAT. Lists players with fewer than 50 passing attempts.

Continuation of the All-Time Passing table, listing players with 50 or fewer attempts.

\*Sacked on only pass play.

ALL-TIME RECEIVING

Order based on total receptions. Updated through 2014 season.
Players active with Bengals as of July 22, 2015 are listed in bold.

Table with 5 columns: PLAYER, POS., YEARS, REC, YDS, AVG, LG, TD. Lists players with 50 or more receptions.

Continuation of the All-Time Receiving table, listing players with 50 or more receptions.

Continuation of the All-Time Receiving table, listing players with 50 or more receptions.

*(All-time individual stats — all-time receiving, cont.)*

Greg Meehan, WR 1987.....	3	25	8.3	12	0
<b>Alex Smith, TE 2013-14.....</b>	<b>3</b>	<b>12</b>	<b>4.0</b>	<b>7</b>	<b>1</b>
Larry Johnson, RB 2009.....	3	4	1.3	6	0
Nathan Poole, RB 1979-80.....	3	-14	-4.7	3	0
Marquis Pleasant, WR 1987.....	2	45	22.5	35	0
Derek Ware, TE 1995.....	2	36	18.0	21	0
Jack Novak, TE 1975.....	2	34	17.0	19	0
Mike Levenseller, WR 1979-80.....	2	30	15.0	22	0
John Garrett, WR 1989.....	2	29	14.5	18	0
Tim George, WR 1973.....	2	28	14.0	19	0
Wade Russell, TE 1987.....	2	27	13.5	23	1
John Holifield, RB 1988-89.....	2	18	9.0	14	0
Ed Marshall, WR 1971.....	2	18	9.0	10	0

Andre White, TE 1968.....	2	18	9.0	11	0
Kirk McMullen, TE 2001.....	2	15	7.5	11	0
Don Kern, TE 1984-85.....	2	14	7.0	9	0
Melvin Tuten, OT-TE 1995-96.....	2	12	6.0	9	1
John Farley, RB 1984.....	2	11	5.5	10	0
Nate Lawrie, TE 2007-08.....	2	11	5.5	7	0
Carl Parker, WR 1988-89.....	1	45	45.0	45	0
Tommie Smith, WR 1969.....	1	41	41.0	41	0
Bernard Jackson, S-CB-KOR 1972-76.....	1	22	22.0	22	0
Cliff Russell, WR-KOR 2004.....	1	21	21.0	21	0
<b>Andy Dalton, QB 2011-14.....</b>	<b>1</b>	<b>18</b>	<b>18.0</b>	<b>18</b>	<b>1</b>
Ryan Benjamin, RB 1993.....	1	16	16.0	16	0
Bill Peterson, LB 1968-72.....	1	10	10.0	10	0
Al Chandler, TE, 1973-74.....	1	9	9.0	9	0
Curtis Keaton, RB-KOR 2000-01.....	1	9	9.0	9	0
Mike Kelly, TE 1970-72.....	1	9	9.0	9	0

David McCluskey, RB 1987.....	1	8	8.0	8	0
Michael Blair, FB 1998.....	1	7	7.0	7	0
Akili Smith, QB 1999-2002.....	1	6	6.0	6	0
Drew Bui, WR 1972.....	1	5	5.0	5	0
Marcus Maxwell, WR 2007-08.....	1	5	5.0	5	0
Sam Wyche, QB 1968-70.....	1	5	5.0	5	0
Brian Blados, G-OT 1984-91.....	1	4	4.0	4	0
Reece Morrison, RB 1972-73.....	1	4	4.0	4	0
Willie Shelby, RB-KOR-PR 1976-77.....	1	3	3.0	3	0
Scottie Graham, RB 1997.....	1	1	1.0	1	0
<b>Andrew Whitworth, OT-G, 2006-14.....</b>	<b>1</b>	<b>1</b>	<b>1.0</b>	<b>1</b>	<b>1</b>
Jim Hargrove, RB 1981.....	1	0	0.0	0	0
Champ Henson, RB 1975.....	1	-2	-2.0	-2	0
Ryan Fitzpatrick, QB 2007-08.....	1	-3	-3.0	-3	0
Sedrick Shaw, RB 1999.....	1	-4	-4.0	-4	0
David Klingler, QB 1992-95.....	1	-6	-6.0	-6	0

**ALL-TIME INTERCEPTIONS**

*Order based on total interceptions. Updated through 2014 season. Players active with Bengals as of July 22, 2015 are listed in bold.*

PLAYER, POS., YEARS	NO	TD
Ken Riley, CB 1969-83.....	65	5
Louis Breeden, CB 1977-87.....	33	2
David Fulcher, S 1986-92.....	31	2
Lemar Parrish, CB-PR-KOR 1970-77.....	25	4
<b>Leon Hall, CB 2007-14.....</b>	<b>24</b>	<b>2</b>
Tory James, CB 2003-06.....	21	0
Tommy Casanova, S-PR 1972-77.....	17	2
Deltha O'Neal, CB 2004-07.....	16	1
Reggie Williams, LB 1976-89.....	16	1
Al Beauchamp, LB 1968-75.....	15	2
Robert Jackson, S 1981-87, 89.....	15	2
Kevin Kaesviharn, S-CB 2001-06.....	15	0
<b>Reggie Nelson, S 2010-14.....</b>	<b>15</b>	<b>1</b>
Eric Thomas, CB 1987-92.....	15	1
Ray Horton, CB 1983-88.....	14	2
Johnathan Joseph, CB 2006-10.....	14	3
Ashley Ambrose, CB 1996-98.....	13	1
Marvin Cobb, S 1975-79.....	13	1
James Francis, LB 1990-98.....	11	3
Ray Griffin, CB-KOR 1978-84.....	11	3
Dick Jauron, S 1978-81.....	11	1
Corey Sawyer, CB-PR 1994-98.....	11	1
Brian Simmons, LB 1998-2006.....	11	2
Darryl Williams, S 1992-95, 2000-01.....	11	2
Barney Bussey, S-KOR 1986-92.....	10	0
Jim LeClair, LB 1972-83.....	10	0
Bill Bergey, LB 1969-73.....	9	0
Lewis Billups, CB 1986-91.....	9	0
James Griffin, S 1983-85.....	9	3
Artrell Hawkins, CB 1998-2003.....	9	1
Bernard Jackson, S-CB-KOR 1972-76.....	9	0
Bobby Kemp, S 1981-86.....	9	0
Fletcher Smith, CB-S-P 1968-71.....	9	0
Madieu Williams, S-CB 2004-07.....	9	1
Chris Crocker, S 2008-13.....	8	1

Bo Harris, LB 1975-82.....	7	1
<b>Adam Jones, CB-PR-KOR 2010-14.....</b>	<b>7</b>	<b>1</b>
Steve Tovar, LB 1993-97.....	7	0
Rickey Dixon, DB 1988-92.....	6	0
Rod Jones, CB 1990-96.....	6	0
<b>Dre Kirkpatrick, CB 2012-14.....</b>	<b>6</b>	<b>2</b>
Chinedum Ndukwe, S 2007-10.....	6	0
Jimmy Spencer, CB 1996-97.....	6	0
Bracey Walker, S 1994-96.....	6	0
Mike Brim, CB 1993-95.....	5	1
Glenn Cameron, LB 1975-85.....	5	0
Neal Craig, S 1971-73.....	5	1
Bobby Hunt, S 1968-69.....	5	0
<b>Rey Mauluga, LB 2009-14.....</b>	<b>5</b>	<b>0</b>
Terence Newman, CB 2012-14.....	5	0
Bill Peterson, LB 1968-72.....	5	0
Takeo Spikes, LB 1998-2002.....	5	1
Odell Thurman, LB 2005.....	5	1
Sandy Durko, S 1970-72.....	5	0
<b>George Iloka, S 2012-14.....</b>	<b>4</b>	<b>0</b>
Greg Myers, S-PR 1996-99.....	4	0
Scott Perry, CB 1976-79.....	4	2
Sam Shade, S 1995-98.....	4	0
Doug Adams, LB 1971-74.....	3	0
Leo Barker, LB 1984-91.....	3	0
Jeff Burris, CB 2002-03.....	3	0
Tom Carter, CB 1999-2001.....	3	0
Nate Clements, CB-S 2011-12.....	3	0
John Copeland, DE-DT 1993-2000.....	3	0
Ken Dyer, S 1969-71.....	3	0
<b>Robert Geathers, DE-LB 2004-14.....</b>	<b>3</b>	<b>1</b>
Kenny Graham, S 1970.....	3	0
Cory Hall, S 1999-2002.....	3	0
Rodney Heath, CB 1999-2001.....	3	1
Dexter Jackson, S 2006-08.....	3	0
Brandon Johnson, LB 2008-11.....	3	0
<b>Michael Johnson, DE-LB 2009-13.....</b>	<b>3</b>	<b>0</b>
Louis Oliver, S 1994.....	3	0
Bo Orlando, S 1996-97.....	3	0
Jess Phillips, RB-DB 1968-72.....	3	0

Keiwan Raliff, CB-PR 2004-07, 09-10.....	3	0
Carl Zander, LB 1985-91.....	3	0
Ken Avery, LB 1969-74.....	2	0
Rogers Beckett, S 2003-04.....	2	0
Chris Carter, S 2000-01.....	2	0
Mike Fuller, S-PR 1981-82.....	2	0
Harry Gunner, DE 1968-69.....	2	1
Roger Jones, CB 1994-96.....	2	1
Joe Kelly, LB 1986-89.....	2	0
<b>Emmanuel Lamur, LB 2012-14.....</b>	<b>2</b>	<b>0</b>
Alonzo Mitz, DE 1991-92.....	2	0
Melvin Morgan, CB 1976-78.....	2	0
Mitchell Price, CB-PR 1990-93.....	2	0
<b>Vincent Rey, LB 2010-14.....</b>	<b>2</b>	<b>1</b>
Keith Rivers, LB 2008-11.....	2	0
Mark Roman, CB-S 2000-03.....	2	0
John Simmons, CB-PR-KOR 1981-86.....	2	1
Daryl Smith, CB 1987-88.....	2	0
Justin Smith, DE 2001-07.....	2	0
Jimmy Turner, CB 1983-86.....	2	0
Leon White, LB 1986-91.....	2	0
Sheldon White, CB 1993.....	2	0
Solomon Wilcotts, S-CB 1987-90.....	2	0
<b>Vontaze Burfitt, LB 2012-14.....</b>	<b>1</b>	<b>0</b>
Ross Browner, DE 1978-86.....	1	0
Roosevelt Blackmon, CB 1998-99.....	1	0
Robert Bean, CB 2000-01.....	1	0
Myron Bell, S 1998-99.....	1	0
Jim Browner, S 1979-80.....	1	0
Greg Bright, S 1980-81.....	1	0
Richard Carey, CB 1989.....	1	0
Al Coleman, S 1969-71.....	1	0
Ricky Davis, S 1975.....	1	0
Chris Devlin, LB 1975-78.....	1	0
Tom Dinkel, LB 1978-83, 85.....	1	0
Gerald Dixon, LB 1996-97.....	1	0
<b>Carlos Dunlap, DE 2010-14.....</b>	<b>1</b>	<b>1</b>
Eddie Edwards, DE-DT 1977-88.....	1	0
Richard Fain, CB 1991.....	1	0
Jonathan Fanene, DE-DT 2005-11.....	1	1

Steve Foley, LB 1998-2002.....	1	0
Oliver Gibson, DT-NT 1999-2003.....	1	0
David Grant, NT 1988-91.....	1	0
John Guillory, DB 1969-70.....	1	0
James Harrison, LB 2013.....	1	0
Sherrill Headrick, LB 1968.....	1	0
Kim Herring, S 2004-05.....	1	0
Bryan Hicks, S 1980-84.....	1	0
Landon Johnson, LB 2004-07.....	1	0
Dhani Jones, LB 2007-10.....	1	0
Ethan Kilmer, S 2006-08.....	1	1
Charlie King, CB 1968-69.....	1	1
Jevon Langford, DE 1996-2001.....	1	0
Corey Lynch, S 2008.....	1	0
Tremain Mack, S-CB-KOR 1997-2000.....	1	0
Ricardo McDonald, LB 1992-97.....	1	0
Michael Myers, DT 2007.....	1	0
Tom Nelson, S 2009-10.....	1	0
Rob Niehoff, S 1987.....	1	0
Ifeanyi Ohalet, S 2005.....	1	0
Carl Powell, DE 2003-05.....	1	0
Ron Pritchard, LB 1972-77.....	1	0
Thomas Randolph, CB 1998.....	1	0
Rick Razzano, LB 1980-84.....	1	0
Terrell Roberts, CB 2003-04.....	1	0
Adrian Ross, LB 1998-2003.....	1	0
Frostee Rucker, DE 2006-11.....	1	0
Dane Sanzenbacher, WR 2013-14.....	1	0
Jeff Schuh, LB 1981-85.....	1	0
<b>Pat Sims, DT 2008-12.....</b>	<b>1</b>	<b>0</b>
Lamont Thompson, S 2002.....	1	0
John Thornton, DT 2003-08.....	1	0
Morgan Trent, CB 2009-11.....	1	0
Leonard Wheeler, CB 1992-96.....	1	0
Marvin White, S 2007-08, 10.....	1	0
Wilson Whitley, DT 1977-82.....	1	0
Dan Wilkinson, DT-DE 1994-97.....	1	0
Roy Williams, S 2009-10.....	1	0

# SUPERLATIVE PERFORMANCES

## SINGLE SEASON

1000-YARD RUSHERS			3000-YARD PASSERS			1000-YARD RECEIVERS		
YARDS	PLAYER	YEAR	YARDS	PLAYER	YEAR	YARDS	PLAYER	YEAR
1458	Rudi Johnson	2005	4293	Andy Dalton	2013	1440	Chad Johnson	2007
1454	Rudi Johnson	2004	4131	Carson Palmer	2007	1432	Chad Johnson	2005
1435	Corey Dillon	2000	4035	Carson Palmer	2006	1426	A.J. Green	2013
1315	Corey Dillon	2001	3970	Carson Palmer	2010	1369	Chad Johnson	2006
1311	Corey Dillon	2002	3959	Boomer Esiason	1986	1355	Chad Johnson	2003
1309	Rudi Johnson	2006	3836	Carson Palmer	2005	1350	A.J. Green	2012
1251	Cedric Benson	2009	3822	Jeff Blake	1995	1274	Chad Johnson	2004
1239	James Brooks	1989	3754	Ken Anderson	1981	1273	Eddie Brown	1988
1200	Corey Dillon	1999	3669	Andy Dalton	2012	1234	Carl Pickens	1995
1170	Harold Green	1992	3624	Jeff Blake	1996	1211	Tim McGee	1989
1130	Corey Dillon	1998	3591	Jon Kitna	2003	1180	Carl Pickens	1996
1129	Corey Dillon	1997	3572	Boomer Esiason	1988	1166	Chad Johnson	2002
1124	Jeremy Hill	2014	3525	Boomer Esiason	1989	1143	T.J. Houshmandzadeh	2007
1111	Cedric Benson	2010	3443	Boomer Esiason	1985	1130	Cris Collinsworth	1983
1094	BenJarvus Green-Ellis	2012	3398	Andy Dalton	2011	1127	Carl Pickens	1994
1087	James Brooks	1986	3398	Andy Dalton	2014	1125	Cris Collinsworth	1985
1077	Pete Johnson	1981	3321	Boomer Esiason	1987	1081	T.J. Houshmandzadeh	2006
1067	Cedric Benson	2011	3216	Jon Kitna	2001	1057	A.J. Green	2011
1066	Ickey Woods	1988	3178	Jon Kitna	2002	1047	Chad Johnson	2009
1023	Paul Robinson	1968	3169	Ken Anderson	1975	1041	A.J. Green	2014
1004	James Brooks	1990	3094	Carson Palmer	2009	1024	Cris Collinsworth	1986
			3031	Boomer Esiason	1990	1023	Carl Pickens	1998
						1022	Darnay Scott	1999
						1009	Cris Collinsworth	1981

## SINGLE GAME

### 100-YARD RUSHERS

*Order is chronological. Updated through 2014 season.*

DATE	OPP	PLAYER	ATT	YDS	LG	TD
10-27-68	@Oak.	Paul Robinson	17	159	87	1
11-3-68	Hou.	Paul Robinson	21	156	31	1
11-10-68	K.C.	Paul Robinson	24	115	36	0
11-17-68	@Mia.	Paul Robinson	22	134	54	3
10-4-69	@S.D.	Jess Phillips	13	103	49	0
11-2-69	Oak.	Jess Phillips	15	120	83	1
11-30-69	@Buff.	Paul Robinson	24	117	17	0
9-20-70	Oak.	Jess Phillips	15	130	76	1
11-15-70	Cle.	Virgil Carter	9	110	73	0
11-22-70	Pitt.	Paul Robinson	18	119	24	1
9-19-71	Phil.	Essex Johnson	8	113	68	1
12-5-71	@Cle.	Essex Johnson	4	109	86	1
10-29-72	Hou.	Doug Dressler	19	110	16	1
10-29-72	Hou.	Essex Johnson	16	103	19	1
9-23-73	Hou.	Essex Johnson	15	131	19	1
9-30-73	@S.D.	Essex Johnson	21	121	29	0
10-14-73	Pitt.	Boobie Clark	28	112	11	1
10-21-73	K.C.	Boobie Clark	26	104	11	1
10-31-76	Cle.	Boobie Clark	21	100	24	2
11-21-76	@K.C.	Archie Griffin	13	139	77	1
10-23-77	Den.	Pete Johnson	16	108	65	1
11-5-78	@S.D.	Deacon Turner	16	116	58	0
12-17-78	Cle.	Pete Johnson	27	160	25	1
10-28-79	Phil.	Archie Griffin	6	103	63	0
11-18-79	@Hou.	Pete Johnson	14	113	35	1
11-25-79	SIL.	Archie Griffin	17	105	36	0
10-19-80	Minn.	Pete Johnson	26	115	25	1
11-30-80	@K.C.	Pete Johnson	17	112	57	1
12-7-80	Balt.	Pete Johnson	32	118	9	2
12-14-80	@Chi.	Pete Johnson	28	134	18	1
11-1-81	Hou.	Pete Johnson	26	114	15	1
11-29-81	@Cle.	Pete Johnson	21	105	18	2
11-28-82	L.A. Raiders	Pete Johnson	23	129	19	1
10-30-83	G.B.	Pete Johnson	26	112	11	2
11-20-83	Hou.	Pete Johnson	30	137	15	2
12-4-83	@Pitt.	Pete Johnson	38	126	16	2
12-11-83	Det.	Pete Johnson	26	118	16	2
11-18-84	Sea.	Larry Kinnebrew	22	119	12	0
9-8-85	Sea.	Larry Kinnebrew	18	101	16	1
9-30-85	@Pitt.	James Brooks	18	133	32	2
11-3-85	@Buff.	Larry Kinnebrew	30	128	10	1
12-8-85	Dall.	James Brooks	13	109	32	2
9-18-86	@Cle.	James Brooks	14	118	53	0
10-19-86	Hou.	James Brooks	18	133	24	2
11-2-86	@Det.	James Brooks	15	120	55	0
12-7-86	@N.E.	James Brooks	18	163	56	1
12-7-86	@N.E.	Stanley Wilson	16	120	58	1
10-11-87	@Sea.	Marc Logan	16	103	30	1
11-15-87	@Atl.	Larry Kinnebrew	27	100	17	1
10-9-88	NYJ	Ickey Woods	30	139	21	2
10-23-88	Hou.	James Brooks	16	102	18	3
11-6-88	Pitt.	Ickey Woods	10	110	56	0
11-20-88	@Dall.	James Brooks	16	148	51	1
11-27-88	Buff.	Ickey Woods	26	129	17	3
12-4-88	S.D.	Ickey Woods	19	141	30	2
12-17-88	Wash.	Ickey Woods	18	115	24	0
9-17-89	Pitt.	James Brooks	20	113	16	1
10-8-89	@Pitt.	James Brooks	17	127	65	2
10-29-89	T.B.	James Brooks	17	131	41	1
11-13-89	@Hou.	James Brooks	19	141	58	1
11-26-89	@Buff.	James Brooks	20	105	30	0
11-18-90	Pitt.	James Brooks	20	105	21	0
12-23-90	Hou.	James Brooks	20	201	56	1
9-8-91	Hou.	James Brooks	20	101	14	0
9-15-91	@Cle.	James Brooks	18	111	25	0
10-13-91	@Dall.	Harold Green	12	124	75	1
10-21-91	@Buff.	Harold Green	26	141	28	0
11-3-91	Cle.	Harold Green	24	135	29	0
9-6-92	@Sea.	Harold Green	21	123	52	0
9-20-92	@G.B.	Harold Green	21	101	15	0
11-8-92	@Chi.	Harold Green	25	117	16	0
11-29-92	Pitt.	Harold Green	16	116	34	0
12-20-92	N.E.	Harold Green	31	190	53	1
9-21-97	@Den.	Ki-Jana Carter	13	104	79	1
11-2-97	S.D.	Corey Dillon	19	123	71	1
11-30-97	@Phil.	Corey Dillon	19	114	37	0
12-4-97	Tenn.	Corey Dillon	39	246	59	4
12-14-97	Dall.	Corey Dillon	26	127	14	1
9-27-98	@Balt.	Corey Dillon	25	116	14	0
10-18-98	@Tenn.	Corey Dillon	14	124	66	1
11-1-98	Den.	Corey Dillon	35	110	27	0
11-29-98	Jax.	Corey Dillon	16	107	61	0
9-26-99	@Car.	Corey Dillon	20	113	30	0
10-10-99	@Cle.	Corey Dillon	28	168	38	0
11-28-99	@Pitt.	Corey Dillon	23	120	20	0
12-5-99	S.F.	Corey Dillon	25	133	27	1
12-12-99	Cle.	Corey Dillon	28	192	50	3
10-1-00	Mia.	Corey Dillon	22	110	19	0
10-22-00	Den.	Corey Dillon	22	278	65	2
10-29-00	@Cle.	Corey Dillon	27	137	25	1
11-26-00	Pitt.	Corey Dillon	32	128	20	2
12-3-00	Ariz.	Corey Dillon	35	216	57	1
9-9-01	N.E.	Corey Dillon	24	104	40	1
10-14-01	Cle.	Corey Dillon	31	140	25	1
10-28-01	@Det.	Corey Dillon	27	184	96	2
12-23-01	@Balt.	Corey Dillon	24	127	19	0
9-15-02	@Ind.	Corey Dillon	22	108	14	0
10-6-02	@Cle.	Corey Dillon	23	164	67	2
10-27-02	Tenn.	Corey Dillon	30	138	31	1
11-10-02	@Balt.	Corey Dillon	21	102	19	0
12-22-02	N.O.	Corey Dillon	18	126	26	0
10-26-03	Sea.	Rudi Johnson	27	101	18	1
11-9-03	Hou.	Rudi Johnson	43	182	21	2
11-16-03	K.C.	Rudi Johnson	22	165	54	0
11-23-03	@S.D.	Corey Dillon	18	108	39	0
12-14-03	S.F.	Rudi Johnson	21	174	49	2
10-3-04	@Pitt.	Rudi Johnson	24	123	15	1
10-25-04	Den.	Rudi Johnson	24	119	36	1
11-14-04	@Wash.	Rudi Johnson	31	102	16	1
11-28-04	Cle.	Rudi Johnson	26	202	52	2
12-19-04	Buff.	Rudi Johnson	23	130	31	1
9-11-05	@Cle.	Rudi Johnson	26	126	13	1
11-27-05	Balt.	Rudi Johnson	27	114	28	2
12-11-05	Cle.	Rudi Johnson	30	169	32	1
12-18-05	@Det.	Rudi Johnson	24	117	33	2
9-17-06	Cle.	Rudi Johnson	26	145	20	2
10-22-06	Car.	Rudi Johnson	26	101	21	0
11-19-06	@N.O.	Rudi Johnson	27	111	22	0
12-10-06	Oak.	Rudi Johnson	30	117	11	2
12-24-06	@Den.	Rudi Johnson	30	129	13	1
9-16-07	@Cle.	Rudi Johnson	23	118	20	0
10-21-07	NYJ	Kenny Watson	31	130	12	3
12-23-07	Cle.	Kenny Watson	30	130	24	1
11-2-08	Jax.	Cedric Benson	24	104	30	1
12-21-08	@Cle.	Cedric Benson	38	171	46	0
12-28-08	K.C.	Cedric Benson	25	111	14	1
9-20-09	@G.B.	Cedric Benson	29	141	14	0
10-11-09	@Balt.	Cedric Benson	27	120	28	1
10-25-09	Chi.	Cedric Benson	37	189	26	1
11-8-09	Balt.	Cedric Benson	34	117	21	1
11-22-09	@Oak.	Bernard Scott	21	119	61	0
11-29-09	Cle.	Larry Johnson	22	107	13	0
12-6-09	Det.	Cedric Benson	36	110	11	0
12-27-09	K.C.	Cedric Benson	29	133	32	0
10-10-10	T.B.	Cedric Benson	23	144	22	0
11-21-10	Buff.	Cedric Benson	25	124	26	1
12-19-10	Cle.	Cedric Benson	31	150	18	1
9-11-11	@Cle.	Cedric Benson	25	121	39	1
10-2-11	Buff.	Cedric Benson	19	104	28	0
11-27-11	Cle.	Cedric Benson	21	106	33	1
11-18-12	@K.C.	BenJarvus Green-Ellis	25	101	21	1
11-25-12	Oak.	BenJarvus Green-Ellis	19	129	48	1
12-2-12	@S.D.	BenJarvus Green-Ellis	25	118	41	0
12-13-12	@Phil.	BenJarvus Green-Ellis	25	106	29	1
10-12-14	Car.	Giovanni Bernard	18	137	89	1
11-2-14	Jax.	Jeremy Hill	24	154	60	2
11-16-14	@N.O.	Jeremy Hill	27	152	62	0
12-14-14	@Cle.	Jeremy Hill	25	148	21	2
12-22-14	Den.	Jeremy Hill	22	147	85	1
12-28-14	@Pitt.	Jeremy Hill	23	100	22	0

### 300-YARD PASSERS

*Order is chronological. Updated through 2014 season.*

DATE	OPP	PLAYER	ATT	CMP	YDS	TD	LG	INT
9-21-69	S.D.	Greg Cook	22	14	327	3	78	1
10-27-74	Hou.	Ken Anderson	44	30	352	3	37	1
11-2-75	Pitt.	Ken Anderson	42	19	331	3	35	3
11-17-75	Buff.	Ken Anderson	46	30	447	2	55	0
12-10-77	Pitt.	Ken Anderson	33	15	303	1	57	1
11-13-78	Oak.	Ken Anderson	50	30	388	2	34	4
10-21-79	@Cle.	Ken Anderson	32	20	318	2	50	0
11-4-79	@Balt.	Ken Anderson	28	17	320	3	67	2
9-27-81	Buff.	Ken Anderson	40	28	328	3	23	0
10-18-81</								

(Superlative performances — 300-yard passers, continued)

12-15-85	@Wash.	Boomer Esiason	39	22	357	2	56	2	1-6-02	@Tenn.	Jon Kitna	47	28	340	0	39	1
11-16-86	Sea.	Boomer Esiason	33	22	334	1	57	1	12-1-02	Balt.	Jon Kitna	46	30	308	2	35	1
11-30-86	@Den.	Boomer Esiason	30	21	306	2	46	1	9-14-03	@Oak.	Jon Kitna	41	25	303	1	34	2
12-21-86	NYJ	Boomer Esiason	30	23	425	5	49	1	9-26-04	Balt.	Carson Palmer	52	25	316	0	23	3
10-25-87	@Pitt.	Boomer Esiason	32	20	303	2	43	2	12-5-04	@Balt.	Carson Palmer	36	29	382	3	51	1
11-1-87	Hou.	Boomer Esiason	41	26	387	2	47	2	9-18-05	Minn.	Carson Palmer	40	27	337	3	70	1
11-22-87	Pitt.	Boomer Esiason	53	30	409	0	49	3	11-20-05	Ind.	Carson Palmer	38	25	335	2	68	1
12-6-87	K.C.	Boomer Esiason	44	28	368	2	26	0	11-27-05	Balt.	Carson Palmer	30	22	302	3	54	1
12-13-87	@Cle.	Boomer Esiason	39	22	361	1	54	2	9-17-06	Cle.	Carson Palmer	40	24	352	2	43	2
9-11-88	@Phil.	Boomer Esiason	32	20	363	4	78	1	12-12-06	S.D.	Carson Palmer	42	31	440	3	74	0
10-2-88	@L.A. Raiders	Boomer Esiason	28	21	332	3	37	0	9-16-07	@Cle.	Carson Palmer	50	33	401	6	32	2
11-6-88	Pitt.	Boomer Esiason	23	16	318	3	86	2	9-23-07	@Sea.	Carson Palmer	43	27	342	1	35	2
9-17-89	Pitt.	Boomer Esiason	27	16	328	2	45	0	10-14-07	@K.C.	Carson Palmer	43	26	320	2	42	2
11-19-89	Det.	Boomer Esiason	39	30	399	3	55	1	11-18-07	Ariz.	Carson Palmer	52	37	329	2	37	4
12-17-89	Hou.	Boomer Esiason	27	20	326	4	74	0	12-30-07	@Mia.	Carson Palmer	32	23	316	3	70	1
12-25-89	@Minn.	Boomer Esiason	54	31	367	3	65	3	12-20-09	@S.D.	Carson Palmer	40	27	314	2	49	1
10-7-90	@L.A. Rams	Boomer Esiason	45	31	490	3	32	0	9-12-10	@N.E.	Carson Palmer	50	34	345	2	51	1
11-10-91	Pitt.	Boomer Esiason	43	32	361	1	52	1	10-3-10	@Cle.	Carson Palmer	36	25	371	2	78	0
12-22-91	N.E.	Boomer Esiason	40	20	333	3	53	0	10-24-10	@Atl.	Carson Palmer	50	36	412	3	64	0
11-6-94	@Sea.	Jeff Blake	43	31	387	0	76	1	1-2-11	@Balt.	Carson Palmer	45	32	305	1	39	2
11-13-94	Hou.	Jeff Blake	33	23	354	4	50	0	9-18-11	@Den.	Andy Dalton	41	27	332	2	84	0
9-24-95	Hou.	Jeff Blake	46	24	356	3	56	0	11-20-11	@Balt.	Andy Dalton	45	24	373	1	49	3
11-24-96	Ail.	Jeff Blake	36	21	349	4	61	0	9-16-12	Cle.	Andy Dalton	31	24	318	3	50	1
12-1-96	@Jax.	Jeff Blake	39	23	313	3	48	2	9-23-12	@Wash.	Andy Dalton	27	19	328	3	59	1
9-7-97	@Balt.	Jeff Blake	45	25	317	1	36	2	10-14-12	@Cle.	Andy Dalton	46	31	381	3	57	3
11-30-97	@Phil.	Boomer Esiason	47	27	378	4	52	1	10-13-13	@Buff.	Andy Dalton	40	26	337	3	54	1
9-13-98	@Det.	Neil O'Donnell	36	25	303	2	70	0	10-20-13	@Det.	Andy Dalton	34	24	372	3	82	0
12-20-98	@Pitt.	Jeff Blake	36	20	367	1	61	1	10-27-13	NYJ	Andy Dalton	30	19	325	5	53	1
12-5-99	S.F.	Jeff Blake	30	21	334	4	58	0	10-31-13	@Mia.	Andy Dalton	53	32	338	0	26	3
11-11-01	@Jax.	Jon Kitna	48	28	303	0	32	1	12-22-13	Minn.	Andy Dalton	38	27	363	4	41	0
12-30-01	Pitt.	Jon Kitna	68	35	411	2	49	1	9-7-14	@Balt.	Andy Dalton	38	25	301	1	77	0
									10-12-14	Car.	Andy Dalton	43	33	323	2	34	2
									12-7-14	Pitt.	Andy Dalton	29	21	302	2	81	0

100-YARD RECEIVERS

Order is chronological. Updated through 2014 season.

DATE	OPP	PLAYER	NO	YDS	LG	TD												
12-8-85		Dall.					7	123	58	1	12-17-00	Jax.	Danny Farmer	5	102	38	0	
12-22-85	@N.E.	Eddie Brown	5	129	44	1	9-9-01	N.E.	Darnay Scott	5	104	34	0					
9-28-86	Chi.	Cris Collinsworth	6	115	43	0	12-30-01	Pitt.	Peter Warrick	10	109	20	0					
11-9-86	@Hou.	Eddie Brown	9	132	26	0	12-30-01	Pitt.	Darnay Scott	7	113	49	0					
11-30-86	@Den.	Cris Collinsworth	8	138	46	2	1-6-02	@Tenn.	Darnay Scott	9	152	39	0					
12-7-86	@N.E.	James Brooks	6	101	30	0	11-10-02	@Balt.	Chad Johnson	7	110	39	1					
12-21-86	NYJ	Rodney Holman	6	129	34	1	11-17-02	Cle.	Chad Johnson	4	103	72	1					
11-1-87	Hou.	James Brooks	6	103	46	0	11-24-02	@Pitt.	Chad Johnson	7	152	55	0					
11-1-87	Hou.	Cris Collinsworth	8	121	22	0	12-8-02	@Car.	Chad Johnson	6	114	32	0					
11-8-87	Mia.	Eddie Brown	8	105	21	0	12-29-02	@Buff.	Chad Johnson	6	123	50	0					
11-22-87	Pitt.	Tim McGee	8	139	49	0	9-14-03	@Oak.	Chad Johnson	8	131	34	0					
12-13-87	@Cle.	Tim McGee	4	117	44	0	9-14-03	@Oak.	Peter Warrick	8	109	30	1					
12-27-87	@Hou.	Cris Collinsworth	4	119	53	0	10-19-03	Balt.	Chad Johnson	5	130	82	1					
9-4-88	Phx.	Eddie Brown	6	143	61	1	11-16-03	K.C.	Peter Warrick	6	114	77	1					
9-11-88	@Phil.	Tim McGee	4	114	78	2	11-23-03	@S.D.	Chad Johnson	10	107	22	3					
9-25-88	Cle.	Eddie Brown	4	127	46	0	11-30-03	@Pitt.	Chad Johnson	6	117	58	1					
10-9-88	NYJ	Eddie Brown	5	103	60	2	12-21-03	@SIL.	Chad Johnson	7	115	47	0					
11-6-88	Pitt.	Eddie Brown	7	216	86	2	9-26-04	Balt.	T.J. Houshmandzadeh	7	116	22	0					
12-17-88	Wash.	Eddie Brown	2	115	69	1	10-25-04	Den.	Chad Johnson	7	149	50	1					
9-17-89	Pitt.	Tim McGee	6	100	27	0	11-28-04	Cle.	Chad Johnson	10	117	46	1					
10-29-89	T.B.	Tim McGee	5	127	46	2	12-5-04	@Balt.	T.J. Houshmandzadeh	10	171	34	1					
11-19-89	Det.	Tim McGee	11	194	55	1	12-5-04	@Balt.	Chad Johnson	10	161	51	2					
12-10-89	Sea.	Tim McGee	7	109	23	1	12-12-04	@N.E.	T.J. Houshmandzadeh	12	145	33	0					
12-17-89	Hou.	Eddie Brown	6	107	35	2	9-18-05	Minn.	Chad Johnson	7	139	70	1					
12-17-89	Hou.	Tim McGee	6	147	74	1	10-2-05	Hou.	T.J. Houshmandzadeh	8	105	22	0					
12-25-89	@Minn.	Eddie Brown	6	109	34	1	10-16-05	@Tenn.	Chad Johnson	8	135	35	1					
9-16-90	@S.D.	Eddie Brown	10	178	30	2	11-20-05	Ind.	Chad Johnson	8	189	68	1					
9-23-90	N.E.	Tim McGee	6	163	52	0	11-27-05	Balt.	T.J. Houshmandzadeh	9	147	30	1					
10-7-90	@L.A. Rams	James Brooks	7	109	30	2	12-24-05	Buff.	Chad Johnson	9	117	41	1					
10-7-90	@L.A. Rams	Rodney Holman	10	161	27	0	9-17-06	Cle.	Chris Henry	5	113	43	0					
10-7-90	@L.A. Rams	Tim McGee	8	142	32	0	10-15-06	@T.B.	T.J. Houshmandzadeh	10	102	33	1					
10-6-91	Sea.	Eddie Brown	7	117	43	0	11-12-06	S.D.	Chad Johnson	11	260	74	2					
11-10-91	Pitt.	Tim McGee	3	101	52	0	11-19-06	@N.O.	Chad Johnson	6	190	60	3					
9-26-93	Sea.	Tim McGee	7	102	37	0	11-26-06	@Cle.	Chad Johnson	7	123	43	0					
10-24-93	@Hou.	Carl Pickens	7	127	36	0	11-30-06	Balt.	T.J. Houshmandzadeh	10	106	40	1					
10-30-94	Dall.	Darnay Scott	4	155	67	2	12-10-06	Oak.	T.J. Houshmandzadeh	8	118	36	1					
11-6-94	@Sea.	Darnay Scott	7	157	76	0	12-10-06	Oak.	Chad Johnson	5	101	42	0					
11-13-94	Hou.	Carl Pickens	11	188	50	3	12-31-06	Pitt.	Chris Henry	4	124	66	1					
11-20-94	Ind.	Carl Pickens	6	103	53	0	9-16-07	@Cle.	Chad Johnson	11	209	32	2					
11-27-94	@Den.	Carl Pickens	6	132	70	1	9-23-07	@Sea.	T.J. Houshmandzadeh	12	141	35	1					
12-4-94	Pitt.	Carl Pickens	4	105	56	1	9-23-07	@Sea.	Chad Johnson	9	138	20	0					
12-24-94	Phil.	Carl Pickens	9	135	51	1	10-1-07	N.E.	T.J. Houshmandzadeh	10	100	23	1					
9-3-95	@Ind.	Tony McGee	6	118	41	0	10-14-07	@K.C.	T.J. Houshmandzadeh	8	145	42	2					
9-10-95	Jax.	Carl Pickens	5	102	68	1	10-21-07	NYJ	Chad Johnson	3	102	56	0					
9-24-95	Hou.	Tony McGee	8	109	35	1	11-25-07	Tenn.	Chad Johnson	12	103	22	3					
9-24-95	Hou.	Darnay Scott	4	125	56	1	12-30-07	@Mia.	Chad Johnson	4	131	70	2					
10-1-95	Mia.	Carl Pickens	9	117	44	3	9-21-08	@NYG	T.J. Houshmandzadeh	12	146	26	1					
10-19-95	@Pitt.	Carl Pickens	8	108	41	1	11-16-08	Phil.	T.J. Houshmandzadeh	12	149	26	1					
11-12-95	@Hou.	Carl Pickens	7	108	30	2	10-18-09	Hou.	Chad Johnson	5	103	50	0					
11-19-95	Pitt.	Carl Pickens	8	129	26	1	10-25-09	Chi.	Chad Johnson	10	118	19	2					
11-10-96	Pitt.	Carl Pickens	12	103	21	0	12-6-09	Det.	Chad Johnson	9	137	36	1					
11-24-96	Atl.	Carl Pickens	11	176	61	3	9-12-10	@N.E.	Chad Johnson	12	159	28	1					
12-1-96	@Jax.	Carl Pickens	7	109	26	3	10-3-10	@Cle.	Terrell Owens	10	222	78	1					
12-8-96	Balt.	Darnay Scott	8	103	27	0	10-10-10	T.B.	Terrell Owens	7	102	43	1					
9-21-97	@Den.	Carl Pickens	8	125	48	0	10-24-10	@Atl.	Chad Johnson	10	108	18	1					
11-30-97	@Phil.	James Hundon	5	118	52	2	10-24-10	@Atl.	Jordan Shipley	6	131	64	1					
12-14-97	Dall.	Darnay Scott	4	112	48	1	11-8-10	Pitt.	Terrell Owens	10	141	27	2					
12-21-97	Balt.	Darnay Scott	6	129	77	1	12-26-10	S.D.	Jerome Simpson	6	124	59	2					
9-13-98	@Det.	Darnay Scott	5	130	70	2	1-2-11	@Balt.	Jerome Simpson	12	123	21	1					
9-27-98	@Balt.	Carl Pickens	7	120	67	2	9-18-11	@Den.	A.J. Green	10	124	26	1					
10-11-98	Pitt.	Carl Pickens	13	204	50	1	9-18-11	@Den.	Jerome Simpson	4	136	84	0					
12-20-98	@Pitt.	Brandon Bennett	3	119	55	0	10-2-11	Buff.	A.J. Green	4	118	58	0					
12-20-98	@Pitt.	Darnay Scott	7	152	61	1	10-16-11	Ind.	Jerome Simpson	6	101	32	0					
10-10-99	@Cle.	Carl Pickens	8	110	19	0	11-20-11	@Balt.	Jerome Simpson	8	152	47	0					
11-7-99	@Sea.	Carl Pickens	4	104	75	1	11-27-11	Cle.	A.J. Green	3	110	51	0					
11-28-99																		

*(Superlative performances — 100-yd. receivers, cont.)*

9-30-12	@Jax.	A.J. Green	6	117	42	1	9-8-13	@Chi.	A.J. Green	9	162	45	2	9-21-14	Tenn.	A.J. Green	6	102	29	0
10-14-12	@Cle.	A.J. Green	7	135	57	2	10-13-13	@Buff.	A.J. Green	6	103	54	1	10-12-14	Car.	Mohamed Sanu	10	120	34	1
11-4-12	Den.	Jermaine Gresham	6	108	52	0	10-20-13	@Det.	A.J. Green	6	155	82	1	10-26-14	Balt.	Mohamed Sanu	5	125	53	0
11-25-12	Oak.	A.J. Green	3	111	48	0	10-27-13	NYJ	Marvin Jones	8	122	45	4	11-16-14	@N.O.	A.J. Green	6	127	38	1
12-23-12	@Pitt.	A.J. Green	10	116	21	0	10-27-13	NYJ	A.J. Green	3	115	53	0	11-23-14	@Hou.	A.J. Green	12	121	20	0
							10-31-13	@Mia.	A.J. Green	11	128	21	0	12-7-14	Pitt.	A.J. Green	11	224	81	1
							11-10-13	@Balt.	A.J. Green	8	151	51	1							
							9-7-14	@Balt.	A.J. Green	6	131	77	1							

## LAST TIMES

### BENGALS

#### RETURNED KICKOFF FOR TOUCHDOWN

Nov. 15, 2009 at Pittsburgh — Bernard Scott, 96 yards

#### RETURNED PUNT FOR TOUCHDOWN

Sept. 16, 2012 vs. Cleveland — Adam Jones, 81 yards

#### RETURNED INTERCEPTION FOR TOUCHDOWN

Dec. 22, 2014 vs. Denver — Dre Kirkpatrick, 30 yards

#### RECOVERED OPPONENT'S FUMBLE IN END ZONE FOR TOUCHDOWN

Nov. 16, 1986 vs. Seattle — Eddie Edwards

#### RETURNED OPPONENT'S FUMBLE FOR TOUCHDOWN

Nov. 17, 2013 vs. Cleveland — Vontaze Burfict, 13 yards

#### BLOCKED A PUNT

Nov. 2, 2014 vs. Jacksonville — Taylor Mays blocked Bryan Anger punt out of end zone for safety

#### RETURNED BLOCKED PUNT FOR TOUCHDOWN

Nov. 17, 2013 vs. Cleveland — Tony Dye, 14 yards (block by Jayson DiManche)

#### BLOCKED FIELD GOAL ATTEMPT

Oct. 20, 2013 at Detroit — Carlos Dunlap blocked a David Akers 34-yard FG attempt

#### RETURNED BLOCKED FIELD GOAL ATTEMPT FOR TOUCHDOWN

Nov. 8, 1970 at Buffalo — Lemar Parrish, 83 yards

#### BLOCKED AN EXTRA POINT ATTEMPT

Nov. 19, 2006 at New Orleans — Johnathan Joseph blocked a John Carney PAT attempt

#### SCORED SAFETY

Nov. 23, 2014 at Houston — Geno Atkins tackled Alfred Blue in end zone for safety

#### WON SHUTOUT

Dec. 14, 2014 at Cleveland — 30-0 win

### OPPONENTS

#### RETURNED KICKOFF FOR TOUCHDOWN

Nov. 4, 2012 vs. Denver — Trindon Holliday, 105 yards

#### RETURNED PUNT FOR TOUCHDOWN

Dec. 28, 2014 at Pittsburgh — Antonio Brown, 71 yards

#### RETURNED INTERCEPTION FOR TOUCHDOWN

Dec. 22, 2014 vs. Denver — Aqib Talib, 33 yards

#### RECOVERED BENGALS FUMBLE IN END ZONE FOR TOUCHDOWN

Dec. 8, 2002 at Carolina — Al Wallace recovered Jon Kitna fumble

#### RETURNED BENGALS FUMBLE FOR TOUCHDOWN

Oct. 5, 2014 at New England — Kyle Arrington, 9 yards

#### BLOCKED A PUNT

Nov. 8, 2010 vs. Pittsburgh — William Gay blocked Kevin Huber punt

#### RETURNED BLOCKED PUNT FOR TOUCHDOWN

Sept. 14, 2008 vs. Tennessee — Keith Bulluck blocked Kyle Larson punt and recovered ball in end zone for TD

#### BLOCKED FIELD GOAL ATTEMPT

Sept. 7, 2014 at Baltimore — Jeremy Miles blocked a Mike Nugent 45-yard FG attempt

#### RETURNED BLOCKED FIELD GOAL ATTEMPT FOR TOUCHDOWN

Dec. 1, 1996 at Jacksonville — Mickey Washington, 65 yards

#### BLOCKED AN EXTRA POINT ATTEMPT

Sept. 22, 2013 vs. Green Bay — Datone Jones blocked a Mike Nugent PAT attempt

#### SCORED SAFETY

Oct. 31, 2013 at Miami — Bengals QB Andy Dalton tackled in end zone by Cameron Wake in OT

#### WON SHUTOUT

Oct. 19, 2014 at Indianapolis — 27-0 win

## LONGEST PLAYS

*(All plays are touchdowns unless noted otherwise.)*

### BENGALS

1. 102 yds. — Louis Breeden — interception at San Diego, 11-8-81
- 102 yds. — Eric Bienenmy — kickoff return at N.Y. Giants, 10-26-97
- 102 yds. — Artrell Hawkins — interception at Houston, 11-3-02
4. 100 yds. — Glenn Holt — kickoff return at Buffalo, 11-4-07
5. 99 yds. — Tremain Mack — kickoff return vs. Tennessee, 11-14-99
6. 98 yds. — Stanford Jennings — kickoff return at Kansas City, 11-13-88
7. 97 yds. — Darryl Williams — interception vs. Pittsburgh, 11-7-93
- 97 yds. — Willie Shelby — kickoff return at Cleveland, 10-3-76
- 97 yds. — Tremain Mack — kickoff return at Baltimore, 9-27-98
- 97 yds. — Adam Jones — kickoff return vs. Carolina, 10-12-14 (not a TD)
10. 96 yds. — Ray Griffin — interception vs. San Diego, 11-11-79
- 96 yds. — Corey Dillon — rush at Detroit, 10-28-01
- 96 yds. — Bernard Scott — kickoff return at Pittsburgh, 11-15-09
13. 95 yds. — Carl Pickens — punt return at Green Bay, 9-20-92
- 95 yds. — Lemar Parrish — kickoff return at Buffalo, 11-8-70
15. 94 yds. — Tim McGee — kickoff return vs. Minnesota, 10-23-86 (not a TD)
- 94 yds. — Ken Anderson to Billy Brooks — pass at Minnesota, 11-13-77
- 94 yds. — Brandon Bennett — kickoff return at Baltimore, 11-10-02
- 94 yds. — Tab Perry — kickoff return at Pittsburgh, 12-4-05 (not a TD)
19. 90 yds. — Lemar Parrish — punt return vs. Washington, 10-6-74
- 90 yds. — Virgil Carter to Speedy Thomas — pass vs. Philadelphia, 9-19-71
- 90 yds. — David Dunn — kickoff return vs. Pittsburgh, 11-10-96

### OPPONENTS

1. 105 yds. — Mercury Morris (Miami) — kickoff return at Cincinnati, 9-14-69
- 105 yds. — Trindon Holliday (Denver) — kickoff return at Cincinnati, 11-4-12
3. 103 yds. — Bob Gresham (Houston) — kickoff return at Cincinnati, 9-23-73
4. 101 yds. — Derrick Mason (Tennessee) — kickoff return at Cincinnati, 11-18-01
5. 100 yds. — Max Anderson (Buffalo) — kickoff return at Cincinnati, 9-22-68
- 100 yds. — Jon Vaughn (New England) — kickoff return at Cincinnati, 12-20-92
7. 99 yds. — Antwaan Randle El (Pittsburgh) — kickoff return at Cincinnati, 10-13-02
- 99 yds. — Jeff Garcia to Andre' Davis (Cleveland) — pass at Cleveland, 10-17-04
- 99 yds. — Terrence McGee (Buffalo) — kickoff return at Cincinnati, 12-24-05
10. 98 yds. — Chad Williams (Baltimore) — interception at Cincinnati, 12-1-02
11. 97 yds. — Darren Lewis (Chicago) — kickoff return at Chicago, 11-8-92
- 97 yds. — Brandon Tate (New England) — kickoff return at New England, 9-12-10
13. 96 yds. — Carl Roaches (Houston) — kickoff return at Houston, 10-4-81
- 96 yds. — Bobby Humphrey (N.Y. Jets) — kickoff return at Cincinnati, 12-21-86
15. 95 yds. — Aaron Bailey (Indianapolis) — kickoff return at Cincinnati, 12-22-96
- 95 yds. — Lamont Brightful (Baltimore) — punt return at Baltimore, 11-10-02
17. 94 yds. — Herschel Walker (Philadelphia) — kickoff return at Cincinnati, 12-24-94
- 94 yds. — Brent Grimes (Miami) — interception return at Miami, 10-31-13
- 94 yds. — Ben Roethlisberger to Martavis Bryant (Pittsburgh) — pass at Cincinnati, 12-7-14
19. 93 yds. — Robert Lyles (Houston) — fumble return at Cincinnati, 10-19-86
20. 92 yds. — Billy Lefear (Cleveland) — kickoff return at Cleveland, 11-23-75 (not a TD)
- 92 yds. — Bo Jackson (L.A. Raiders) — rush at Los Angeles, 11-5-89
- 92 yds. — Eric Metcalf (Cleveland) — punt return at Cincinnati, 9-4-94



# PRO BOWL HISTORY

*Below is a list of the Bengals selected for the NFL Pro Bowl (1970-present) and AFL All-Star games (1968-69) — listed both by player and by year.  
The years listed are the seasons during which the selections were earned, not the calendar years in which the games were played.*

## BY PLAYER

PLAYER	SELECTIONS	YEAR(S)
Anthony Munoz, OT	11	1981-91
Chad Johnson, WR	6	2003-07, '09
Lemar Parrish, CB	6	1970-71, '74-77
Ken Anderson, QB	4	1975-76, '81-82
Willie Anderson, OT	4	2003-06
James Brooks, RB	4	1986, '88-90
Isaac Curtis, WR	4	1973-76
A.J. Green, WR	4	2011-14
Bob Trumpy, TE	4	1968-70, '73
Geno Atkins, DT	3	2011-12, '14
Tommy Casanova, S	3	1974, '76-77
Cris Collinsworth, WR	3	1981-83
Corey Dillon, RB	3	1999-2001
Boomer Esiason, QB	3	1986, '88-89
David Fulcher, S	3	1988-90
Rodney Holman, TE	3	1988-90
Max Montoya, G	3	1986, '88-89
Coy Bacon, DE	2	1976-77
Andy Dalton, QB	2	2011, '14
Jermaine Gresham, TE	2	2011-12
Tim Krumrie, NT	2	1987-88
Carson Palmer, QB	2	2005-06
Carl Pickens, WR	2	1995-96
Mike Reid, DT	2	1972-73
Paul Robinson, RB	2	1968-69
Ashley Ambrose, CB	1	1996
Bill Bergey, LB	1	1969
Jeff Blake, QB	1	1995
Eddie Brown, WR	1	1988
Vontaze Burfict, LB	1	2013
Shayne Graham, K	1	2005
Harold Green, RB	1	1992
T.J. Houshmandzadeh, WR	1	2007
Kevin Huber	1	2014
Tory James, CB	1	2004
Bob Johnson, C	1	1968
Pete Johnson, FB	1	1981
Rudi Johnson, RB	1	2004
Jim LeClair, LB	1	1976
Tremain Mack, KR	1	1999
Pat McInally, P	1	1981
Chip Myers, WR	1	1972
Lorenzo Neal, FB	1	2002
Deltha O'Neal, CB	1	2005
Dan Ross, TE	1	1982
Eric Thomas, CB	1	1988
Andrew Whitworth, OT	1	2012

## BY YEAR

YEAR	PLAYER(S)
1968	— C Bob Johnson, RB Paul Robinson, TE Bob Trumpy
1969	— LB Bill Bergey, RB Paul Robinson, TE Bob Trumpy
1970	— CB Lemar Parrish, TE Bob Trumpy
1971	— CB Lemar Parrish
1972	— WR Chip Myers, DT Mike Reid
1973	— WR Isaac Curtis, DT Mike Reid, TE Bob Trumpy
1974	— S Tommy Casanova, WR Isaac Curtis, CB Lemar Parrish
1975	— QB Ken Anderson, WR Isaac Curtis, CB Lemar Parrish
1976	— QB Ken Anderson, DE Coy Bacon, S Tommy Casanova, WR Isaac Curtis, LB Jim LeClair, CB Lemar Parrish
1977	— DE Coy Bacon, S Tommy Casanova, CB Lemar Parrish
1978	— (none)
1979	— (none)
1980	— (none)
1981	— QB Ken Anderson, WR Cris Collinsworth, FB Pete Johnson, P Pat McInally, OT Anthony Munoz
1982	— QB Ken Anderson, WR Cris Collinsworth, OT Anthony Munoz, TE Dan Ross
1983	— WR Cris Collinsworth, OT Anthony Munoz
1984	— OT Anthony Munoz
1985	— OT Anthony Munoz
1986	— RB James Brooks, QB Boomer Esiason, G Max Montoya, OT Anthony Munoz
1987	— NT Tim Krumrie, OT Anthony Munoz
1988	— RB James Brooks, WR Eddie Brown, QB Boomer Esiason, S David Fulcher, TE Rodney Holman, NT Tim Krumrie, G Max Montoya, OT Anthony Munoz, CB Eric Thomas
1989	— RB James Brooks, QB Boomer Esiason, S David Fulcher, TE Rodney Holman, G Max Montoya, OT Anthony Munoz
1990	— RB James Brooks, S David Fulcher, TE Rodney Holman, OT Anthony Munoz
1991	— OT Anthony Munoz
1992	— RB Harold Green
1993	— (none)
1994	— (none)
1995	— QB Jeff Blake, WR Carl Pickens
1996	— CB Ashley Ambrose, WR Carl Pickens
1997	— (none)
1998	— (none)
1999	— HB Corey Dillon, KR Tremain Mack
2000	— HB Corey Dillon
2001	— HB Corey Dillon
2002	— FB Lorenzo Neal
2003	— OT Willie Anderson, WR Chad Johnson
2004	— OT Willie Anderson, CB Tory James, WR Chad Johnson, HB Rudi Johnson
2005	— OT Willie Anderson, K Shayne Graham, WR Chad Johnson, CB Deltha O'Neal, QB Carson Palmer
2006	— OT Willie Anderson, WR Chad Johnson, QB Carson Palmer (Pro Bowl Player of the Game)
2007	— WR T.J. Houshmandzadeh, WR Chad Johnson
2008	— (none)
2009	— WR Chad Johnson
2010	— (none)
2011	— DT Geno Atkins, QB Andy Dalton, WR A.J. Green, TE Jermaine Gresham
2012	— DT Geno Atkins, WR A.J. Green, TE Jermaine Gresham, OT Andrew Whitworth
2013	— LB Vontaze Burfict, WR A.J. Green
2014	— DT Geno Atkins, QB Andy Dalton, WR A.J. Green, P Kevin Huber

## ANTHONY MUNOZ

The Bengals' **Anthony Munoz**, who defined the art of playing offensive tackle in the National Football League, was inducted on Aug. 1, 1998 to the Pro Football Hall of Fame. It was the first year of Hall eligibility for Munoz, whose final NFL season was 1992 with the Bengals. There currently are 295 Hall of Famers, and Munoz is one of only 77 players selected in their first year of eligibility.



Munoz was a consensus All-American at the University of Southern California, and the Bengals claimed him with the third overall pick in the 1980 draft, despite the fact some teams considered him damaged goods due to past knee surgery. The move turned out as the best draft gamble in franchise history, as Munoz went on to play 13 Bengals seasons (1980-92), including 11 seasons ('81-91) in which he was chosen for the AFC-NFC Pro Bowl game. At the time of his

retirement (1992), that was the most selections of any player in NFL history. He also earned All-Pro honors (full NFL, not just the AFC) every season from 1981 through '91.

"Anthony's induction was very gratifying to our organization and to all of our fans," said Mike Brown, Bengals president. "It was particularly so because the selectors recognized Anthony as a truly special player and person who deserved election on his first try. During his playing days, no one in the NFL was better. It's justifiable to consider him as the best offensive lineman ever, and he has conducted his personal and family life in a way that is a great credit to the Bengals and the NFL."

Munoz's off-field efforts earned him the NFL's prestigious Man of the Year Award in 1991.

Munoz played for the Bengals in both of their Super Bowl appearances, as a second-year player in Super Bowl XVI at Pontiac, Mich., and as a ninth-year vet in Super Bowl XXIII at Miami.

In 1994, he was one of three offensive tackles named to the NFL's official 75th Anniversary Team. He joined his fellow tackles from that 75th Anniversary Team — Forrest Gregg and Roosevelt Brown — in the Hall of Fame.

Munoz's exceptional agility and athleticism is reflected by his entry line in the Bengals' all-time pass receiving statistics. He caught seven passes, playing as a tackle-eligible, and four of those catches were for touchdowns.

In six of his 13 Bengals seasons, Munoz earned at least one major award as NFL Offensive Lineman of the Year. One award citation, issued by NFL Alumni, reads: "The NFL has three levels of offensive linemen. The bottom rung is for players aspiring to make the Pro Bowl. The next step is for those who have earned all-star status. Then there's Anthony Munoz. He's alone at the top, a sure Hall of Famer."



Though there are other Hall of Fame members with some Hispanic ancestry, Munoz is considered the first player of primarily Hispanic background to enter the Hall. Munoz was born in Ontario, Calif. His parents also are native Californians, and his grandparents were born in Chihuahua, Mexico.

## OTHER PLAYER/COACH CONNECTIONS

Munoz is the only player who performed primarily for the Bengals to gain entry to the Hall.

One other Hall of Fame player, wide receiver **Charlie Joiner**, was a Bengal from 1972-75, but he played the majority of his career with San Diego. He was inducted in 1996.

**Paul Brown**, founder and first head coach of the Bengals and the Browns, is in the Hall, but he was inducted in 1967, before the Bengals' first season.

Three other Hall of Famers also spent time as Bengals coaches. **Bill Walsh**, inducted for his success as head coach of the San Francisco 49ers, was a Bengals assistant under Paul Brown from 1968-75. He was inducted in 1993. **Forrest Gregg**, Bengals head coach from 1980-83, was inducted in '77, based on his playing career as an offensive tackle, primarily with Green Bay. And **Dick LeBeau**, a Bengals coach for 19 seasons, was inducted in 2010 for his exploits as a cornerback for the Detroit Lions. LeBeau was Bengals head coach for the last 13 games of 2000, as well as '01-02. LeBeau was a Cincinnati assistant coach from 1980-91 and from '97 through the first three games of 2000.

More on Paul Brown: Brown was not only the founder and first coach of both the Bengals and the Browns, but he was one of the great innovators in pro football history.

"Whether they know it or not, nearly everyone in football has been affected by Paul Brown," former NFL Commissioner Pete Rozelle said in 1991. "His wealth of ideas changed the game."

Elected in 1967 to the Pro Football Hall of Fame, Brown also was founder and first coach of the Cleveland Browns, whom he guided to seven league championships in their first 12 seasons. He posted a .665 winning percentage over 25 years of pro coaching (222-112-9, including playoffs). Earlier in his career, he created an Ohio dynasty at Massillon High School and coached Ohio State University to a national championship (1942).

Brown pioneered coaching as a year-round profession, invented the draw play, introduced the use of face masks on helmets, initiated film study and classroom instruction of players, and was the first coach to call plays from the sidelines. He also broke the color barrier in modern American pro sports, as his Cleveland team featured black stars Marion Motley and Bill Willis in 1946, a year before Jackie Robinson's debut in Major League Baseball.

Born in Norwalk, Ohio, and reared in Massillon, Ohio, Brown was Bengals coach and general manager from 1968-75. He stepped down as coach following an 11-3 season in 1975, and continued in the GM's role until his death at age 82 on Aug. 5, 1991.

## BENGALS ITEMS IN THE HALL

The Hall of Fame houses many pieces of Bengals history, including:

- Full uniform including jersey, pants, and helmet of OT Anthony Munoz during the last season of his Hall of Fame career.
- Coach Paul Brown's "signature" hat he wore on the sidelines.
- QB Boomer Esiason's jersey from his MVP season in 1988.
- RB Corey Dillon's jersey from Dec. 4, 1997 when he established a rookie single-game rushing record vs. Tennessee.
- Jersey, pants, and shoes worn by Dillon on Oct. 22, 2000 when he set the then-NFL record of 278 rushing yards in Bengals' 31-21 win vs. Denver Broncos.
- The football used on the opening kickoff of the Bengals' inaugural regular-season home game on Sept. 14, 1968. Cincinnati defeated Denver, 24-10.
- Jerseys worn by RB Archie Griffin and CB Ken Riley.
- Back rest of seat from Cinergy Field, formerly Riverfront Stadium.
- Autographed metal bucket from groundbreaking ceremony of Paul Brown Stadium. Signatures include those of Mike Brown, Hamilton County Commissioners Bob Bedinghaus and Tom Neyer, and Cincinnati Mayor Roxanne Qualls.
- Shovel used for the groundbreaking of Paul Brown Stadium, which took place on Cincinnati's riverfront on April 25, 1998.
- Framed water color drawing of WR Isaac Curtis.
- Draft cards. The cards were written on by a team representative and turned into NFL officials to identify each draft pick.

# STADIUM HISTORY

## PAUL BROWN STADIUM — 2000-PRESENT

Paul Brown Stadium, home of the Bengals on Cincinnati's downtown riverfront, plays host to its 16th NFL season in 2015. PBS, as it's known for short, opened in 2000. The first game was an Aug. 19 preseason contest vs. Chicago, a 24-20 Bengals win. The first regular-season game was a 24-7 loss to Cleveland on Sept. 10.

Named for the NFL legend who was Bengals founder, chief executive and first head coach, the stadium has won numerous honors and has helped keep Cincinnati in the national sports spotlight. Over the last 11 seasons (2004-14), PBS has hosted 16 nationally televised Bengals games, and at least two games are assured in 2015.

From 2003-10 at PBS, the Bengals sold out a franchise-record 57 consecutive home games (regular and postseason).

The stadium features a sleek design and blends seamlessly with the city, open to views of downtown to the north and the Ohio River to the south.

National recognition for PBS has come in various modes. In 2007, PBS was the only football stadium to make a Harris Interactive list of "America's favorite 150 buildings and structures." PBS ranked 101st on a list whose range included all manner of major structures — skyscrapers, museums, churches, hotels, bridges, national memorials and more. No other football stadium was voted among the top 150, and among all sports venues, only two historic baseball parks — Wrigley Field and the old Yankee Stadium — ranked higher than PBS.

In 2002, in an industry rarity, the stadium was singled out by both of the nation's premier architecture magazines, *Architectural Record* and *Architecture*. The two stories came on the heels of PBS receiving the 2001 Merit Award from the American Institute of Architects (California Council). It marked the first time an NFL stadium received the award from the prestigious AIA.

The acclaim began well before the stadium's 2000 opening. In May of 1998, studies of PBS' design led to it being among 15 winners from a field of more than 300 projects for an American Architecture Award.

In closer-to-home reaction, the stadium also debuted to rave reviews.

After a tour of PBS in June of 2000, some two months before the first game, Cincinnati Enquirer columnist Paul Daugherty wrote:



"The place is gorgeous. If the Bengals were trying to butter me up by giving me the tour, it worked. Every seat is good."

At roughly the same time, Cincinnati Post columnist Bill Koch wrote:

"The views come at you from every angle. Unlike Cinergy Field (formerly Riverfront Stadium), which cut you off from the city once you were inside, this stadium celebrates its setting.

"From the west side, you gaze into Price Hill, with Union Terminal off in the distance. From the east, you walk through what will be the club lounge and see the river, the Roebling Suspension Bridge

and the downtown skyline. You are not in Anytown, USA. You are unmistakably in Cincinnati."

Mike Brown, a son of Paul Brown and the club's chief executive since 1991, puts it this way:

"In the best stadiums, the experience of just walking in wakes you up. It's exciting just to be there. From day one, we made this a goal for our stadium. We want it to be the best setting for pro football in the country, and we think our fans will agree that it is."

Though proud of PBS' much-hailed outer design, the Bengals are prouder still that the stadium has fulfilled a primary goal of serving as a premier venue for watching football. Almost 70 percent of the seats are along the sidelines, positioned for the best possible sight lines to the action.

PBS also serves as a link to the past. In an era when many sports facilities carry corporate names, Cincinnati's stadium bears only the name of Paul Brown.

"We like the fact that our stadium name honors the tradition of the NFL," says Mike Brown. "Many names now don't have anything to do with the game."

The stadium includes 132 suites and 7600 club seats.

Additional facts and figures on PBS:

**SEATING CAPACITY:** 65,515.

**DIMENSIONS:** The stadium site covers approximately 22 acres, and Paul Brown Stadium itself reaches a height of 157 feet.

**PLAYING SURFACE:** Synthetic surface by UBU Sports (Speed S5M turf system, installed in 2012).



**RIVERFRONT STADIUM/CINERGY FIELD — 1970-99**

(Was called Riverfront Stadium from 1970-95, and renamed Cinergy Field in '96.)



Like Paul Brown Stadium, Riverfront Stadium was located in downtown Cincinnati on the bank of the Ohio River. Its site was about a quarter-mile east of the PBS site. It was renamed Cinergy Field in 1996.

Housing the Bengals and baseball's Cincinnati Reds, Riverfront/Cinergy was one of a number of circular, dual-sport facilities built in the U.S. in the 1960s and early '70s. Seating capacity for Bengals games was 60,389 in the stadium's full football configuration and 56,759 during shared periods with baseball.

Riverfront hosted the most celebrated victory in Bengals history, the 1981 season AFC Championship game known as the "Freezer Bowl." The Bengals defeated San Diego 27-7 on a day with the lowest wind chill (minus-59 degrees) and second-coldest temperature reading (minus-9) in NFL history. The Bengals won their second AFC title at Riverfront in 1988, defeating Buffalo 21-10.

The longest Bengals sellout streak at Riverfront was 43 games, from the 1988 season opener through the '92 home finale.

The Reds continued playing in Cinergy Field for two seasons (2001-02) after the Bengals departed for PBS, and Cinergy was imploded in December of '02 to make room for new riverfront development.

The Bengals played their first two seasons in Nippert Stadium on the campus of the University of Cincinnati. When the Bengals played at Nippert, its seating capacity was listed as 31,301.



The Nippert Stadium site began hosting UC games in 1902, and it remains the home of the Bearcats today. It is the fourth-oldest playing site still in use in college football. Nippert has been expanded and upgraded many times over the years. Its most recent major renovation took place from 2014 through early 2015. The Bearcats played all their 2014 home games at Paul Brown Stadium, but returned to Nippert for the '15 season.

The stadium began in 1902 as Carson Field, named after Arch Carson, who played a significant role in starting football on the UC campus in 1885. In 1901, as physical director of the university, Carson guided the construction of the first field, which was later named for him (to this day, Nippert's playing surface still is called Carson Field). Fans watched from wooden bleachers constructed on the hillside adjacent to the field.

Construction began in 1916 on a permanent brick-and-mortar stadium, and the structure was completed in '24. The new stadium was named after Jimmy Nippert, a UC player who sustained a spike wound injury during the 1923 season finale and died a month later from blood poisoning. His grandfather, James N. Gamble of Procter & Gamble, provided the funds necessary to complete construction, and Nippert Stadium was dedicated the following November.

**STADIUM FIRSTS AND LASTS**

**PAUL BROWN STADIUM**

**FIRST PRESEASON GAME:** Aug. 19, 2000 / Bengals 24, Chicago 20 (attendance: 56,180)  
**FIRST REGULAR-SEASON GAME:** Sept. 10, 2000 / Cleveland 24, Bengals 7 (attendance: 64,006)  
First Bengals scoring play: Ron Dugans four-yard TD pass from Akili Smith (second quarter, 14:33)  
First opponent scoring play: Travis Prentice 16-yard TD run (first quarter, 3:43)  
**RECORD AT PBS (REGULAR SEASON THROUGH 2014):** 65-53-2 (.550)  
**LARGEST CROWD AT PBS:** 66,188 on Oct. 28, 2007 / Pittsburgh 24, Bengals 13

**RIVERFRONT STADIUM/CINERGY FIELD**

*(Stadium was called Riverfront Stadium from 1970-95 and was renamed Cinergy Field in '96.)*

**FIRST PRESEASON GAME:** Aug. 8, 1970 / Bengals 27, Washington 12 (attendance: 52,299)  
**FIRST REGULAR-SEASON GAME:** Sept. 20, 1970 / Bengals 31, Oakland 21 (attendance: 56,616)  
First Bengals scoring play: Sam Wyche five-yard TD run (first quarter, 13:08)  
First opponent scoring play: Fred Biletnikoff 20-yard TD pass from Daryle Lamonica (first quarter, 0:30)  
**LAST REGULAR-SEASON GAME:** Dec. 12, 1999 / Bengals 44, Cleveland 28 (attendance: 59,972)  
Last Bengals scoring play: Darnay Scott 52-yard TD pass from Jeff Blake; Doug Pelfrey PAT kick (third quarter, 3:15)  
Last opponent scoring play: Darrin Chiaverini 19-yard TD pass from Ty Detmer; Phil Dawson PAT kick (fourth quarter, 0:49)  
**RECORD AT RIVERFRONT/CINERGY (REGULAR SEASON):** 128-100-0 (.561)  
**LARGEST CROWD AT RIVERFRONT/CINERGY:** 60,284 on Oct. 17, 1971 / Cleveland 27, Bengals 24

**NIPPERT STADIUM**

**FIRST PRESEASON GAME:** Aug. 3, 1968 / Kansas City 38, Bengals 14 (attendance: 21,682)  
**FIRST REGULAR-SEASON GAME:** Sept. 15, 1968 / Bengals 24, Denver 10 (attendance: 25,049)  
First Bengals scoring play: Dale Livingston 49-yard FG (third quarter, 12:02)  
First Bengals touchdown: Bob Trumpy 58-yard pass from John Stofa (third quarter, 8:58)  
First opponent scoring play: Bob Humphreys 33-yard FG (third quarter, 3:07)  
First opponent touchdown: Eric Crabtree five-yard pass from Jim LeClair (fourth quarter, 11:57)  
**LAST REGULAR-SEASON GAME:** Nov. 16, 1969 / Boston 25, Bengals 14 (attendance: 25,913)  
Last Bengals scoring play: Jess Phillips four-yard TD run; Horst Muhlmann PAT kick (fourth quarter, 13:10)  
Last opponent scoring play: Gino Cappelletti 43-yard FG (third quarter, 7:58)  
Last opponent touchdown: Charley Frazier six-yard pass from Mike Taliaferro; Gino Cappelletti PAT kick (first quarter, 1:24)  
**RECORD AT NIPPERT (REGULAR SEASON):** 6-8-0 (.429)  
**LARGEST CROWD AT NIPPERT:** 28,642 on Sept. 29, 1968 / San Diego 31, Bengals 10

## PRO FOOTBALL HISTORY IN CINCINNATI

Cincinnati was home to two other teams in the National Football League prior to the present-day Bengals.

One of the teams, known as the Cincinnati Celts, was a member of the NFL — then known as the American Professional Football Association — in the league's second season in 1921. That team finished with a 1-3-0 record in its only season.

In 1933, the NFL granted the city another franchise, this time called the Cincinnati Reds. They competed in the league for two seasons before folding. The Reds finished with a 3-6-1 record and fourth place in the league's Western Division in 1933. In 1934, they lost their first eight games before suspending operations. The St. Louis Gunners, an independent team, joined the NFL by buying the Cincinnati franchise and went 1-2 the last three weeks of the season.

It was a third team, however — one which was not a member of the NFL — that eventually proved to be the closest link to today's modern-era team.

In 1937, a team called the Cincinnati Bengals was formed as a member of the rival American Football League. It was that team's nickname which was later adopted by today's NFL franchise.

The 1937 Bengals finished with a 2-4-2 record in their first year, but the AFL folded after the season. The Bengals continued as an independent team in 1938,

playing three NFL teams that year. They beat the Chicago Bears, 17-13, and the Pittsburgh Pirates, 38-0, and tied the Chicago Cardinals, 7-7.

In 1939, the Bengals joined a new AFL, finishing in second place with a 6-2 record. But again, the league folded after the season.

Once again, in 1940, another new AFL emerged, and again the Bengals joined. They recorded 1-7-0 and 1-5-2 marks in 1940 and '41, respectively. That AFL suffered the fate of the two AFLs before it, folding after the 1941 season as the United States entered World War II. Only this time, the Bengals folded along with it.

Pro football returned to Cincinnati 26 years later in 1967, when Paul Brown headed an ownership group which landed an expansion franchise in the modern-era American Football League. Brown, a Pro Football Hall of Famer who founded and coached the Cleveland Browns from 1946-62, picked the name Bengals for the new team "to give it a link with past professional football in Cincinnati."

Hundreds of names were suggested by fans in an effort to name the new Cincinnati team, the most popular being Buckeyes. It was rejected to avoid confusion with the Ohio State Buckeyes.

The Bengals began play in the AFL in 1968. The AFL merged with the NFL in 1970.



1938 Cincinnati Bengals

**Front row (left to right):** 65-Tarz Carlson, 84-Bud Payne, 60-Cole Wilging, 85-Sig Sigillo, 55-Freddy Wunderlich, 69-Joe Kruse, 14-Blond Blizzard Owen, 80-Norm Cable, 41-Irish Pavkov, 54-Horse Chesney, 64-Pat Howlett, 51-Tiger Martinovich.

**Back row:** 70-Homer Reynolds, 72-Jug Brown, 75-King Bernard, 73-Socko Wiethel, 88-Bumper McPhail, 61-Earl Warwick, 83-Connie Mack Berry, 81-Phil Bucklew, 82-Bill Muellner, 52-Russ Sweeney, 87-Wild Bill Gerdes, 86-Turk Russ, Coach Dana M. King.

# MISCELLANEOUS FACTS AND FIGURES

## ENTERING 2015 SEASON

Bengals franchise firsts:

- **FIRST HEAD COACH:** Paul Brown, who coached from 1968 through '75.
- **FIRST PLAYER:** QB John Stofa, who was acquired in December, 1967, from the Miami Dolphins in a trade for two draft choices. Stofa played for the Bengals in 1968 and '69.
- **FIRST DRAFT CHOICE:** Center Bob Johnson, from the University of Tennessee, was the Bengals' No. 1 draft choice in their 1968 inaugural season.
- **FIRST GAME:** Aug. 3, 1968 — a preseason home game against the Kansas City Chiefs at Nippert Stadium. The Chiefs won 38-14 in front of 21,682.
- **FIRST REGULAR-SEASON GAME:** On Friday night, Sept. 6, 1968, in San Diego, the Bengals began play in the American Football League. They lost to the Chargers, 29-13.
- **FIRST BENGALS REGULAR-SEASON SCORING PLAY:** On the Bengals' first possession of their first regular-season game — Sept. 6, 1968 at San Diego — RB Paul Robinson scored a touchdown on a 2-yard run. Dale Livingston kicked the extra point for a 7-0 Cincinnati lead. The Chargers came back to win, 29-13.
- **FIRST REGULAR-SEASON VICTORY:** On Sunday, Sept. 15, 1968, the Bengals won their home opener, defeating the Denver Broncos, 24-10. A crowd of 25,049 watched at Nippert Stadium.
- **FIRST PLAYOFF GAME:** On Saturday, Dec. 26, 1970, the Bengals lost to the Baltimore Colts, 17-0, at Memorial Stadium in Baltimore in an AFC Divisional Playoff. The Bengals reached the playoffs in just the franchise's third season by winning the AFC Central Division with an 8-6 regular-season record.
- **FIRST PLAYOFF VICTORY:** On Jan. 3, 1982, the Bengals defeated the Buffalo Bills, 28-21, at Riverfront Stadium in Cincinnati in an AFC Divisional Playoff Game. A week later, the Bengals beat San Diego in the AFC Championship Game to earn a trip to Super Bowl XVI.

**In the beginning:** The Bengals' inaugural season was 1968, when they began play in the American Football League (which merged with the NFL in 1970).

That first Bengals team had a seven-man coaching staff (in contrast to the 20-man staff heading into the 2015 season). Head coach Paul Brown was joined by Bill Johnson (offensive line coach), Rick Forzano (offensive backfield), Jack Donaldson (defensive line), Tom Bass (defensive backfield), Bill Walsh (offensive ends) and Frank Smouse (linebackers).

**Munoz made Pro Bowl history:** Former Bengals OT Anthony Munoz was selected to play in 11 AFC-NFC Pro Bowl games, the most by any Cincinnati player by a margin of five. WR Chad Johnson and CB Lemar Parrish are tied for second with six each.

At the time of his retirement (after the 1992 season), Munoz's total of 11 was the most selections of any player in NFL history. To this day, Munoz still is tied for 11th in most Pro Bowl selections all time. The leaders are former Indianapolis/Denver QB Peyton Manning, Houston Oilers/Tennessee OL Bruce Matthews and Kansas City/Atlanta TE Tony Gonzalez, each with 14.

**Hold that line:** Over Games 5-12 of the 2009 season, the Bengals set a franchise record by holding eight straight opponents under the 100-yard mark in rushing. Prior to 2009, the franchise record for consecutive games in this category was six, and that spanned two seasons (1981-82). The previous record for one season was five straight games, set in 1983.

**Sellout streaks:** The Bengals sold out 57 consecutive home games (regular and postseason) from Nov. 16, 2003 through Nov. 8, 2010. That Paul Brown Stadium run stands as the longest in club history, topping a 43-game streak accomplished at Riverfront Stadium between 1988 and '92.

**Bengals boast winning mark in overtime:** The Bengals are 16-13-2 in regular-season overtime games, for a winning percentage of .548.

Overtime was put in place for regular-season games in 1974. The Bengals have not played an overtime game in postseason.

In 2013, Cincinnati played three overtime games in the same season, a franchise first. In their previous 45 seasons (1968-2012), the Bengals played in two overtime games in any one season just five times ('90, '92, '95, '01 and '08).

**Passing fancy:** Boomer Esiason passed for more than 300 yards in a game a team-record 23 times during his Bengals career (1984-92, 1997).

Ken Anderson (a Bengal from 1971-86) ranks second in 300-yard passing games with 19, followed by Carson Palmer (2003-10) with 17.

**The longest victory:** The Bengals' 23-20 win at Cleveland Oct. 4, 2009 was the longest game the Bengals ever won. Four seconds remained in the overtime period when K Shayne Graham booted a 31-yard field goal to break a 20-all tie.

The previous longest Bengals win was 34-31 in a road game against the Los Angeles Rams on Oct. 7, 1990. Jim Breech's 44-yard field goal ended that game with 3:04 remaining in overtime. The longest Bengals loss came on Sept. 23, 1979 against the Houston Oilers at Riverfront Stadium. The Oilers won 30-27 on a 29-yard Toni Fritsch field goal with 0:32 left in the extra period.

There are only two 75-minute games in Bengals history — a 13-13 tie with Philadelphia on Nov. 16, 2008 and a 37-37 tie with Carolina on Oct. 12, 2014. The only other tie in team history — a 31-31 deadlock in 1969 at Houston — took place before overtime was instituted in the regular season.

**Bengals double-digit club:** Entering 2014, 26 players share the distinction of having played 10 or more campaigns for the Bengals:

PLAYER, POSITION	YEARS	SEASONS
Ken Anderson, QB	16	1971-86
Ken Riley, CB	15	1969-83
Reggie Williams, LB	14	1976-89
Jim Breech, K	13	1980-92
Rich Braham, C-G	13	1994-2006
Anthony Munoz, OT	13	1980-92
Joe Walter, OT	13	1985-97
Willie Anderson, OT	12	1996-2007
Isaac Curtis, WR	12	1973-84
Eddie Edwards, DE-DT	12	1977-88
Bob Johnson, C	12	1968-79
Bruce Kozerski, OL	12	1984-95
Tim Krumrie, NT	12	1983-94
Jim LeClair, LB	12	1972-83
Glenn Cameron, LB	11	1975-85
Robert Geathers, DE	11	2004-14
Rodney Holman, TE	11	1982-92
Lee Johnson, P-K	11	1988-98
Max Montoya, G-OT	11	1979-89
Louis Breedon, CB	10	1978-87
Boomer Esiason, QB	10	1984-92, 97
Dave Lapham, G	10	1974-83
Pat McInally, P-WR	10	1976-85
Chad Johnson, WR	10	2001-10
Brad St. Louis, LS-TE	10	2000-09
Bob Trumpy, TE-WR	10	1968-77

**The name game:** The most common last name among players on the Bengals' all-time roster is Johnson. Twenty-six players named Johnson are on the all-time roster, including Chad Johnson, who changed his last name to Ochocinco in 2008 (then back to Johnson in '11, after his Bengals career).

Smith is second with 16, and Jones and Williams are tied for third with 13 each (not including Nick Luchey, who changed his name from Williams in 2002).

The Bengals' all-time roster has more last names start with the letter B than any other letter — a total of 98. The letter S is second with 90 names.

The only letter without a player on the team's all-time roster is X.

**Fond farewell:** The Bengals played their final game at Cinergy Field (previously known as Riverfront Stadium) on Dec. 12, 1999, and they made the finale a memorable one.

Before a sellout crowd of 59,972, the Bengals defeated Cleveland, 44-28, as the Cincinnati defense set a team record by allowing only 11 net rushing yards (11 carries). The Browns' longest rush of the day was three yards. The previous low by a Bengals opponent had been 22 yards by Houston on Dec. 23, 1990.

Offensively, the last game at Cinergy saw the Bengals roll for 279 rushing yards (on 53 carries) — at the time the second-most rushing yards in team history and the most ever in a home game (now the fourth-best in club history and the third-highest figure for a home game).

10 wins, no playoffs: The best Bengals team to miss out on postseason play was coach Bill Johnson's 1976 club, which went 10-4 but lost a tiebreaker to Pittsburgh for the AFC Central title.

Only one Wild Card team made the playoffs from each conference at that time, and it went to 11-3 New England, who lost an AFC East division tiebreaker.

One other Bengals team — the 1986 club — won 10 games (10-6) and failed to make the playoffs.

100 x 3 = team first: The Bengals' 27-10 win over Oakland on Dec. 10, 2006 at Paul Brown Stadium was the team's only game ever with a 100-yard rusher (Rudi Johnson, 117 yards) and two 100-yard receivers (T.J. Houshmandzadeh, 118; Chad Johnson, 101).

**Coldest NFL games on record:**

- Minus-13 degrees (-48 degrees wind chill) — Dec. 31, 1967, Lambeau Field, Green Bay, Wis., NFL Championship — Green Bay 21, Dallas 17
- Minus-9 degrees (-59 degrees wind chill) — Jan. 10, 1982, Riverfront Stadium, Cincinnati, Ohio, AFC Championship — Cincinnati 27, San Diego 7
- Minus-1 degree (-23 degrees wind chill) — Jan. 20, 2008, Lambeau Field, Green Bay, Wis., NFC Championship — N.Y. Giants 23, Green Bay 20 in OT.

Talent isn't everything: The 1989 Bengals were a talented team, but never could put it all together on a weekly basis. They outscored opponents 404-285, but finished only 8-8.

Not since the 1950 Philadelphia Eagles had a break-even team outscored its foes by such a large point margin (7.4) per game.

All-time biggest crowds: Here are the Bengals' 10 largest home crowds in franchise history:

ATTENDANCE	DATE	OPPONENT	RESULT
1. 66,188	10-28-07	Pittsburgh	L, 13-24
2. 66,113	10-1-07	New England	L, 13-34
3. 66,107	12-22-14	Denver	W, 37-28
4. 66,104	10-23-05	Pittsburgh	L, 13-27
5. 66,093	9-10-07	Baltimore	W, 27-20
6. 66,072	9-17-06	Cleveland	W, 34-17
7. 66,049	12-31-06	Pittsburgh	L, 17-23 (OT)
8. 66,035	10-1-06	New England	L, 13-38
9. 66,023	12-23-07	Cleveland	W, 19-14
10. 65,995	11-20-05	Indianapolis	L, 37-45

Long distance leaders: Former Bengals Chris Bahr and Doug Pelfrey are the only kickers in team history to convert two field goals of 50 or more yards in the same game.

Bahr booted field goals of 55 and 52 yards vs. Houston on September 23, 1979. Pelfrey connected on attempts from 53 and 50 yards at Houston on October 24, 1993.

A rare runner: The only Bengals quarterback ever to rush for 100 yards in a game was Virgil Carter, who gained 110 on nine carries against Cleveland on Nov. 15, 1970.

The game was the first Bengals-Browns match in Riverfront Stadium (later renamed Cinergy Field), and marked Cincinnati's first victory (14-10) over its Ohio rival.

**BENGALS SINGLE-SEASON LEAGUE AND CONFERENCE LEADERS**

— NFL —

**PASSER RATING**

(Current rating system in place since 1973)

1974	Ken Anderson	95.7
1975	Ken Anderson	93.9
1981	Ken Anderson	98.4
1982	Ken Anderson	95.3
1988	Boomer Esiason	97.4

**TOUCHDOWN PASSES**

2005	Carson Palmer	32
------	---------------	----

**RECEPTIONS**

2007	T.J. Houshmandzadeh	*^112
------	---------------------	-------

**RECEIVING YARDS**

2006	Chad Johnson	1369
------	--------------	------

**INTERCEPTIONS**

2005	Deltha O'Neal	*^10
------	---------------	------

**PUNT RETURN AVERAGE**

1974	Lemar Parrish	^18.8
1984	Mike Martin	15.7

**KICKOFF RETURN AVERAGE**

2014	Adam Jones	^31.3
------	------------	-------

**PUNTING AVERAGE**

1970	Dave Lewis	46.2
1971	Dave Lewis	44.8
1978	Pat McInally	43.1
1981	Pat McInally	45.4

— AFC —

**SCORING**

1981	Jim Breech	*115
1987	Jim Breech	97
2005	Shayne Graham	131

**RUSHING YARDS**

1968	Paul Robinson	**1023
------	---------------	--------

**TOUCHDOWNS**

1983	Pete Johnson	*14
1988	Ickey Woods	*15
1995	Carl Pickens	^17

**PASSER RATING**

(Current rating system in place since 1973)

1974	Ken Anderson	#95.7
1975	Ken Anderson	#93.9
1981	Ken Anderson	#98.4
1982	Ken Anderson	#95.3
1988	Boomer Esiason	#97.4
1989	Boomer Esiason	92.1

**TOUCHDOWN PASSES**

1988	Boomer Esiason	*28
1989	Boomer Esiason	28
1995	Jeff Blake	28
2005	Carson Palmer	#32

**RECEPTIONS**

1995	Carl Pickens	99
1996	Carl Pickens	100
2005	Chad Johnson	97
2007	T.J. Houshmandzadeh	#^112

**RECEIVING YARDS**

1973	Isaac Curtis	843
1988	Eddie Brown	1273
2003	Chad Johnson	1355
2004	Chad Johnson	1274
2005	Chad Johnson	1432
2006	Chad Johnson	#1369

**INTERCEPTIONS**

1976	Ken Riley	9
1982	Ken Riley	*5
1983	Ken Riley	*8
2005	Deltha O'Neal	#^10

**PUNTING AVERAGE**

1970	Dave Lewis	#46.2
1971	Dave Lewis	#44.8
1978	Pat McInally	#43.1
1981	Pat McInally	#45.4

**PUNT RETURN AVERAGE**

1974	Lemar Parrish	#^18.8
1984	Mike Martin	#15.7
2014	Adam Jones	12.0

**KICKOFF RETURN AVERAGE**

1999	Tremain Mack	27.1
2014	Adam Jones	#^31.3

**KEY**

- # Also led NFL
- ^ Also a Bengals record
- \* Tied for lead
- \*\* American Football League

Get the point? Only three times in the Bengals' 47 seasons has a non-kicker led the team in scoring.

In 1979, FB Pete Johnson was the team's leading scorer with 90 points (15 TDs). FB Ickey Woods led the 1988 Bengals with 90 points (15 TDs). And in 2001, HB Corey Dillon scored a team-high 78 points (13 TDs).

A special explosion: The Bengals' record for most points scored in a game by the special teams units is 31, from a 43-14 victory at Buffalo on Nov. 8, 1970.

CB Lemar Parrish scored two special teams TDs, one on a 95-yard kickoff return and another on an 83-yard return of a blocked field goal attempt. K Horst Muhlmann added 15 points on five field goals, and four PATs by Muhlmann completed the special teams onslaught.

The offense scored only one TD, on a one-yard run by RB Jess Phillips. The defense scored a TD on an eight-yard fumble return by DE Royce Berry.

Perfection at home: The Bengals have gone undefeated (and untied) at home during the regular season four times in team history:

- 8-0 in the Super Bowl season of 1988
- 8-0 in the 2013 playoff season
- 7-0 in the 1973 playoff season
- 4-0 in the strike-shortened 1982 campaign

Bengals QBs as league MVPs: Two Bengals, both quarterbacks from the club's Super Bowl teams, have been named by nationwide panels of media as winners of the Associated Press NFL Most Valuable Player Award.

Ken Anderson was the winner in 1981, leading the NFL with a 98.4 passer rating. He completed 300 of 479 passes (62.6%) for 3754 yards, with a then-club record 29 TD passes against 10 interceptions.

Boomer Esiason was the 1988 winner, leading the league with a 97.4 rating and tying for the AFC lead in TDs with 28. He completed 223 of 388 passes (57.5%) for 3572 yards, with 14 interceptions.

Both QBs led their teams to 12-4 records in the regular season.

Worst to first: Four times in their history, the Bengals have finished first in their division after finishing in last place the season before. The Bengals followed a cellar season with a division title in 1970, '81, '88 and '90.

Record crowd: The official attendance figure of 87,786 for Cincinnati's 17-10 win on Nov. 14, 2004 at FedExField in Washington was the largest ever for a Bengals regular-season game.

The record for all Bengals games remains 92,045, recorded at the Los Angeles Coliseum for the 1990 season Divisional Playoff game against the Los Angeles Raiders on Jan. 13, 1991.

Double whammy: Twice in Bengals history, two Cincinnati players have broken the 100-yard rushing mark in the same game.

On Oct. 29, 1972, in a 30-7 win vs. Houston, RB Doug Dressler gained 110 yards and HB Essex Johnson ran for 103 yards. On Dec. 7, 1986, in a 31-7 victory at New England, HB James Brooks rushed for 163 yards and FB Stanley Wilson gained 120 yards.

The longest shots: The latest-drafted player ever to make a Bengals roster for a regular-season game was K-P Dave Green of Ohio University.

Green was the 418th selection in the 1972 draft, taken in the 17th round. He didn't make the roster in 1972, and had a brief stint (no games played) with Houston in '73 before being re-acquired by Cincinnati. Green played for the Bengals from 1974-75, scoring 70 points and averaging 40.1 yards on 134 punts. He was acquired by Tampa Bay in 1976, and stayed in the NFL through '79.

The latest-drafted player ever to make the Bengals roster in the same season of his selection was LB Larry Ely of Iowa. Ely was the 397th selection in 1970, a 16th-round pick. He played for Cincinnati in 1970 and '71.

## BENGALS PLAYOFF RESULTS

Record: 5-13

SEASON	DATE	OPPONENT	W-L	SCORE	PLAYOFF GAME
1970	Dec. 26	at Baltimore	L	0-17	Divisional Playoff
1973	Dec. 23	at Miami	L	16-34	Divisional Playoff
1975	Dec. 28	at Oakland Raiders	L	28-31	Divisional Playoff
1981	Jan. 3	BUFFALO	W	28-21	Divisional Playoff
	Jan. 10	SAN DIEGO	W	27-7	AFC Championship
	Jan. 24	SAN FRANCISCO 49ERS	L	21-26	Super Bowl XVI
1982	Jan. 9	N.Y. JETS	L	17-44	First-Round Playoff
1988	Dec. 31	SEATTLE	W	21-13	Divisional Playoff
	Jan. 8	BUFFALO	W	21-10	AFC Championship
	Jan. 22	San Francisco 49ers	L	16-20	Super Bowl XXIII
1990	Jan. 6	HOUSTON	W	41-14	Wild Card Playoff
	Jan. 13	at L.A. Raiders	L	10-20	Divisional Playoff
2005	Jan. 8	PITTSBURGH	L	17-31	Wild Card Playoff
2009	Jan. 9	N.Y. JETS	L	14-24	Wild Card Playoff
2011	Jan. 7	at Houston	L	10-31	Wild Card Playoff
2012	Jan. 5	at Houston	L	13-19	Wild Card Playoff
2013	Jan. 5	SAN DIEGO	L	10-27	Wild Card Playoff
2014	Jan. 4	at Indianapolis	L	10-26	Wild Card Playoff

High-scoring affairs: The two highest-scoring games (combined point totals of both teams) in Bengals history have both come against the Cleveland Browns. Here are the five highest-scoring games in franchise history:

TOTAL POINTS	DATE AND OPPONENT	RESULT
1. 106	Nov. 28, 2004 vs. Cleveland	W, 58-48
2. 96	Sept. 16, 2007 at Cleveland	L, 45-51
3. 90	Nov. 12, 2006 vs. San Diego	L, 41-49
4. 86	Nov. 30, 1997 at Philadelphia	L, 42-44
5. 85	Sept. 22, 1985 vs. San Diego	L, 41-44

Riley reigns supreme: In the Bengals record book, the most dominant lead in a major career category belongs to CB Ken Riley. His 65 interceptions nearly double the total (33) of second-place CB Louis Breedon.

Bengals tap the Buckeye pipeline: Ohio State is the top supplier of college talent to the Bengals, with 27 former Buckeyes having qualified for the team's official all-time roster.

Notable former Buckeye Bengals include Pro Bowl FB Pete Johnson (1977-83), the No. 4 rusher in Bengals history, as well as RB Archie Griffin ('76-83), CB Ray Griffin ('78-84), OT Rufus Mayes ('70-78) and DT Dan Wilkinson ('94-97).

Florida is second with 18 Bengals alumni. Four schools are tied for third at 17 — Alabama, Cincinnati, Michigan and West Virginia.

Parrish hits paydirt: The only Bengals player ever to score two touchdowns in a game on returns and/or recoveries is Lemar Parrish — and he did it three times.

Parrish, a Bengals cornerback and kick returner from 1970-77, scored two TDs on Nov. 8, 1970 at Buffalo (95-yard kickoff return and 83-yard return of a blocked FG attempt); on Dec. 17, 1972 at Houston (25-yard interception return and 33-yard interception return); and on Oct. 6, 1974 vs. Washington (90-yard punt return and 47-yard fumble return).

Go long ... real long: The Bengals record book records two pass plays of 90 or more yards:

- QB Ken Anderson hooked up with WR Billy Brooks for a team-record 94-yarder for a touchdown Nov. 13, 1977 at Minnesota.
- QB Virgil Carter connected with WR Speedy Thomas for a 90-yard TD strike on Sept. 19, 1971 vs. Philadelphia at Riverfront Stadium.

This record holds the record: The oldest season record in Bengals history — and the only one still standing from the Nippert Stadium years — is QB Greg Cook's average of 9.41 yards gained per passing attempt in 1969.

The only other average of more than nine yards was 9.21 by QB Boomer Esiason in 1988.

## BENGALS SUPER BOWL STARTERS

### SUPER BOWL XVI

OFFENSE		DEFENSE	
WR	Cris Collinsworth	LDE	Eddie Edwards
LOT	Anthony Munoz	NT	Wilson Whitley
LG	Dave Lapham	RDE	Ross Browner
C	Blair Bush	LOLB	Bo Harris
RG	Max Montoya	LILB	Jim LeClair
ROT	Mike Wilson	RILB	Glenn Cameron
TE	Dan Ross	ROLB	Reggie Williams
WR	Isaac Curtis	LCB	Louis Breedon
QB	Ken Anderson	RCB	Ken Riley
HB	Charles Alexander	SS	Bobby Kemp
FB	Pete Johnson	FS	Bryan Hicks

### SUPER BOWL XXIII

OFFENSE		DEFENSE	
WR	Tim McGee	LDE	Jim Skow
LOT	Anthony Munoz	NT	Tim Krumrie
LG	Bruce Reimers	RDE	Jason Buck
C	Bruce Kozerski	LOLB	Leon White
RG	Max Montoya	LILB	Carl Zander
ROT	Brian Blados	RILB	Joe Kelly
TE	Rodney Holman	ROLB	Reggie Williams
WR	Eddie Brown	LCB	Lewis Billups
QB	Boomer Esiason	RCB	Eric Thomas
HB	James Brooks	SS	David Fulcher
FB	Ickey Woods	FS	Solomon Wilcotts



1000-yard duos ... and a trio: Fourteen times in the Bengals' 47 years (1968-2014), the team has had both a 1000-yard rusher and a 1000-yard receiver in the same season.

In 2006, the Bengals had a 1000-yard rusher and two 1000-yard receivers.

YEAR	RUSHER	YARDS	RECEIVER	YARDS
1981	Pete Johnson.....	1077	Cris Collinsworth .....	1009
1986	James Brooks.....	1087	Cris Collinsworth .....	1024
1988	Ickey Woods.....	1066	Eddie Brown.....	1273
1989	James Brooks.....	1239	Tim McGee.....	1211
1998	Corey Dillon.....	1130	Carl Pickens .....	1023
1999	Corey Dillon.....	1200	Darnay Scott.....	1022
2002	Corey Dillon.....	1311	Chad Johnson .....	1166
2004	Rudi Johnson.....	1454	Chad Johnson .....	1274
2005	Rudi Johnson.....	1458	Chad Johnson .....	1432
2006	Rudi Johnson.....	1309	Chad Johnson .....	1369
			T.J. Houshmandzadeh .....	1081
2009	Cedric Benson .....	1251	Chad Johnson .....	1047
2011	Cedric Benson .....	1067	A.J. Green .....	1057
2012	BenJarvus Green-Ellis....	1094	A.J. Green .....	1350
2014	Jeremy Hill.....	1124	A.J. Green .....	1041

No TDs; no problem: Five times in their history, the Bengals have won without scoring a touchdown:

- On Sept. 24, 1972, K Horst Muhlmann's five FGs (41, 32, 20, 32, 34) fueled a 15-10 victory over Pittsburgh at Riverfront Stadium (later renamed Cinergy Field).
- On Oct. 21, 1984, K Jim Breech kicked four FGs (24, 23, 25, 33) for all the Bengals' points in a 12-9 victory over Cleveland at Riverfront.
- On Nov. 6, 1994, K Doug Pelfrey booted six FGs (36, 44, 36, 47, 28, 26) and LB-DE Alfred Williams scored on a safety as the Bengals posted a 20-17 overtime victory at Seattle.
- On Nov. 11, 2007, K Shayne Graham kicked a team-record seven FGs (34, 19, 22, 35, 35, 21, 33) for all of Cincinnati's points in a 21-7 win at Baltimore.
- On Sept. 19, 2010, K Mike Nugent kicked five FGs (36, 30, 46, 38, 25) for all the Bengals' points in a 15-10 win over Baltimore at Paul Brown Stadium.

Doubling up: Twice in Bengals history, a Cincinnati player has managed 100-plus yards both rushing and receiving on the same day.

HB Essex Johnson was the first, rushing for 121 yards on 21 carries and getting 116 yards on two receptions on Sept. 30, 1973 at San Diego. He stood alone in the category until Dec. 7, 1986, when HB James Brooks burned the Patriots at New England for 163 yards on 18 rushes and 101 yards on six receptions. Cincinnati won both games.

Bengals opponents have managed double 100-yard performances twice, and Cincinnati lost both of those games.

On Nov. 23, 1975, Cleveland HB Greg Pruitt had 121 yards on 17 rushes and 106 yards on seven receptions in a 35-23 Browns win at Cleveland Stadium. On Sept. 22, 1985, San Diego RB Lionel James became the one player to record dual 100s at Riverfront Stadium (later renamed Cinergy Field) in the Chargers' 44-41 win. James had 127 yards on 12 rushes and 118 yards on five catches.

P.B. and the hall of fame: Paul Brown, founder of the Cincinnati Bengals, was enshrined in the Pro Football Hall of Fame in 1967, and numerous other Hall of Fame members played and/or coached under Brown.

The most recent addition to P.B.'s disciples in the Hall of Fame was former Bengals assistant coach and head coach Dick LeBeau, a 2010 inductee. LeBeau's assistant coaching tenure with the Bengals began in '80, when Brown was the team's general manager. He was an assistant coach (defensive backfield and defensive coordinator) with the Bengals from 1980-91 and '97-2000 (three games in '00), and he was the team's head coach from the fourth game of '00 through '02. LeBeau, who also spent many seasons as an assistant coach with the Pittsburgh Steelers, is widely considered to be one of the best defensive coaches in league history. And though he did not play under Brown, LeBeau recorded 62 career interceptions, which ranked third all-time at the time of his retirement as a player.

Other former assistant coaches under Paul Brown who are in the Hall of Fame are Weeb Ewbank and Bill Walsh. Also in the Hall of Fame is Forrest Gregg, hired by Brown as Bengals head coach in 1980.

The most recent player disciple of Brown's to be inducted was tackle Anthony Munoz, considered by many to be the greatest offensive lineman in NFL history. Munoz, a 1998 inductee, played his entire 13-year pro career ('80-92) with the Bengals. Some analysts thought he was too risky a prospect for an early first-round draft selection because he had experienced knee injuries in college. But Brown, as Bengals general manager in 1980, selected Munoz with the No. 3 overall pick.

The 1997 Hall of Fame class included Don Shula, winningest coach in NFL history, who played defensive back in the NFL and was a rookie on Brown's defending NFL champion Cleveland Browns in '51.

WR Charlie Joiner, who played for the Bengals under Brown from 1972-75, was elected to the Hall of Fame in the '96 class of inductees. Also, 15 other players Brown coached for the Cleveland Browns are in the Hall of Fame. These players, and the years Brown coached them in Cleveland, are: DE Doug Atkins (1953-54), FB Jim Brown ('57-62), DE Willie Davis ('58-59), QB Len Dawson ('60-61), WR Len Ford ('50-57), C Frank Gatski ('46-56), QB Otto Graham ('46-55), T/PK Lou Groza ('46-59 and '61-62), G Gene Hickerson ('58-60 and '62), DT Henry Jordan ('57-58), WR Dante Lavelli ('46-56), T Mike McCormack ('54-62), RB/WR Bobby Mitchell ('58-61), FB/LB Marion Motley ('46-53) and G Bill Willis ('46-53).

### BENGALS SELECTIONS IN 1968 AFL EXPANSION DRAFT

#### FROM BOSTON PATRIOTS

Joe Bellino, RB, Navy  
Jim Boudreaux, DT, Louisiana Tech  
J.D. Garrett, RB, Grambling  
\*White Graves, DB, Louisiana State  
Ron Hall, DB, Missouri Valley

#### FROM BUFFALO BILLS

Gary Bugenhagen, T, Syracuse  
Bobby Burnett, RB, Arkansas  
\*Charlie King, DB, Purdue  
Bob Schmidt, T, Minnesota  
Rich Zecher, DT, Utah State

#### FROM DENVER BRONCOS

Cookie Gilchrist, RB, (none)  
Mike Kellogg, RB, Santa Clara  
\*Pat Matsou, G, Oregon  
Henry Sorrell, LB, Tennessee-Chattanooga  
Lonnie Wright, DB, Colorado State

#### FROM HOUSTON OILERS

\*Dan Brabham, LB, Arkansas  
Joe Bob Isbell, G, Houston  
\*Willie Lee Jones, DE, Kansas State  
Bob Poole, TE, Clemson  
\*Andy Rice, DT, Texas Southern

#### FROM KANSAS CITY CHIEFS

Chris Burford, SE, Stanford  
\*Sherrill Headrick, LB, Texas Christian  
\*Bobby Hunt, DB, Auburn  
Al Reynolds, G, Tarkio  
\*Fletcher Smith, DB, Tennessee State

#### FROM N.Y. JETS

Solomon Brannan, DB, Morris Brown  
Bill Brown, T, Texas-El Paso  
\*John Matlock, C, Miami (Fla.)  
\*Pete Perreault, G, Boston University  
Jim Waskiewicz, C/LB, Wichita State

#### FROM OAKLAND RAIDERS

\*Dan Archer, T, Oregon  
\*Estes Banks, RB, Colorado  
Nate Johns, RB, San Diego State  
\*Rod Sherman, FL, Southern California  
Richard Sligh, DT, North Carolina Central

#### FROM SAN DIEGO CHARGERS

\*Frank Buncom, LB, Southern California  
\*Jim Griffin, DE, Grambling  
Frank Marsh, RB, Oregon State  
Dick Van Raaphorst, PK, Ohio State  
\*Ernie Wright, T, Ohio State

*\*Made Bengals All-Time Roster*

# BENGALS POSTSEASON INDIVIDUAL RECORDS

## KEY

- \* AFC Wild Card Playoff
- \*\* AFC Divisional Playoff
- \*\*\* AFC Championship
- + AFC First-Round Playoff (Super Bowl Tournament)
- # Super Bowl XVI (at Pontiac, Mich.)
- ## Super Bowl XXIII (at Miami, Fla.)

*NOTES: Years listed are seasons in which playoff berths were earned, not calendar years in which playoff games were played. Career records include only seasons in which players played in playoffs.*

## SCORING

### TOTAL POINTS

<b>CAREER</b>	52	Jim Breech .....	1981, '82, '88, '90
	24	Ickey Woods .....	1988, '90
	18	Dan Ross .....	1981, '82
	12	(seven times)	

<b>GAME</b>	12	Charles Alexander .....	1981 (Jan. 3, 1982 vs. Buff.)**
	12	Dan Ross .....	1981 (Jan. 24, 1982 against S.F.)#
	12	Stanley Wilson .....	1988 (Dec. 31, 1988 vs. Sea.)**
	12	Ickey Woods .....	1988 (Jan. 8, 1989 vs. Buff.)***
	11	Jim Breech .....	1990 (Jan. 6, 1991 vs. Hou.)*

### TOUCHDOWNS

<b>CAREER</b>	4	Ickey Woods .....	1988, '90
	3	Dan Ross .....	1981, '82
	2	(six times)	

<b>GAME</b>	2	Charles Alexander .....	1981 (Jan. 3, 1982 vs. Buff.)**
	2	Dan Ross .....	1981 (Jan. 24, 1982 against S.F.)#
	2	Stanley Wilson .....	1988 (Dec. 31, 1988 vs. Sea.)**
	2	Ickey Woods .....	1988 (Jan. 8, 1989 vs. Buff.)***
	1	(many times)	

### POINTS AFTER TOUCHDOWNS

<b>CAREER</b>	25	Jim Breech .....	1981, '82, '88, '90
	4	Dave Green .....	1975
	4	Shayne Graham .....	2005, '09
	3	Mike Nugent .....	2011, '13, '14
	1	(two times)	

<b>GAME</b>	5	Jim Breech .....	1990 (Jan. 6, 1991 vs. Hou.)*
	4	Jim Breech .....	1981 (Jan. 3, 1982 vs. Buff.)**
	3	(five times)	

### FIELD GOALS

<b>CAREER</b>	9	Jim Breech .....	1981, '82, '88, '90
	3	Horst Muhlmann .....	1970, '73
	3	Mike Nugent .....	2011, '13, '14
	2	Josh Brown .....	2012
	1	Shayne Graham .....	2005, '09

<b>GAME</b>	3	Horst Muhlmann .....	1973 (Dec. 23, 1973 at Mia.)**
	3	Jim Breech .....	1988 (Jan. 22, 1989 against S.F.)##
	2	Jim Breech .....	1981 (Jan. 10, 1982 vs. S.D.)***
	2	Jim Breech .....	1990 (Jan. 6, 1991 vs. Hou.)*
	2	Josh Brown .....	2012 (Jan. 5, 2013 at Hou.)*

### LONGEST FIELD GOALS

57	Mike Nugent .....	2014 (Jan. 4, 2015 at Ind.)*
47	Josh Brown .....	2012 (Jan. 5, 2013 at Hou.)*
46	Horst Muhlmann .....	1973 (Dec. 23, 1973 at Mia.)**
46	Mike Nugent .....	2013 (Jan. 5, 2014 vs. S.D.)*
43	Jim Breech .....	1988 (Jan. 22, 1989 against S.F.)##

## RUSHING

### TOTAL RUSHING ATTEMPTS

<b>CAREER</b>	89	Ickey Woods .....	1988, '90
	61	Pete Johnson .....	1981, '82
	43	James Brooks .....	1988, '90
	34	Charles Alexander .....	1981, '82
	28	Cedric Benson .....	2009, '11

<b>GAME</b>	29	Ickey Woods .....	1988 (Jan. 8, 1989 vs. Buff.)***
	23	Ickey Woods .....	1988 (Dec. 31, 1988 vs. Sea.)**
	21	Pete Johnson .....	1981 (Jan. 10, 1982 vs. S.D.)***
	21	Cedric Benson .....	2009 (Jan. 9, 2010 vs. NYJ)*
	20	Ickey Woods .....	1988 (Jan. 22, 1989 against S.F.)##

### RUSHING YARDS

<b>CAREER</b>	391	Ickey Woods .....	1988, '90
	187	Pete Johnson .....	1981, '82
	183	Cedric Benson .....	2009, '11
	145	James Brooks .....	1988, '90
	125	Charles Alexander .....	1981, '82

<b>GAME</b>	169	Cedric Benson .....	2009 (Jan. 9, 2010 vs. NYJ)*
	126	Ickey Woods .....	1988 (Dec. 31, 1988 vs. Sea.)**
	102	Ickey Woods .....	1988 (Jan. 8, 1989 vs. Buff.)***
	80	Pete Johnson .....	1981 (Jan. 10, 1982 vs. S.D.)***
	79	Ickey Woods .....	1988 (Jan. 22, 1989 against S.F.)##

### AVERAGE YARDS PER RUSHING ATTEMPT

<b>CAREER</b>	4.39	Ickey Woods (391 yards/89 att.) .....	1988, '90
	3.68	Charles Alexander (125 yards/34 att.) .....	1981, '82
	3.37	James Brooks (145 yards/43 att.) .....	1988, '90
	3.07	Pete Johnson (187 yards/61 att.) .....	1981, '82

*NOTE: Minimum 30 attempts.*

<b>GAME</b>	8.05	Cedric Benson (169/21) .....	2009 (Jan. 9, 2010 vs. NYJ)*
	5.48	Ickey Woods (126/23) .....	1988 (Dec. 31, 1988 vs. Sea.)**
	3.95	Ickey Woods (79/20) .....	1988 (Jan. 22, 1989 against S.F.)##
	3.81	Pete Johnson (80/21) .....	1981 (Jan. 10, 1982 vs. S.D.)***
	3.52	Ickey Woods (102/29) .....	1988 (Jan. 8, 1989 vs. Buff.)***

*NOTE: Minimum 15 attempts.*

### RUSHING TOUCHDOWNS

<b>CAREER</b>	4	Ickey Woods .....	1988, '90
	2	Charles Alexander .....	1981, '82
	2	Pete Johnson .....	1981, '82
	2	Stanley Wilson .....	1988
	2	Cedric Benson .....	2009, '11

<b>GAME</b>	2	Charles Alexander .....	1981 (Jan. 3, 1982 vs. Buff.)**
	2	Stanley Wilson .....	1988 (Dec. 31, 1988 vs. Sea.)**
	2	Ickey Woods .....	1988 (Jan. 8, 1989 vs. Buff.)***
	1	(many times)	

### LONGEST RUSHES

47-td	Cedric Benson .....	2009 (Jan. 9, 2010 vs. NYJ)*
30	Ickey Woods .....	1988 (Dec. 31, 1988 vs. Sea.)**
29	Boomer Esiason .....	1988 (Jan. 8, 1989 vs. Buff.)***
29	BenJarvus Green-Ellis .....	2012 (Jan. 5, 2013 at Hou.)*
27	Cedric Benson .....	2009 (Jan. 9, 2010 vs. NYJ)*

KEY

- \* AFC Wild Card Playoff
\*\* AFC Divisional Playoff
\*\*\* AFC Championship
+ AFC First-Round Playoff (Super Bowl Tournament)
# Super Bowl XVI (at Pontiac, Mich.)
## Super Bowl XXIII (at Miami, Fla.)

NOTES: Years listed are seasons in which playoff berths were earned, not calendar years in which playoff games were played. Career records include only seasons in which players played in playoffs.

PASSING

TOTAL PASSING ATTEMPTS

Table with 2 columns: Career/Attempt Count and Player/Year. Rows include Ken Anderson (1973, '75, '81, '82), Andy Dalton (2011, '12, '13, '14), Boomer Esiason (1988, '90), Jon Kitna (2005), and Carson Palmer (2005, '09).

Table with 2 columns: Game/Attempt Count and Player/Year. Rows include Andy Dalton (2013), Ken Anderson (2011), Jon Kitna (2005), and Carson Palmer (2009).

COMPLETIONS

Table with 2 columns: Career/Completion Count and Player/Year. Rows include Ken Anderson (1973, '75, '81, '82), Andy Dalton (2011, '12, '13, '14), Boomer Esiason (1988, '90), Jon Kitna (2005), and Carson Palmer (2005, '09).

Table with 2 columns: Game/Completion Count and Player/Year. Rows include Andy Dalton (2013), Ken Anderson (2011), Ken Anderson (1982), and Jon Kitna (2005).

COMPLETION PERCENTAGE

Table with 2 columns: Career/Percentage and Player/Year. Rows include Ken Anderson (66.27%), Jon Kitna (60.00%), Andy Dalton (55.70%), Boomer Esiason (51.52%), and Carson Palmer (51.35%).

NOTE: Minimum 30 attempts.

Table with 2 columns: Game/Percentage and Player/Year. Rows include Ken Anderson (74.29%), Ken Anderson (73.53%), Boomer Esiason (70.00%), Ken Anderson (66.67%), and Andy Dalton (64.29%).

NOTE: Minimum 15 attempts.

PASSING YARDS

Table with 2 columns: Career/Yards and Player/Year. Rows include Ken Anderson (1321), Andy Dalton (873), Boomer Esiason (600), Carson Palmer (212), and Jon Kitna (197).

Table with 2 columns: Game/Yards and Player/Year. Rows include Ken Anderson (354), Andy Dalton (334), Ken Anderson (300), Andy Dalton (257), and Ken Anderson (201).

AVERAGE YARDS PER PASSING ATTEMPT

Table with 2 columns: Career/Average and Player/Year. Rows include Ken Anderson (7.96), Boomer Esiason (6.06), Carson Palmer (5.73), Andy Dalton (5.53), and Jon Kitna (4.93).

NOTE: Minimum 30 attempts.

Table with 2 columns: Game/Average and Player/Year. Rows include Ken Anderson (10.11), Ken Anderson (9.14), Ken Anderson (8.82), Boomer Esiason (7.50), and Ken Anderson (7.44).

NOTE: Minimum 15 attempts.

TOUCHDOWN PASSES

Table with 2 columns: Career/Count and Player/Year. Rows include Ken Anderson (9), Boomer Esiason (4), Jon Kitna (1), Carson Palmer (1), and Andy Dalton (1).

Table with 2 columns: Game/Count and Player/Year. Rows include Ken Anderson (2), Ken Anderson (2), Ken Anderson (2), Ken Anderson (2), and Boomer Esiason (2).

PASSES HAD INTERCEPTED

Table with 2 columns: Career/Count and Player/Year. Rows include Ken Anderson (6), Andy Dalton (6), Boomer Esiason (3), Jon Kitna (2), and (two times) (1).

Table with 2 columns: Game/Count and Player/Year. Rows include Ken Anderson (3), Andy Dalton (3), and (four times) (2).

PASSER RATING

Table with 2 columns: Career/Rating and Player/Year. Rows include Ken Anderson (93.5), Boomer Esiason (71.1), Carson Palmer (66.5), Jon Kitna (60.1), and Andy Dalton (57.8).

NOTE: Minimum 30 attempts.

Table with 2 columns: Game/Rating and Player/Year. Rows include Boomer Esiason (125.0), Ken Anderson (115.9), Ken Anderson (111.6), Ken Anderson (110.3), and Boomer Esiason (97.6).

NOTE: Minimum 15 attempts.

LONGEST PASSES

Table with 2 columns: Career/Length and Player/Year. Rows include Carson Palmer to Chris Henry (66), Ken Anderson to Cris Collinsworth (53), Ken Anderson to Cris Collinsworth (49), Andy Dalton to Marvin Jones (49), and Boomer Esiason to Rodney Holman (46).

RECEIVING

TOTAL RECEPTIONS

Table with 2 columns: Career/Count and Player/Year. Rows include Dan Ross (28), Cris Collinsworth (21), Giovanni Bernard (15), Jermaine Gresham (14), and (two times) (13).

Table with 2 columns: Game/Count and Player/Year. Rows include Dan Ross (11), Lenvil Elliott (9), Marvin Jones (8), Giovanni Bernard (8), and (three times) (7).

RECEIVING YARDS

Table with 2 columns: Career/Yards and Player/Year. Rows include Cris Collinsworth (354), Dan Ross (333), Isaac Curtis (184), Rodney Holman (184), and Marvin Jones (164).

Table with 2 columns: Game/Yards and Player/Year. Rows include Marvin Jones (130), Cris Collinsworth (120), Cris Collinsworth (107), Dan Ross (104), and Dan Ross (89).

AVERAGE YARDS PER RECEPTION

Table with 2 columns: Career/Average and Player/Year. Rows include Cris Collinsworth (16.86), Rodney Holman (16.73), Marvin Jones (14.91), Isaac Curtis (14.15), and A.J. Green (12.38).

NOTE: Minimum 8 receptions.

Table with 2 columns: Game/Average and Player/Year. Rows include Cris Collinsworth (21.40), Cris Collinsworth (17.14), Chip Myers (16.50), Marvin Jones (16.25), and A.J. Green (16.00).

NOTE: Minimum 4 receptions.

RECEIVING TOUCHDOWNS

Table with 2 columns: Career/Count and Player/Year. Rows include Dan Ross (3), Isaac Curtis (2), and (many times) (1).

Table with 2 columns: Game/Count and Player/Year. Rows include Dan Ross (2) and (many times) (1).

LONGEST RECEPTIONS

Table with 2 columns: Career/Length and Player/Year. Rows include Chris Henry from Carson Palmer (66), Cris Collinsworth from Ken Anderson (53), Cris Collinsworth from Ken Anderson (49), Marvin Jones from Andy Dalton (49), and Rodney Holman from Boomer Esiason (46).

KEY	
*	AFC Wild Card Playoff
**	AFC Divisional Playoff
***	AFC Championship
+	AFC First-Round Playoff (Super Bowl Tournament)
#	Super Bowl XVI (at Pontiac, Mich.)
##	Super Bowl XXIII (at Miami, Fla.)

NOTES: Years listed are seasons in which playoff berths were earned, not calendar years in which playoff games were played. Career records include only seasons in which players played in playoffs.

### PUNTING

TOTAL PUNTS		
CAREER	25	Lee Johnson.....1988, '90
	20	Kevin Huber.....2009, '11, '12, '14
	15	Dave Lewis.....1970, '73
	12	Pat McInally.....1981, '82
	6	Dave Green.....1975

GAME	8	Dave Lewis.....1970 (Dec. 26, 1970 at Balt.)**
	8	Kevin Huber.....2014 (Jan. 4, 2015 at Ind.)*
	7	Dave Lewis.....1973 (Dec. 23, 1973 at Mia.)**
	6	(three times)

PUNTING YARDS		
CAREER	1111	Lee Johnson.....1988, '90
	950	Kevin Huber.....2009, '11, '12, '14
	567	Dave Lewis.....1970, '73
	487	Pat McInally.....1981, '82
	215	Dave Green.....1975

GAME	380	Kevin Huber.....2014 (Jan. 4, 2015 at Ind.)*
	313	Dave Lewis.....1970 (Dec. 26, 1970 at Balt.)**
	276	Lee Johnson.....1988 (Dec. 31, 1988 vs. Sea.)**
	258	Lee Johnson.....1990 (Jan. 13, 1991 at L.A.-Raid.)**
	254	Dave Lewis.....1973 (Dec. 23, 1973 at Mia.)**

AVERAGE YARDS PER PUNT		
CAREER	47.50	Kevin Huber (950 yards/20 punts).....2009, '11, '12, '14
	44.44	Lee Johnson (1111 yards/25 punts).....1988, '90
	40.58	Pat McInally (487 yards/12 punts).....1981, '82
	37.80	Dave Lewis (567 yards/15 punts).....1970, '73

NOTE: Minimum 8 punts.

GAME	51.60	Lee Johnson (258/5).....1990 (Jan. 13, 1991 at L.A.-Raid.)**
	48.00	Kevin Huber (192/4).....2009 (Jan. 9, 2010 vs. NYJ)*
	47.50	Kevin Huber (380/8).....2014 (Jan. 4, 2015 at Ind.)*
	46.60	Kevin Huber (233/5).....2012 (Jan. 5, 2013 at Hou.)*
	46.00	Lee Johnson (276/6).....1988 (Dec. 31, 1988 vs. Sea.)**

NOTE: Minimum 4 punts.

NET YARDS PER PUNT		
CAREER	42.2	Kevin Huber.....2009, '11, '12, '14
	38.6	Lee Johnson.....1988, '90
	37.0	Pat McInally.....1981, '82
	34.2	Dave Lewis.....1970, '73

NOTE: Minimum 8 punts.

GAME	43.8	Kevin Huber.....2012 (Jan. 5, 2013 at Hou.)*
	43.6	Lee Johnson.....1990 (Jan. 13, 1991 at L.A.-Raid.)**
	43.1	Kevin Huber.....2014 (Jan. 4, 2015 at Ind.)*
	41.0	Lee Johnson.....1988 (Dec. 31, 1988 vs. Sea.)**
	37.5	Pat McInally.....1981 (Jan. 3, 1982 vs. Buff.)**

INSIDE-20 PUNTS		
CAREER	8	Lee Johnson.....1988, '90
	7	Kevin Huber.....2009, '11, '12, '14
	2	Pat McInally.....1981, '82
	2	Zoltan Mesko.....2013
	1	Dave Lewis.....1970, '73

GAME	3	Lee Johnson.....1988 (Jan. 8, 1989 vs. Buff.)***
	3	Lee Johnson.....1988 (Jan. 22, 1989 against S.F.)##
	3	Kevin Huber.....2012 (Jan. 5, 2013 at Hou.)*
	3	Kevin Huber.....2014 (Jan. 4, 2015 at Ind.)*
	2	(two times)

LONGEST PUNTS		
64	Lee Johnson.....1990 (Jan. 13, 1991 at L.A.-Raid.)**	
63	Lee Johnson.....1988 (Jan. 22, 1989 against S.F.)##	
62	Kevin Huber.....2014 (Jan. 4, 2015 at Ind.)*	
60	Pat McInally.....1981 (Jan. 3, 1982 vs. Buff.)**	
58	Lee Johnson.....1988 (Jan. 8, 1989 vs. Buff.)***	
56	(two times)	

### PUNT RETURNS

TOTAL PUNT RETURNS		
CAREER	9	Brandon Tate.....2011, '12, '13, '14
	6	Ira Hillary.....1988
	5	Mike Fuller.....1981, '82
	3	Lemar Parrish.....1970, '73, '75
	3	Mitchell Price.....1990

GAME	4	Mike Fuller.....1981 (Jan. 24, 1982 against S.F.)#
	3	Ira Hillary.....1988 (Dec. 31, 1988 vs. Sea.)**
	3	Mitchell Price.....1990 (Jan. 6, 1991 vs. Hou.)*
	3	Brandon Tate.....2011 (Jan. 7, 2012 at Hou.)*
	3	Brandon Tate.....2013 (Jan. 5, 2014 vs. S.D.)*

PUNT RETURN YARDS		
CAREER	62	Mike Fuller.....1981, '82
	57	Brandon Tate.....2011, '12, '13, '14
	43	Ira Hillary.....1988
	42	Mitchell Price.....1990
	23	Rico Murray.....2009

GAME	42	Mitchell Price.....1990 (Jan. 6, 1991 vs. Hou.)*
	35	Mike Fuller.....1981 (Jan. 24, 1982 against S.F.)#
	27	Mike Fuller.....1981 (Jan. 3, 1982 vs. Buff.)**
	24	Ira Hillary.....1988 (Jan. 8, 1989 vs. Buff.)***
	23	Rico Murray.....2009 (Jan. 9, 2010 vs. NYJ)*

AVERAGE YARDS PER PUNT RETURN		
CAREER	12.40	Mike Fuller (62 yards/5 ret.).....1981, '82
	7.17	Ira Hillary (43 yards/6 ret.).....1988
	6.33	Brandon Tate (57 yards/9 ret.).....2011, '12, '13, '14

NOTE: Minimum 4 returns.

GAME	14.00	Mitchell Price (42/3).....1990 (Jan. 6, 1991 vs. Hou.)*
	12.00	Ira Hillary (24/2).....1988 (Jan. 8, 1989 vs. Buff.)***
	8.75	Mike Fuller (35/4).....1981 (Jan. 24, 1982 against S.F.)#
	7.50	Keiwan Ratliff (15/2).....2005 (Jan. 8, 2006 vs. Pitt.)*
	6.67	Brandon Tate (20/3).....2011 (Jan. 7, 2012 at Hou.)*

NOTE: Minimum 2 returns.

LONGEST PUNT RETURNS		
34	Mitchell Price.....1990 (Jan. 6, 1991 vs. Hou.)*	
27	Mike Fuller.....1981 (Jan. 3, 1982 vs. Buff.)**	
23	Rico Murray.....2009 (Jan. 9, 2010 vs. NYJ)*	
19	Brandon Tate.....2014 (Jan. 4, 2015 at Ind.)*	
17	Mike Fuller.....1981 (Jan. 24, 1982 against S.F.)#	

KEY

- \* AFC Wild Card Playoff
- \*\* AFC Divisional Playoff
- \*\*\* AFC Championship
- + AFC First-Round Playoff (Super Bowl Tournament)
- # Super Bowl XVI (at Pontiac, Mich.)
- ## Super Bowl XXIII (at Miami, Fla.)

NOTES: Years listed are seasons in which playoff berths were earned, not calendar years in which playoff games were played. Career records include only seasons in which players played in playoffs.

KICKOFF RETURNS

TOTAL KICKOFF RETURNS

CAREER	17	David Verser .....	1981, '82
	8	Stanford Jennings .....	1988, '90
	7	Adam Jones .....	2011, '12, '13, '14
	7	Brandon Tate .....	2011, '12, '13, '14
	5	Tab Perry .....	2005

GAME	7	David Verser .....	1982 (Jan. 9, 1983 vs. NYJ)+
	5	David Verser .....	1981 (Jan. 24, 1982 against S.F.)#
	5	Tab Perry .....	2005 (Jan. 8, 2006 vs. Pitt.)*
	5	Brandon Tate .....	2013 (Jan. 5, 2014 vs. S.D.)*
4		(two times)	

KICKOFF RETURN YARDS

CAREER	302	David Verser .....	1981, '82
	240	Stanford Jennings .....	1988, '90
	193	Brandon Tate .....	2011, '12, '13, '14
	183	Adam Jones .....	2011, '12, '13, '14
119	Tab Perry .....	2005	

GAME	128	Brandon Tate .....	2013 (Jan. 5, 2014 vs. S.D.)*
	119	Tab Perry .....	2005 (Jan. 8, 2006 vs. Pitt.)*
	117	Stanford Jennings .....	1988 (Jan. 22, 1989 against S.F.)##
	116	David Verser .....	1982 (Jan. 9, 1983 vs. NYJ)+
	103	Adam Jones .....	2012 (Jan. 5, 2013 at Hou.)*

AVERAGE YARDS PER KICKOFF RETURN

CAREER	30.00	Stanford Jennings (240 yards/8 ret.) .....	1988, '90
	27.57	Brandon Tate (193 yards/7 ret.) .....	2011, '12, '13, '14
	26.14	Adam Jones (183 yards/7 ret.) .....	2011, '12, '13, '14
	23.80	Tab Perry (119 yards/5 ret.) .....	2005
	17.76	David Verser (302 yards/17 ret.) .....	1981, '82

NOTE: Minimum 4 returns.

GAME	58.50	Stanford Jennings (117/2) .....	1988 (Jan. 22, 1989 against S.F.)##
	37.00	Bernard Scott (74/2) .....	2009 (Jan. 9, 2010 vs. NYJ)*
	26.67	Adam Jones (80/3) .....	2014 (Jan. 4, 2015 at Ind.)*
	25.75	Adam Jones (103/4) .....	2012 (Jan. 5, 2013 at Hou.)*
	25.60	Brandon Tate (128/5) .....	2013 (Jan. 5, 2014 vs. S.D.)*

NOTE: Minimum 2 returns.

LONGEST KICKOFF RETURNS

93-td	Stanford Jennings .....	1988 (Jan. 22, 1989 against S.F.)##
56	Bernard Scott .....	2009 (Jan. 9, 2010 vs. NYJ)*
43	Brandon Tate .....	2012 (Jan. 5, 2013 at Hou.)*
40	David Verser .....	1981 (Jan. 3, 1982 vs. Buff.)*
40	David Verser .....	1981 (Jan. 10, 1982 vs. S.D.)***

INTERCEPTIONS

TOTAL INTERCEPTIONS

CAREER	3	David Fulcher .....	1988, '90
	3	Ken Riley .....	1970, '73, '75, '81, '82
	2	Eric Thomas .....	1988, '90
	1	(eight times)	

GAME	1	(many times)
------	---	--------------

INTERCEPTION RETURN YARDS

CAREER	54	David Fulcher .....	1988, '90
	45	Neal Craig .....	1973
	34	Ken Riley .....	1970, '73, '75, '81, '82
	26	Eric Thomas .....	1988, '90
	24	Bobby Kemp .....	1981, '82

GAME	45	Neal Craig .....	1973 (Dec. 23, 1973 at Mia.)**
	43	David Fulcher .....	1990 (Jan. 6, 1991 vs. Hou.)*
	34	Ken Riley .....	1975 (Dec. 28, 1975 at Oak.)**
	26	Eric Thomas .....	1988 (Jan. 8, 1989 vs. Buff.)*
	24	Bobby Kemp .....	1981 (Jan. 10, 1982 vs. S.D.)***

LONGEST INTERCEPTION RETURNS

45-td	Neal Craig .....	1973 (Dec. 23, 1973 at Mia.)**
43	David Fulcher .....	1990 (Jan. 6, 1991 vs. Hou.)*
34	Ken Riley .....	1975 (Dec. 28, 1975 at Oak.)**
26	Eric Thomas .....	1988 (Jan. 8, 1989 vs. Buff.)*
24	Bobby Kemp .....	1981 (Jan. 10, 1982 vs. S.D.)***

SACKS

TOTAL SACKS

CAREER	4.0	Jason Buck .....	1988, '90
	3.0	David Grant .....	1988, '90
	3.0	Reggie Williams .....	1981, '82, '88
	1.5	Geno Atkins .....	2011, '12, '14
	1.0	(many times)	

GAME	1	(many times)
------	---	--------------

# BENGALS POSTSEASON TEAM RECORDS

## SCORING

POINTS SCORED		
GAME	41	1990 (Jan. 6, 1991 vs. Hou.)*
HALF	21	1975 (Dec. 28, 1975 at Oak.)** .....2nd half
QUARTER	14	(six times)

### TOUCHDOWNS

GAME	5	1990 (Jan. 6, 1991 vs. Hou.)*
HALF	3	1975 (Dec. 28, 1975 at Oak.)** .....2nd half
	3	1981 (Jan. 24, 1982 against S.F.)# .....2nd half
	3	1988 (Dec. 31, 1988 vs. Sea.)* .....1st half
	3	1990 (Jan. 6, 1991 vs. Hou.)* .....2nd half

### RUSHING TOUCHDOWNS

GAME	3	1981 (Jan. 3, 1982 vs. Buff.)*
	3	1988 (Dec. 31, 1988 vs. Sea.)*
	3	1990 (Jan. 6, 1991 vs. Hou.)*
HALF	3	1988 (Dec. 31, 1988 vs. Sea.)* .....1st half

### PASSING TOUCHDOWNS

GAME	2	1975 (Dec. 28, 1975 at Oak.)*
	2	1981 (Jan. 10, 1982 vs. S.D.)*
	2	1981 (Jan. 24, 1982 against S.F.)#
	2	1982 (Jan. 9, 1983 vs. NYJ)+
	2	1990 (Jan. 6, 1991 vs. Hou.)*
HALF	2	1975 (Dec. 28, 1975 at Oak.)* .....2nd half
	2	1981 (Jan. 24, 1982 against S.F.)# .....2nd half
	2	1982 (Jan. 9, 1983 vs. NYJ)+ .....1st half

### FIELD GOALS

GAME	3	1973 (Dec. 23, 1973 at Mia.)*
	3	1988 (Jan. 22, 1989 against S.F.)##
HALF	3	1973 (Dec. 23, 1973 at Mia.)* .....1st half

## OFFENSE

### FIRST DOWNS

GAME	27	2013 (Jan. 5, 2014 vs. S.D.)*
HALF	17	1981 (Jan. 24, 1982 against S.F.)# .....2nd half

### TOTAL NET YARDS

GAME	439	2013 (Jan. 5, 2014 vs. S.D.)*
HALF	257	1981 (Jan. 24, 1982 against S.F.)# .....2nd half

### NET YARDS RUSHING

GAME	254	1988 (Dec. 31, 1988 vs. Sea.)*
HALF	165	1988 (Dec. 31, 1988 vs. Sea.)* .....1st half

### RUSHING ATTEMPTS

GAME	50	1988 (Jan. 8, 1989 vs. Buff.)*
HALF	29	1988 (Jan. 8, 1989 vs. Buff.)* .....2nd half

### NET YARDS PASSING

GAME	333	1982 (Jan. 9, 1983 vs. NYJ)+
HALF	197	1982 (Jan. 9, 1983 vs. NYJ)+ .....1st half

### PASSING ATTEMPTS

GAME	51	2013 (Jan. 5, 2014 vs. S.D.)*
HALF	34	2013 (Jan. 5, 2014 vs. S.D.)* .....2nd half

### COMPLETIONS

GAME	29	2013 (Jan. 5, 2014 vs. S.D.)*
HALF	17	1981 (Jan. 24, 1982 against S.F.)# .....2nd half
	17	2013 (Jan. 5, 2014 vs. S.D.)* .....2nd half

### PASSES HAD INTERCEPTED

GAME	3	1982 (Jan. 9, 1983 vs. NYJ)+
	3	2011 (Jan. 7, 2012 at Hou.)*
HALF	2	1982 (Jan. 9, 1983 vs. NYJ)+ .....2nd half
	2	1988 (Jan. 8, 1989 vs. Buff.)* .....1st half
	2	2005 (Jan. 8, 2006 vs. Pitt.)* .....2nd half
	2	2011 (Jan. 7, 2012 at Hou.)* .....2nd half
	2	2013 (Jan. 5, 2014 vs. S.D.)* .....2nd half

### SACKS ALLOWED

GAME	5	1975 (Dec. 28, 1975 at Oak.)*
	5	1981 (Jan. 24, 1982 against S.F.)#
	5	1988 (Jan. 22, 1989 against S.F.)##
HALF	4	1982 (Jan. 9, 1983 vs. NYJ)+ .....1st half
	4	1988 (Jan. 22, 1989 against S.F.)## .....2nd half

## DEFENSE

### FEWEST POINTS ALLOWED

GAME	7	1981 (Jan. 10, 1982 vs. S.D.)*
HALF	0	1981 (Jan. 10, 1982 vs. S.D.)* .....2nd half
	0	1988 (Dec. 31, 1988 vs. Sea.)* .....1st half
	0	1988 (Jan. 8, 1989 vs. Buff.)* .....2nd half
	0	1990 (Jan. 6, 1991 vs. Hou.)* .....1st half

### FEWEST FIRST DOWNS ALLOWED

GAME	10	1988 (Jan. 8, 1989 vs. Buff.)*
HALF	1	1990 (Jan. 6, 1991 vs. Hou.)* .....1st half

### FEWEST TOTAL NET YARDS ALLOWED

GAME	181	1988 (Jan. 8, 1989 vs. Buff.)*
HALF	36	1990 (Jan. 6, 1991 vs. Hou.)* .....1st half

### FEWEST NET YARDS RUSHING ALLOWED

GAME	22	1988 (Dec. 31, 1988 vs. Sea.)*
HALF	0	1988 (Dec. 31, 1988 vs. Sea.)* .....1st half

### FEWEST NET YARDS PASSING ALLOWED

GAME	122	2013 (Jan. 5, 2014 vs. S.D.)*
HALF	16	1981 (Jan. 24, 1982 against S.F.)# .....2nd half

### INTERCEPTIONS

GAME	3	1988 (Jan. 8, 1989 vs. Buff.)*
HALF	2	1981 (Jan. 3, 1982 vs. Buff.)* .....1st half
	2	1981 (Jan. 10, 1982 vs. S.D.)* .....1st half
	2	1988 (Jan. 8, 1989 vs. Buff.)* .....1st half

### SACKS

GAME	4	1988 (Jan. 22, 1989 against S.F.)##
HALF	3	1988 (Dec. 31, 1988 vs. Sea.)* .....2nd half

## MISCELLANEOUS

### MOST PENALTIES INCURRED

GAME	8	1981 (Jan. 24, 1982 against S.F.)#
HALF	6	1988 (Jan. 22, 1989 against S.F.)## .....2nd half

### MOST PENALTY YARDS INCURRED

GAME	90	2005 (Jan. 8, 2006 vs. Pitt.)*
HALF	50	1988 (Jan. 22, 1989 against S.F.)## .....2nd half
	50	2005 (Jan. 8, 2006 vs. Pitt.)* .....2nd half

### MOST TIME OF POSSESSION

GAME	39:45	1990 (Jan. 6, 1991 vs. Hou.)*
HALF	25:04	1990 (Jan. 6, 1991 vs. Hou.)* .....1st half

*NOTE: Time of possession was not recorded until 1977, and thus is not available for the Bengals' 1970, '73 and '75 playoff games.*

### KEY

- \* AFC Wild Card Playoff
- \*\* AFC Divisional Playoff
- \*\*\* AFC Championship
- + AFC First-Round Playoff (Super Bowl Tournament)
- # Super Bowl XVI (at Pontiac, Mich.)
- ## Super Bowl XXIII (at Miami, Fla.)

*NOTES: Years listed are seasons in which playoff berths were earned, not calendar years in which playoff games were played. Career records include only seasons in which players played in playoffs.*

# OPPONENTS POSTSEASON INDIVIDUAL RECORDS

## KEY

- \* AFC Wild Card Playoff
- \*\* AFC Divisional Playoff
- \*\*\* AFC Championship
- + AFC First-Round Playoff (Super Bowl Tournament)
- # Super Bowl XVI (at Pontiac, Mich.)
- ## Super Bowl XXIII (at Miami, Fla.)

NOTES: Years listed are seasons in which playoff berths were earned, not calendar years in which playoff games were played. Career records include only seasons in which players played in playoffs.

## SCORING

### TOTAL POINTS

GAME	POINTS	Player	Year	Notes
14	14	Ray Wersching	1981	(Jan. 24, 1982 against S.F.)#
14	14	Pat Leahy	1982	(Jan. 9, 1983 vs. NYJ)+
14	14	Adam Vinatieri	2014	(Jan. 4, 2015 at Ind.)*
13	13	Shayne Graham	2012	(Jan. 5, 2013 at Hou.)*
12	12	(three times)		

### TOUCHDOWNS

GAME	TOUCHDOWNS	Player	Year	Notes
2	2	Joe Cribbs	1981	(Jan. 3, 1982 vs. Buff.)*
2	2	Ernest Givens	1990	(Jan. 6, 1991 vs. Hou.)*
2	2	Arian Foster	2011	(Jan. 7, 2012 at Hou.)*
1	1	(many times)		

### POINTS AFTER TOUCHDOWNS

GAME	POINTS	Player	Year	Notes
5	4	Pat Leahy	1982	(Jan. 9, 1983 vs. NYJ)+
4	4	Garo Yepremian	1973	(Dec. 23, 1973 at Mia.)*
4	4	George Blanda	1975	(Dec. 28, 1975 at Oak.)*
4	4	Jeff Reed	2005	(Jan. 8, 2006 vs. Pitt.)*
4	4	Neil Rackers	2011	(Jan. 7, 2012 at Hou.)*

### FIELD GOALS

GAME	FIELD GOALS	Player	Year	Notes
4	4	Ray Wersching	1981	(Jan. 24, 1982 against S.F.)#
4	4	Shayne Graham	2012	(Jan. 5, 2013 at Hou.)*
4	4	Adam Vinatieri	2014	(Jan. 4, 2015 at Ind.)*
3	3	Pat Leahy	1982	(Jan. 9, 1983 vs. NYJ)+
2	2	(five times)		

### LONGEST FIELD GOALS

53	Adam Vinatieri	2014	(Jan. 4, 2015 at Ind.)*
50	Garo Yepremian	1973	(Dec. 23, 1973 at Mia.)*
49	Jeff Jaeger	1990	(Jan. 13, 1991 at L.A.-Raid.)*
48	Shayne Graham	2012	(Jan. 5, 2013 at Hou.)*
47	Pat Leahy	1982	(Jan. 9, 1983 vs. NYJ)+

## RUSHING

### TOTAL RUSHING ATTEMPTS

GAME	ATTEMPTS	Player	Year	Notes
32	32	Arian Foster	2012	(Jan. 5, 2013 at Hou.)*
25	25	Norm Bulaich	1970	(Dec. 26, 1970 at Balt.)*
24	24	Arian Foster	2011	(Jan. 7, 2012 at Hou.)*
23	23	Chuck Muncie	1981	(Jan. 10, 1982 vs. S.D.)*
21	21	(three times)		

### RUSHING YARDS

GAME	YARDS	Player	Year	Notes
202	202	Freeman McNeil	1982	(Jan. 9, 1983 vs. NYJ)+
153	153	Arian Foster	2011	(Jan. 7, 2012 at Hou.)*
140	140	Marcus Allen	1990	(Jan. 13, 1991 at L.A.-Raid.)*
140	140	Arian Foster	2012	(Jan. 5, 2013 at Hou.)*
135	135	Shonn Greene	2009	(Jan. 9, 2010 vs. NYJ)*

### AVERAGE YARDS PER RUSHING ATTEMPT

GAME	AVERAGE	Player	Year	Notes
9.62	9.62	Freeman McNeil (202/21)	1982	(Jan. 9, 1983 vs. NYJ)+
6.67	6.67	Marcus Allen (140/21)	1990	(Jan. 13, 1991 at L.A.-Raid.)*
6.43	6.43	Shonn Greene (135/21)	2009	(Jan. 9, 2010 vs. NYJ)*
6.38	6.38	Arian Foster (153/24)	2011	(Jan. 7, 2012 at Hou.)*
6.00	6.00	Joe Cribbs (90/15)	1981	(Jan. 3, 1982 vs. Buff.)*

NOTE: Minimum 15 attempts.

### RUSHING TOUCHDOWNS

GAME	TOUCHDOWNS	Player	Year	Notes
2	2	Joe Cribbs	1981	(Jan. 3, 1982 vs. Buff.)*
2	2	Arian Foster	2011	(Jan. 7, 2012 at Hou.)*
1	1	(many times)		

### LONGEST RUSHES

58-td	Ronnie Brown	2013	(Jan. 5, 2014 vs. S.D.)*
44-td	Joe Cribbs	1981	(Jan. 3, 1982 vs. Buff.)*
42-td	Arian Foster	2011	(Jan. 7, 2012 at Hou.)*
39-td	Shonn Greene	2009	(Jan. 9, 2010 vs. NYJ)*
35	(two times)		

## PASSING

### TOTAL PASSING ATTEMPTS

GAME	ATTEMPTS	Player	Year	Notes
50	50	Dave Krieg	1988	(Dec. 31, 1988 vs. Sea.)*
44	44	Andrew Luck	2014	(Jan. 4, 2015 at Ind.)*
38	38	Matt Schaub	2012	(Jan. 5, 2013 at Hou.)*
36	36	Joe Montana	1988	(Jan. 22, 1989 against S.F.)#
33	33	Cody Carlson	1990	(Jan. 6, 1991 vs. Hou.)*

### COMPLETIONS

GAME	COMPLETIONS	Player	Year	Notes
31	31	Andrew Luck	2014	(Jan. 4, 2015 at Ind.)*
29	29	Matt Schaub	2012	(Jan. 5, 2013 at Hou.)*
24	24	Dave Krieg	1988	(Dec. 31, 1988 vs. Sea.)*
23	23	Joe Montana	1988	(Jan. 22, 1989 against S.F.)#
20	20	Richard Todd	1982	(Jan. 9, 1983 vs. NYJ)+

### COMPLETION PERCENTAGE

GAME	PERCENTAGE	Player	Year	Notes
80.00	80.00	Mark Sanchez (12/15)	2009	(Jan. 9, 2010 vs. NYJ)*
76.32	76.32	Matt Schaub (29/38)	2012	(Jan. 5, 2013 at Hou.)*
75.00	75.00	Philip Rivers (12/16)	2013	(Jan. 5, 2014 vs. S.D.)*
73.91	73.91	Ken Stabler (17/23)	1975	(Dec. 28, 1975 at Oak.)*
73.68	73.68	Ben Roethlisberger (14/19)	2005	(Jan. 8, 2006 vs. Pitt.)*

NOTE: Minimum 15 attempts.

### PASSING YARDS

GAME	YARDS	Player	Year	Notes
376	376	Andrew Luck	2014	(Jan. 4, 2015 at Ind.)*
357	357	Joe Montana	1988	(Jan. 22, 1989 against S.F.)#
297	297	Dave Krieg	1988	(Dec. 31, 1988 vs. Sea.)*
269	269	Richard Todd	1982	(Jan. 9, 1983 vs. NYJ)+
262	262	Matt Schaub	2012	(Jan. 5, 2013 at Hou.)*

### AVERAGE YARDS PER PASSING ATTEMPT

GAME	AVERAGE	Player	Year	Notes
12.13	12.13	Mark Sanchez (182/15)	2009	(Jan. 9, 2010 vs. NYJ)*
10.95	10.95	Ben Roethlisberger (208/19)	2005	(Jan. 8, 2006 vs. Pitt.)*
9.92	9.92	Joe Montana (357/36)	1988	(Jan. 22, 1989 against S.F.)#
9.61	9.61	Richard Todd (269/28)	1982	(Jan. 9, 1983 vs. NYJ)+
8.83	8.83	Bob Griese (159/18)	1973	(Dec. 23, 1973 at Mia.)*

NOTE: Minimum 15 attempts.

### TOUCHDOWN PASSES

GAME	TOUCHDOWNS	Player	Year	Notes
3	3	Ken Stabler	1975	(Dec. 28, 1975 at Oak.)*
3	3	Ben Roethlisberger	2005	(Jan. 8, 2006 vs. Pitt.)*
2	2	(five times)		

### PASSES HAD INTERCEPTED

GAME	INTERCEPTS	Player	Year	Notes
3	3	Jim Kelly	1988	(Jan. 8, 1989 vs. Buff.)*
2	2	Joe Ferguson	1981	(Jan. 3, 1982 vs. Buff.)*
2	2	Dan Fouts	1981	(Jan. 10, 1982 vs. S.D.)*
2	2	Dave Krieg	1988	(Dec. 31, 1988 vs. Sea.)*
1	1	(seven times)		

### PASSER RATING

GAME	RATING	Player	Year	Notes
148.7	148.7	Ben Roethlisberger	2005	(Jan. 8, 2006 vs. Pitt.)*
139.4	139.4	Mark Sanchez	2009	(Jan. 9, 2010 vs. NYJ)*
121.2	121.2	Ken Stabler	1975	(Dec. 28, 1975 at Oak.)*
118.8	118.8	Philip Rivers	2013	(Jan. 5, 2014 vs. S.D.)*
115.2	115.2	Joe Montana	1988	(Jan. 22, 1989 against S.F.)#

NOTE: Minimum 15 attempts.

### LONGEST PASSES

54	Joe Ferguson to Jerry Butler	1981	(Jan. 3, 1982 vs. Buff.)*
54	Ben Roethlisberger to Cedrick Wilson	2005	(Jan. 8, 2006 vs. Pitt.)*
53-td	Johnny Unitas to Ed Hinton	1970	(Dec. 26, 1970 at Balt.)*
49	Richard Todd to Wesley Walker	1982	(Jan. 9, 1983 vs. NYJ)+
48	Bob Griese to Paul Warfield	1973	(Dec. 23, 1973 at Mia.)*

KEY

- \* AFC Wild Card Playoff
\*\* AFC Divisional Playoff
\*\*\* AFC Championship
+ AFC First-Round Playoff (Super Bowl Tournament)
# Super Bowl XVI (at Pontiac, Mich.)
## Super Bowl XXIII (at Miami, Fla.)

NOTES: Years listed are seasons in which playoff berths were earned, not calendar years in which playoff games were played. Career records include only seasons in which players played in playoffs.

RECEIVING

TOTAL RECEPTIONS

Table with 2 columns: GAME, Player Name, Receptions, Year, Opponent. Includes John L. Williams (11), Jerry Rice (11), Daniel Herron (10), Owen Daniels (9), and Owen Daniels (8).

RECEIVING YARDS

Table with 2 columns: GAME, Player Name, Receiving Yards, Year, Opponent. Includes Jerry Rice (215), Wesley Walker (145), John L. Williams (137), Cedrick Wilson (104), and T.Y. Hilton (103).

AVERAGE YARDS PER RECEPTION

Table with 2 columns: GAME, Player Name, Average Yards Per Reception, Year, Opponent. Includes Jerry Butler (24.50), Paul Warfield (23.75), Jerry Rice (19.55), Ethan Horton (19.25), and Wesley Walker (18.13).

NOTE: Minimum 4 receptions.

RECEIVING TOUCHDOWNS

Table with 2 columns: GAME, Player Name, Receiving Touchdowns, Year, Opponent. Includes Ernest Givens (2) and Ernest Givens (1).

LONGEST RECEPTIONS

Table with 2 columns: Player Name, From, To, Year, Opponent. Includes Jerry Butler (54), Cedrick Wilson (54), Ed Hinton (53-td), Wesley Walker (49), and Paul Warfield (48).

PUNTING

TOTAL PUNTS

Table with 2 columns: GAME, Player Name, Total Punts, Year, Opponent. Includes Jay Feely (7) and Jay Feely (6).

PUNTING YARDS

Table with 2 columns: GAME, Player Name, Punting Yards, Year, Opponent. Includes John Kidd (271), Ruben Rodriguez (265), Mike Scifres (259), Greg Montgomery (256), and Matt Turk (251).

AVERAGE YARDS PER PUNT

Table with 2 columns: GAME, Player Name, Average Yards Per Punt, Year, Opponent. Includes Pat McAfee (51.50), Matt Turk (50.20), Jim Miller (46.25), John Kidd (45.17), and Ruben Rodriguez (44.17).

NOTE: Minimum 4 punts.

NET YARDS PER PUNT

Table with 2 columns: GAME, Player Name, Net Yards Per Punt, Year, Opponent. Includes Matt Turk (42.20), Mike Scifres (42.17), John Kidd (41.17), Ruben Rodriguez (41.00), and Jim Miller (37.50).

NOTE: Minimum 4 punts.

INSIDE-20 PUNTS

Table with 2 columns: GAME, Player Name, Inside-20 Punts, Year, Opponent. Includes Jay Feely (3) and Jay Feely (2).

LONGEST PUNTS

Table with 2 columns: Player Name, Longest Punt, Year, Opponent. Includes Pat McAfee (68), Pat McAfee (59), Matt Turk (56), Matt Turk (56), and Barry Helton (55).

PUNT RETURNS

TOTAL PUNT RETURNS

Table with 2 columns: GAME, Player Name, Total Punt Returns, Year, Opponent. Includes Ron Gardin (7), Bobby Joe Edmonds (5), Josh Cribbs (5), Neal Colzie (4), and Neal Colzie (3).

PUNT RETURN YARDS

Table with 2 columns: GAME, Player Name, Punt Return Yards, Year, Opponent. Includes Neal Colzie (64), John Taylor (56), Tim Brown (40), Josh Cribbs (35), and Bobby Joe Edmonds (30).

AVERAGE YARDS PER PUNT RETURN

Table with 2 columns: GAME, Player Name, Average Yards Per Punt Return, Year, Opponent. Includes John Taylor (18.67), Neal Colzie (16.00), Tim Brown (13.33), Jerricho Colchery (13.00), and Antwaan Randle El (10.50).

NOTE: Minimum 2 returns.

LONGEST PUNT RETURNS

Table with 2 columns: Player Name, Longest Punt Return, Year, Opponent. Includes John Taylor (45), Neal Colzie (24), Neal Colzie (20), Gerald McNeil (19), and Neal Colzie (17).

KICKOFF RETURNS

TOTAL KICKOFF RETURNS

Table with 2 columns: GAME, Player Name, Total Kickoff Returns, Year, Opponent. Includes Clarence Davis (4), Robb Riddick (4), James Brooks (4), and James Brooks (3).

KICKOFF RETURN YARDS

Table with 2 columns: GAME, Player Name, Kickoff Return Yards, Year, Opponent. Includes Clarence Davis (93), James Brooks (87), Robb Riddick (68), Josh Cribbs (67), and Bernard Ford (57).

AVERAGE YARDS PER KICKOFF RETURN

Table with 2 columns: GAME, Player Name, Average Yards Per Kickoff Return, Year, Opponent. Includes Josh Cribbs (33.50), Brad Smith (27.00), Allen Pinkett (24.00), Danieal Manning (23.50), and Ronnie Harmon (22.50).

NOTE: Minimum 2 returns.

LONGEST KICKOFF RETURNS

Table with 2 columns: Player Name, Longest Kickoff Return, Year, Opponent. Includes Josh Cribbs (38), Clarence Davis (37), Allen Pinkett (37), James Brooks (36), and Ike Taylor (36).

INTERCEPTIONS

TOTAL INTERCEPTIONS

Table with 2 columns: GAME, Player Name, Total Interceptions, Year, Opponent. Includes Johnny Lynn (2) and Johnny Lynn (1).

INTERCEPTION RETURN YARDS

Table with 2 columns: GAME, Player Name, Interception Return Yards, Year, Opponent. Includes Darrol Ray (98), Johnny Lynn (40), Shareece Wright (30), J.J. Watt (29), and Dwight Hicks (27).

LONGEST INTERCEPTION RETURNS

Table with 2 columns: Player Name, Longest Interception Return, Year, Opponent. Includes Darrol Ray (98-td), Shareece Wright (30), J.J. Watt (29-td), Dwight Hicks (27), and Johnny Lynn (26).

SACKS

TOTAL SACKS

Table with 2 columns: GAME, Player Name, Total Sacks, Year, Opponent. Includes Ted Hendricks (3), Greg Townsend (3), Bob Matheson (2), Bruce Smith (2), and Charles Haley (2).



# OPPONENTS POSTSEASON TEAM RECORDS

## KEY

- \* AFC Wild Card Playoff
- \*\* AFC Divisional Playoff
- \*\*\* AFC Championship
- + AFC First-Round Playoff (Super Bowl Tournament)
- # Super Bowl XVI (at Pontiac, Mich.)
- ## Super Bowl XXIII (at Miami, Fla.)

NOTES: Years listed are seasons in which playoff berths were earned, not calendar years in which playoff games were played. Career records include only seasons in which players played in playoffs.

## SCORING

### POINTS SCORED

GAME	44	1982 (Jan. 9, 1983 vs. NYJ)+
HALF	24	1982 (Jan. 9, 1983 vs. NYJ)+ .....2nd half
QUARTER	21	1982 (Jan. 9, 1983 vs. NYJ)+ .....4th quarter

### TOUCHDOWNS

GAME	5	1982 (Jan. 9, 1983 vs. NYJ)+
HALF	3	1973 (Dec. 23, 1973 at Mia.)** .....1st half
	3	1982 (Jan. 9, 1983 vs. NYJ)+ .....2nd half

### RUSHING TOUCHDOWNS

GAME	2	1973 (Dec. 23, 1973 at Mia.)**
	2	1981 (Jan. 3, 1982 vs. Buff.)**
	2	1982 (Jan. 9, 1983 vs. NYJ)+
	2	2009 (Jan. 9, 2010 vs. NYJ)*
	2	2011 (Jan. 7, 2012 at Hou.)*
	2	2013 (Jan. 5, 2014 vs. S.D.)*
HALF	2	1973 (Dec. 23, 1973 at Mia.)** .....1st half
	2	1982 (Jan. 9, 1983 vs. NYJ)+ .....2nd half

### PASSING TOUCHDOWNS

GAME	3	1975 (Dec. 28, 1975 at Oak.)*
	3	2005 (Jan. 8, 2006 vs. Pitt.)*
HALF	2	1975 (Dec. 28, 1975 at Oak.)* .....1st half
	2	1982 (Jan. 9, 1983 vs. NYJ)+ .....1st half
	2	1988 (Jan. 22, 1989 against S.F.)## .....2nd half
	2	1990 (Jan. 6, 1991 vs. Hou.)* .....2nd half
	2	2005 (Jan. 8, 2006 vs. Pitt.)* .....1st half

### FIELD GOALS

GAME	4	1981 (Jan. 24, 1982 against S.F.)#
	4	2012 (Jan. 5, 2013 at Hou.)*
	4	2014 (Jan.4, 2015 at Ind.)*
HALF	3	2012 (Jan. 5, 2013 at Hou.)* .....1st half

## OFFENSE

### FIRST DOWNS

GAME	27	1973 (Dec. 23, 1973 at Mia.)**
	27	1975 (Dec. 28, 1975 at Oak.)*
	27	1982 (Jan. 9, 1983 vs. NYJ)+
HALF	16	1973 (Dec. 23, 1973 at Mia.)** .....1st half
	16	1975 (Dec. 28, 1975 at Oak.)* .....1st half
	16	1988 (Dec. 31, 1988 vs. Sea.)* .....2nd half

### TOTAL NET YARDS

GAME	517	1982 (Jan. 9, 1983 vs. NYJ)+
HALF	285	1982 (Jan. 9, 1983 vs. NYJ)+ .....1st half

### NET YARDS RUSHING

GAME	241	1973 (Dec. 23, 1973 at Mia.)**
HALF	155	1982 (Jan. 9, 1983 vs. NYJ)+ .....2nd half

### RUSHING ATTEMPTS

GAME	52	1973 (Dec. 23, 1973 at Mia.)**
HALF	26	1973 (Dec. 23, 1973 at Mia.)** .....1st half
	26	1973 (Dec. 23, 1973 at Mia.)** .....2nd half
	26	1975 (Dec. 28, 1975 at Oak.)* .....1st half

### NET YARDS PASSING

GAME	368	2014 (Jan.4, 2015 at Ind.)*
HALF	238	1988 (Jan. 22, 1989 against S.F.)## .....2nd half

### PASSING ATTEMPTS

GAME	50	1988 (Dec. 31, 1988 vs. Sea.)*
HALF	37	1988 (Dec. 31, 1988 vs. Sea.)* .....2nd half

### COMPLETIONS

GAME	31	2014 (Jan.4, 2015 at Ind.)*
HALF	19	2012 (Jan. 5, 2013 at Hou.)* .....1st half

### PASSES HAD INTERCEPTED

GAME	3	1988 (Jan. 8, 1989 vs. Buff.)*
HALF	2	1981 (Jan. 3, 1982 vs. Buff.)* .....1st half
	2	1981 (Jan. 10, 1982 vs. S.D.)* .....1st half
	2	1988 (Jan. 8, 1989 vs. Buff.)* .....1st half

### SACKS ALLOWED

GAME	4	1988 (Jan. 22, 1989 against S.F.)##
HALF	3	1988 (Dec. 31, 1988 vs. Sea.)* .....2nd half

## DEFENSE

### FEWEST POINTS ALLOWED

GAME	0	1970 (Dec. 26, 1970 at Balt.)*
HALF	0	(eight times)

### FEWEST FIRST DOWNS ALLOWED

GAME	7	1970 (Dec. 26, 1970 at Balt.)*
HALF	2	1970 (Dec. 26, 1970 at Balt.)* .....1st half

### FEWEST TOTAL NET YARDS ALLOWED

GAME	139	1970 (Dec. 26, 1970 at Balt.)*
HALF	21	1970 (Dec. 26, 1970 at Balt.)* .....1st half

### FEWEST NET YARDS RUSHING ALLOWED

GAME	62	1982 (Jan. 9, 1983 vs. NYJ)+
HALF	24	1982 (Jan. 9, 1983 vs. NYJ)+ .....2nd half
	24	2011 (Jan. 7, 2012 at Hou.)* .....2nd half

### FEWEST NET YARDS PASSING ALLOWED

GAME	58	1990 (Jan. 13, 1991 at L.A.-Raid.)*
HALF	-6	2012 (Jan. 5, 2013 at Hou.)* .....1st half

### INTERCEPTIONS

GAME	3	1982 (Jan. 9, 1983 vs. NYJ)+
	3	2011 (Jan. 7, 2012 at Hou.)*
HALF	2	1982 (Jan. 9, 1983 vs. NYJ)+ .....2nd half
	2	1988 (Jan. 8, 1989 vs. Buff.)* .....1st half
	2	2005 (Jan. 8, 2006 vs. Pitt.)* .....2nd half
	2	2011 (Jan. 7, 2012 at Hou.)* .....2nd half
	2	2013 (Jan. 5, 2014 vs. S.D.)* .....2nd half

### SACKS

GAME	5	1975 (Dec. 28, 1975 at Oak.)*
	5	1981 (Jan. 24, 1982 against S.F.)#
	5	1988 (Jan. 22, 1989 against S.F.)##
HALF	4	1982 (Jan. 9, 1983 vs. NYJ)+ .....1st half
	4	1988 (Jan. 22, 1989 against S.F.)## .....2nd half

## MISCELLANEOUS

### MOST PENALTIES INCURRED

GAME	12	1982 (Jan. 9, 1983 vs. NYJ)+
HALF	7	1982 (Jan. 9, 1983 vs. NYJ)+ .....2nd half

### MOST PENALTY YARDS INCURRED

GAME	95	1982 (Jan. 9, 1983 vs. NYJ)+
HALF	72	2011 (Jan. 7, 2012 at Hou.)* .....1st half

### MOST TIME OF POSSESSION

GAME	38:49	2012 (Jan. 5, 2013 at Hou.)*
HALF	22:53	2012 (Jan. 5, 2013 at Hou.)* .....1st half

NOTE: Time of possession was not recorded until 1977, and thus is not available for the Bengals' 1970, '73 and '75 playoff games.

# ALL-TIME POSTSEASON STATISTICS

## ALL-TIME POSTSEASON RECORD: 5-13

DATE	W-L	SCORE	OPPONENT	ATTENDANCE
12-26-70**	L	0-17	at Baltimore	51,127
12-23-73**	L	16-34	at Miami	74,770
12-28-75**	L	28-31	at Oakland	53,039
1-3-82**	W	28-21	BUFFALO	55,420
1-10-82***	W	27-7	SAN DIEGO	46,302
1-24-82#	L	21-26	VS. SAN FRANCISCO	81,270
1-9-83+	L	17-44	N.Y. JETS	57,560
12-31-88**	W	21-13	SEATTLE	58,560
1-8-89***	W	21-10	BUFFALO	59,747
1-22-89##	L	16-20	vs. San Francisco	75,129
1-6-91*	W	41-14	HOUSTON	60,012
1-13-91**	L	10-20	at L.A. Raiders	92,045
1-8-06*	L	17-31	PITTSBURGH	65,870
1-9-10*	L	14-24	N.Y. JETS	63,686
1-7-12*	L	10-31	at Houston	71,725
1-5-13*	L	13-19	at Houston	71,738
1-5-14*	L	10-27	SAN DIEGO	62,277
1-4-15*	L	10-26	at Indianapolis	63,385

- \* AFC Wild Card Playoff
- \*\* AFC Divisional Playoff
- \*\*\* AFC Championship
- + AFC First-Round Playoff (Super Bowl Tournament)
- # Super Bowl XVI (at Pontiac, Mich.)
- ## Super Bowl XXIII (at Miami, Fla.)

TEAM STATISTICS	BENGALS	OPPONENTS
TOTAL FIRST DOWNS	328	355
Rushing	140	151
Passing	159	184
Penalty	29	20
3rd Down: Made-Att.	90-228	90-228
3rd Down: Pct.	39.5	40.9
4th Down: Made-Att.	7-19	3-8
4th Down: Pct.	36.8	37.5
POSSESSION AVG.	(*NA)	(*NA)
TOTAL NET YARDS	5118	6288
Avg. Per Game	284.3	349.3
Total Plays	1087	1120
Avg. Per Play	4.7	5.6
NET YARDS RUSHING	2150	2659
Avg. Per Game	119.4	147.7
Total Rushes	502	602
NET YARDS PASSING	2968	3629
Avg. Per Game	164.9	201.6
Sacked-Yards Lost	57-354	25-170
Gross Yards	3322	3799
Att.-Completions	528-302	493-296
Completion Pct.	57.2	60.0
Had Intercepted	19	16
PUNTS-AVG.	84-42.6	70-42.3
Net Punting Avg.	36.9	36.7
PENALTIES-YARDS	80-735	102-874
FUMBLES-BALLS LOST	27-10	21-10
TOUCHDOWNS	38	47
Rushing	19	18
Passing	16	27
Returns	3	2

PASSING	ATT	CMP	YDS	CMP%	YDS/ATT	TD	TD%	INT	INT%	LG	SKD-YDS	RAT
Ken Anderson	166	110	1321	66.3	7.96	9	5.4	6	3.6	53	21-116	93.5
Boomer Esiason	99	51	600	51.5	6.06	4	4.0	3	3.0	46	14-104	71.1
Carson Palmer	37	19	212	51.4	5.73	1	2.7	1	2.7	66	3-36	66.5
Jon Kitna	40	24	197	60.0	4.93	1	2.5	2	5.0	24	4-20	60.1
Andy Dalton	158	88	873	55.7	5.53	1	0.6	6	3.8	49	12-61	57.8
Virgil Carter	20	7	64	35.0	3.20	0	0.0	1	5.0	16	3-17	23.8
Jack Thompson	1	1	14	100.0	14.00	0	0.0	0	0.0	14	0-0	118.8
Sam Wyche	1	1	29	100.0	29.00	0	0.0	0	0.0	29	0-0	118.8
Turk Schonert	1	0	0	—	—	0	—	0	—	—	0-0	39.6
Erik Wilhelm	5	1	12	20.0	2.40	0	0.0	0	0.0	12	0-0	39.6
BENGALS	528	302	3322	57.2	6.29	16	3.0	19	3.6	66	57-354	71.1
OPPONENTS	493	296	3799	60.0	7.71	27	5.5	16	3.2	54	25-170	89.0

SCORE BY PERIODS	1	2	3	4	OT	PTS
BENGALS	96	94	54	76	0	320
OPPONENTS	61	135	95	124	0	415

SCORING	TD	TD-R	TD-P	TD-Rt	PAT	FG	S	PTS
Jim Breech	0	0	0	0	25-25	9-11	0	52
Ickey Woods	4	4	0	0	—	—	0	24
Dan Ross	3	0	3	0	—	—	0	18
Charles Alexander	2	2	0	0	—	—	0	12
Cedric Benson	2	2	0	0	—	—	0	12
Isaac Curtis	2	0	2	0	—	—	0	12
Stanford Jennings	2	0	1	1	—	—	0	12
Pete Johnson	2	2	0	0	—	—	0	12
Mike Nugent	0	0	0	0	3-3	3-4	0	12
Stanley Wilson	2	2	0	0	—	—	0	12
Horst Muhlmann	0	0	0	0	1-1	3-4	0	10
Josh Brown	0	0	0	0	1-1	2-2	0	7
Shayne Graham	0	0	0	0	4-4	1-3	0	7
Ken Anderson	1	1	0	0	—	—	0	6
Eric Ball	1	1	0	0	—	—	0	6
Don Bass	1	0	1	0	—	—	0	6
James Brooks	1	0	1	0	—	—	0	6
Laveranues Coles	1	0	1	0	—	—	0	6
Cris Collinsworth	1	0	1	0	—	—	0	6
Neal Craig	1	0	0	1	—	—	0	6
Lenvil Elliott	1	1	0	0	—	—	0	6
Boomer Esiason	1	1	0	0	—	—	0	6
Stan Fritts	1	1	0	0	—	—	0	6
Harold Green	1	0	1	0	—	—	0	6
Jermaine Gresham	1	0	1	0	—	—	0	6
Leon Hall	1	0	0	1	—	—	0	6
M.L. Harris	1	0	1	0	—	—	0	6
Jeremy Hill	1	1	0	0	—	—	0	6
T.J. Houshmandzadeh	1	0	1	0	—	—	0	6
Rudi Johnson	1	1	0	0	—	—	0	6
Charlie Joiner	1	0	1	0	—	—	0	6
Eric Kattus	1	0	1	0	—	—	0	6
Dave Green	0	0	0	0	4-4	0-0	0	4
BENGALS	38	19	16	3	38-38	18-24	0	320
OPPONENTS	47	18	27	2	46-47	29-38	0	415

\*\*Two-point conversions: None. BENGALS 0-0 (0-0 R, 0-0 P), OPPONENTS 0-0 (0-0 R, 0-0 P).

Sacks-yards: Jason Buck 4-22, Reggie Williams 3-21, David Grant 3-17, Geno Atkins 1.5-4, Bob Brown 1-14, Jim Skow 1-10, Carl Zander 1-10, Ross Browner 1-9, Royce Berry 1-8, Steve Chomyszak 1-8, Eddie Edwards 1-7, Reggie Nelson 1-7, David Fulcher 1-6, David Pollack 1-6, Bo Harris 1-5, Margus Hunt 0.5-4, Vontaze Burfict 0.5-3, Chris Crocker 0.5-3, (team) 1-6. BENGALS 25-170, OPPONENTS 57-354.

Fumbles-lost: Andy Dalton 4-2, Boomer Esiason 3-1, Archie Griffin 2-2, Cris Collinsworth 2-1, Ira Hillary 2-1, Giovanni Bernard 1-1, Laveranues Coles 1-1, Dan Ross 1-1, Lyle Blackwood 1-0, Rickey Dixon 1-0, David Fulcher 1-0, Stanford Jennings 1-0, Pete Johnson 1-0, Jon Kitna 1-0, Carson Palmer 1-0, Lemar Parrish 1-0, Brad St. Louis 1-0, Brandon Tate 1-0, David Verser 1-0. BENGALS 27-10, OPPONENTS, 21-10.

RUSHING	ATT	YDS	AVG	LG	TD
Ickey Woods	89	391	4.4	30	4
Pete Johnson	61	187	3.1	14	2
Cedric Benson	28	183	6.5	47	2
James Brooks	43	145	3.4	26	0
Charles Alexander	34	125	3.7	20	2
Ken Anderson	19	112	5.9	22	1
BenJarvus Green-Ellis	19	105	5.5	29	0
Boomer Esiason	19	105	5.5	29	1
Andy Dalton	16	92	5.8	16	0
Boobie Clark	15	86	5.7	15	0
Stanley Wilson	12	74	6.2	20	2
Rudi Johnson	13	56	4.3	20	1
Harold Green	11	55	5.0	12	0
Giovani Bernard	15	51	3.4	12	0
Eric Ball	12	47	3.9	14	1
Jeremy Hill	13	47	3.6	18	1
Lenvil Elliott	11	40	3.6	9	1
Brian Leonard	4	36	9.0	19	0
Stanford Jennings	9	31	3.4	10	0
Archie Griffin	5	25	5.0	8	0
Jon Kitna	4	25	6.3	12	0
Paul Robinson	5	25	5.0	9	0
Rex Burkhead	1	23	23.0	23	0
Essex Johnson	7	17	2.4	14	0
Virgil Carter	2	16	8.0	9	0
Stan Fritts	6	14	2.3	6	1
Jess Phillips	10	12	1.2	4	0
Bernard Scott	6	11	1.8	4	0
Dave Lewis	3	10	3.3	9	0
Chris Perry	2	3	1.5	2	0
Cris Collinsworth	1	2	2.0	2	0
Carson Palmer	1	2	2.0	2	0
Kyle Larson	1	0	0.0	0	0
Ed Williams	1	0	0.0	0	0
Isaac Curtis	1	-1	-1.0	-1	0
Erik Wilhelm	3	-2	-0.7	0	0
BENGALS	502	2150	4.3	47	19
OPPONENTS	602	2659	4.4	58	18

RECEIVING	REC	YDS	AVG	LG	TD
Dan Ross	28	333	11.9	26	3
Cris Collinsworth	21	354	16.9	53	1
Giovani Bernard	15	119	7.9	17	0
Jermaine Gresham	14	117	8.4	16	1
Isaac Curtis	13	184	14.2	32	2
A.J. Green	13	161	12.4	45	0
Rodney Holman	11	184	16.7	46	0
Marvin Jones	11	164	14.9	49	0
Lenvil Elliott	10	62	6.2	16	0
Pete Johnson	9	52	5.8	14	0
Eddie Brown	8	87	10.9	23	0
Brian Leonard	8	43	5.4	16	0
Chip Myers	7	133	19.0	37	0
Tim McGee	7	60	8.6	19	0
Steve Kreider	6	119	19.8	42	0
Chad Johnson	6	87	14.5	24	0
James Brooks	6	84	14.0	22	1
Boobie Clark	6	56	9.3	26	0
Laveranues Coles	6	48	8.0	13	1
Andrew Hawkins	6	43	7.2	10	0
Charles Alexander	6	38	6.3	16	0
Chris Perry	6	11	1.8	6	0
Charlie Joiner	5	93	18.6	28	1
Kevin Walter	5	73	14.6	24	0
Mohamed Sanu	4	44	11.0	13	0
T.J. Houshmandzadeh	4	25	6.3	8	1
Cedric Benson	4	10	2.5	5	0
Ryan Hewitt	3	37	12.3	14	0
Rex Burkhead	3	34	11.3	26	0
Jerome Simpson	3	33	11.0	16	0
Bernard Scott	3	29	9.7	11	0
Quan Cosby	3	26	8.7	14	0
Stanford Jennings	3	23	7.7	12	1
Jim Riggs	3	18	6.0	13	0
Ickey Woods	3	18	6.0	9	0
Archie Griffin	3	14	4.7	6	0
M.L. Harris	2	28	14.0	20	1
Andre Caldwell	2	25	12.5	13	0
Ryan Whalen	2	24	12.0	20	0
Eric Kattus	2	19	9.5	10	1
Harold Green	2	15	7.5	13	1
Bruce Coslet	2	14	7.0	9	0
Rudi Johnson	2	14	7.0	11	0
Jess Phillips	2	12	6.0	6	0
Matt Schobel	2	11	5.5	8	0
BenJarvus Green-Ellis	2	-9	-4.5	-3	0
Chris Henry	1	66	66.0	66	0
Donald Lee	1	36	36.0	36	0
Ira Hillary	1	17	17.0	17	0
Mike Barber	1	12	12.0	12	0
Speedy Thomas	1	9	9.0	9	0
Kevin Brock	1	7	7.0	7	0
Essex Johnson	1	6	6.0	6	0
Reggie Kelly	1	4	4.0	4	0
Don Bass	1	3	3.0	3	1
Bob Trumphy	1	-7	-7.0	7	0
BENGALS	302	3322	11.0	66	16
OPPONENTS	296	3799	12.8	54	27

(All-time postseason statistics, continued)

INTERCEPTIONS						KICKOFF RETURNS						DEFENSE										
NO	YDS	AVG	LG	TD		NO	YDS	AVG	LG	TD		ST	AT	TT	SKS-YDS	INT-YDS	PD	FF	FR-YDS			
David Fulcher.....	3	54	18.0	43	0	Bernard Scott.....	2	74	37.0	56	0	(NA)**.....	—	—	—	—	—	—	—	—		
Ken Riley.....	3	34	11.3	34	0	Stanford Jennings.....	8	240	30.0	93t	1	<b>BLOCKED KICKS</b>						BP	BFG	BXP		
Eric Thomas.....	2	26	13.0	26	0	Brandon Tate.....	7	193	27.6	43	0	Bill Bergey (1970).....	0	1	0							
Neal Craig.....	1	45	45.0	45t	1	Adam Jones.....	7	183	26.1	34	0	Sherman White (1975).....	0	1	0							
Bobby Kemp.....	1	24	24.0	24	0	Tab Perry.....	5	119	23.8	32	0											
Leon Hall.....	1	21	21.0	21t	1	Rodney Tate.....	1	22	22.0	22	0											
Bo Harris.....	1	16	16.0	16	0	Eric Ball.....	2	42	21.0	28	0											
Louis Breeden.....	1	0	0.0	0	0	Bernard Jackson.....	3	60	20.0	25	0											
Tommy Casanova.....	1	0	0.0	0	0	James Brooks.....	2	38	19.0	23	0											
Solomon Wilcots.....	1	0	0.0	0	0	Brian Leonard.....	3	54	18.0	25	0											
Lewis Billups.....	1	-3	-3.0	-3	0	Lenvil Elliott.....	1	18	18.0	18	0											
BENGALS.....	16	217	13.6	45t	2	David Verser.....	17	302	17.8	40	0											
OPPONENTS.....	19	360	18.9	98t	2	Lemar Parrish.....	2	35	17.5	25	0											
<b>PUNTING</b>						<b>FIELD GOALS</b>																
NO	YDS	AVG	NET	TB	IN-20	LG	BLK.															
Kevin Huber.....	20	950	47.5	42.2	1	7	62	0	1-19	20-29	30-39	40-49	50+									
Lee Johnson.....	25	1111	44.4	38.6	0	8	64	0	Josh Brown.....	0-0	0-0	1-1	1-1	0-0								
Kyle Larson.....	3	131	43.7	36.7	0	0	51	0	Jim Breech.....	0-0	3-3	4-5	2-3	0-0								
Pat McInally.....	12	487	40.6	37.0	1	2	60	0	Horst Muhlmann.....	1-1	1-1	0-0	1-1	0-1								
Zoltan Mesko.....	3	118	39.3	32.7	1	2	50	0	Mike Nugent.....	0-0	0-0	1-1	1-1	1-2								
Dave Lewis.....	15	567	37.8	34.2	1	1	53	0	Shayne Graham.....	0-0	1-2	0-1	0-0	0-0								
Dave Green.....	6	215	35.8	21.8	1	0	44	0	BENGALS.....	1-1	5-6	6-8	5-6	1-3								
BENGALS.....	84	3579	42.6	36.9	5	20	64	0	OPPONENTS.....	0-1	15-16	5-6	7-11	2-4								
OPPONENTS.....	70	2958	42.3	36.7	5	15	68	0														
<b>PUNT RETURNS</b>																						
NO	FC	YDS	AVG	LG	TD																	
Rico Murray.....	1	0	23	23.0	23	0																
Tommy Casanova.....	1	0	15	15.0	15	0																
Mitchell Price.....	3	0	42	14.0	34	0																
Mike Fuller.....	5	2	62	12.4	27	0																
Keiwan Ratliff.....	2	0	15	7.5	8	0																
Ira Hillary.....	6	1	43	7.2	16	0																
Lyle Blackwood.....	1	0	7	7.0	7	0																
Brandon Tate.....	9	4	57	6.3	19	0																
Lemar Parrish.....	3	1	17	5.7	11	0																
Ray Horton.....	1	0	5	5.0	5	0																
Adam Jones.....	2	0	1	0.5	1	0																
Rickey Dixon.....	1	0	0	0.0	0	0																
Quan Cosby.....	0	3	0	—	—	0																
Speedy Thomas.....	0	2	0	—	—	0																
BENGALS.....	35	13	287	8.2	34	0																
OPPONENTS.....	45	18	376	8.4	45	0																

\* NOTE: It is not possible to accurately list all-time postseason possession averages because time of possession was not recorded until 1977. Postseason possession averages after 1977 are listed in the year-by-year breakdowns on the following pages.

\*\* NOTE: The Bengals' and their opponents' two-point conversion totals listed here were recorded in 2005 and thereafter. Prior to that season, all of the Bengals' playoff appearances had occurred in years in which the two-point conversion did not exist. The two-point conversion, which existed in the AFL when the Bengals were members in 1968 and '69, was not instituted in the NFL until '94.

\*\*\* NOTE: It is not possible to accurately list all-time postseason defensive statistics because the three types of defensive statistics — defense, special teams and miscellaneous — were combined through 1987, but separated in '88 and thereafter. Defensive statistics are, however, listed in each of the year-by-year breakdowns on the following pages. All defensive statistics on the following pages are press box statistics produced at the games.

# 1970 POSTSEASON STATISTICS

## POSTSEASON RECORD: 0-1

HEAD COACH: PAUL BROWN  
REGULAR-SEASON RECORD: 8-6  
(1ST IN AFC CENTRAL)

DATE	W-L	SCORE	OPPONENT	ATTENDANCE
12-26-70**	L	0-17	at Baltimore	51,127

\*\* AFC Divisional Playoff

TEAM STATISTICS		BENGALS	OPPONENTS
TOTAL FIRST DOWNS	.....	7	15
Rushing	.....	2	12
Passing	.....	5	3
Penalty	.....	0	0
3rd Down: Made-Att	.....	3-14	6-14
3rd Down: Pct	.....	21.4	42.9
4th Down: Made-Att	.....	0-1	0-0
4th Down: Pct	.....	0.0	—
POSSESSION AVG	.....	(*NA)	(*NA)
TOTAL NET YARDS	.....	139	299
Avg. Per Game	.....	139.0	299.0
Total Plays	.....	46	66
Avg. Per Play	.....	3.0	4.5
NET YARDS RUSHING	.....	63	170
Avg. Per Game	.....	63.0	170.0
Total Rushes	.....	22	47
NET YARDS PASSING	.....	76	129
Avg. Per Game	.....	76.0	129.0
Sacked-Yards Lost	.....	3-17	2-16
Gross Yards	.....	93	145
Att.-Completions	.....	21-8	17-6
Completion Pct	.....	38.1	35.3
Had Intercepted	.....	1	0
PUNTS-AVG	.....	8-39.1	6-38.3
Net Punting Avg	.....	35.6	37.3
PENALTIES-YARDS	.....	1-5	6-63
FUMBLES-BALLS LOST	.....	1-0	0-0
TOUCHDOWNS	.....	0	2
Rushing	.....	0	0
Passing	.....	0	2
Returns	.....	0	0

SCORE BY PERIODS	1	2	3	4	OT	PTS
BENGALS	0	0	0	0	0	0
OPPONENTS	7	3	0	7	0	17

SCORING	TD	TD-R	TD-P	TD-Rt	PAT	FG	S	PTS
(none)	0	0	0	0	0-0	0-0	0	0
BENGALS	0	0	0	0	0-0	0-1	0	0
OPPONENTS	2	0	2	0	2-2	1-3	0	17

Two-point conversions: (NA\*\*)

Fumbles-lost: Lemar Parrish 1-0. BENGALS 1-0, OPPONENTS 0-0.

PASSING	ATT	CMP	YDS	CMP%	YDS/ATT	TD	TD%	INT	INT%	LG	SKD-YDS	RAT
Virgil Carter	20	7	64	35.0	3.20	0	0.0	1	5.0	16	3-17	23.8
Sam Wyche	1	1	29	100.0	29.00	0	0.0	0	0.0	29	0-0	118.8
BENGALS	21	8	93	38.1	4.43	0	0.0	1	4.8	29	3-17	32.4
OPPONENTS	17	6	145	35.3	8.53	2	11.8	0	0.0	53	2-16	106.3

RUSHING	ATT	YDS	AVG	LG	TD
Paul Robinson	5	25	5.0	9	0
Virgil Carter	2	16	8.0	9	0
Jess Phillips	10	12	1.2	4	0
Dave Lewis	3	10	3.3	9	0
Essex Johnson	2	0	0.0	3	0
BENGALS	22	63	2.9	9	0
OPPONENTS	47	170	3.6	17	0

RECEIVING	REC	YDS	AVG	LG	TD
Chip Myers	4	66	16.5	29	0
Jess Phillips	2	12	6.0	6	0
Speedy Thomas	1	9	9.0	9	0
Essex Johnson	1	6	6.0	6	0
BENGALS	8	93	11.6	29	0
OPPONENTS	6	145	24.2	53t	2

INTERCEPTIONS	NO	YDS	AVG	LG	TD
(none)	0	0	—	—	0
BENGALS	0	0	—	—	0
OPPONENTS	1	0	0.0	0	0

PUNTING	NO	YDS	AVG	NET	TB	IN-20	LG	BLK
Dave Lewis	8	313	39.1	35.6	0	1	53	0
BENGALS	8	313	39.1	35.6	0	1	53	0
OPPONENTS	6	230	38.3	37.3	0	0	45	0

PUNT RETURNS	NO	FC	YDS	AVG	LG	TD
Lemar Parrish	2	1	6	3.0	3	0
Speedy Thomas	0	2	0	—	—	0
BENGALS	2	3	6	3.0	3	0
OPPONENTS	7	0	28	4.0	10	0

KICKOFF RETURNS	NO	YDS	AVG	LG	TD
Paul Robinson	2	29	14.5	24	0
Ron Lamb	1	17	17.0	17	0
BENGALS	3	46	15.3	24	0
OPPONENTS	1	0	0.0	0	0

FIELD GOALS	1-19	20-29	30-39	40-49	50+
Horst Muhlmann	0-0	0-0	0-0	0-0	0-1
BENGALS	0-0	0-0	0-0	0-0	0-1
OPPONENTS	0-0	0-0	0-0	1-2	0-1

Horst Muhlmann: (50B).

Opponents: (50B, 44G, 44WR).

DEFENSE***	ST	AT	TT	SKS-YDS	INT-YDS	PD	^FF	FR-YDS
Bill Bergey	7	7	14	0-0	0-0	0	(*NA)	0-0
Steve Chomyszak	5	6	11	1-8	0-0	1	(*NA)	0-0
Ken Avery	5	4	9	0-0	0-0	0	(*NA)	0-0
Al Beauchamp	6	2	8	0-0	0-0	0	(*NA)	0-0
Royce Berry	4	4	8	1-8	0-0	1	(*NA)	0-0
Ken Dyer	3	5	8	0-0	0-0	0	(*NA)	0-0
Mike Reid	6	1	7	0-0	0-0	0	(*NA)	0-0
Ron Carpenter	4	2	6	0-0	0-0	0	(*NA)	0-0
Lemar Parrish	4	0	4	0-0	0-0	1	(*NA)	0-0
Fletcher Smith	3	0	3	0-0	0-0	0	(*NA)	0-0
Nick Roman	2	1	3	0-0	0-0	0	(*NA)	0-0
Martin Baccaglio	2	0	2	0-0	0-0	0	(*NA)	0-0
Ron Lamb	1	1	2	0-0	0-0	0	(*NA)	0-0
John Guillory	1	0	1	0-0	0-0	0	(*NA)	0-0
Essex Johnson	1	0	1	0-0	0-0	0	(*NA)	0-0
Bill Peterson	1	0	1	0-0	0-0	0	(*NA)	0-0
Ken Riley	0	1	1	0-0	0-0	2	(*NA)	0-0

BLOCKED KICKS	BP	BFG	BXP
Bill Bergey	0	1	0

\* NOTE: Time of possession was not recorded until 1977.

\*\* NOTE: The two-point conversion was not instituted in the NFL until 1994.

\*\*\* NOTE: It was not standard practice to separate the three types of defensive statistics — defense, special teams and miscellaneous — until 1988. Thus, the defensive statistics listed above include the combined totals of all three types. All defensive statistics above are press box statistics produced at the games.

^ NOTE: Forced fumbles were not recorded until 1976.

# 1973 POSTSEASON STATISTICS

## POSTSEASON RECORD: 0-1

HEAD COACH: PAUL BROWN  
REGULAR-SEASON RECORD: 10-4  
(1ST IN AFC CENTRAL)

DATE	W-L	SCORE	OPPONENT	ATTENDANCE
12-23-73**	L	16-34	at Miami	74,770

\*\* AFC Divisional Playoff

TEAM STATISTICS	BENGALS	OPPONENTS
TOTAL FIRST DOWNS	11	27
Rushing	5	18
Passing	6	9
Penalty	0	0
3rd Down: Made-Att	5-14	10-14
3rd Down: Pct	35.7	71.4
4th Down: Made-Att	0-0	0-0
4th Down: Pct	—	—
POSSESSION AVG	*NA	*NA
TOTAL NET YARDS	194	400
Avg. Per Game	194.0	400.0
Total Plays	50	71
Avg. Per Play	3.9	5.6
NET YARDS RUSHING	97	241
Avg. Per Game	97.0	241.0
Total Rushes	20	52
NET YARDS PASSING	97	159
Avg. Per Game	97.0	159.0
Sacked-Yards Lost	3-16	0-0
Gross Yards	113	159
Att.-Completions	27-14	19-11
Completion Pct	51.9	57.9
Had Intercepted	1	2
PUNTS-AVG	7-36.3	2-49.0
Net Punting Avg	32.6	36.0
PENALTIES-YARDS	2-19	1-5
FUMBLES-BALLS LOST	0-0	2-1
TOUCHDOWNS	1	4
Rushing	0	2
Passing	0	2
Returns	1	0

SCORE BY PERIODS	1	2	3	4	OT	PTS
BENGALS	3	13	0	0	0	16
OPPONENTS	14	7	10	3	0	34

SCORING	TD	TD-R	TD-P	TD-Rt	PAT	FG	S	PTS
Horst Muhlmann	0	0	0	0	1-1	3-3	0	10
Neal Craig	1	0	0	1	—	—	0	6
BENGALS	1	0	0	1	1-1	3-3	0	16
OPPONENTS	4	2	2	0	4-4	2-2	0	34

Two-point conversions: \*\*NA.  
Fumbles-lost: None. BENGALS 0-0, OPPONENTS 2-1.

PASSING	ATT	CMP	YDS	CMP%	YDS/ATT	TD	TD%	INT	INT%	LG	SKD-YDS	RAT
Ken Anderson	27	14	113	51.9	4.19	0	0.0	1	3.7	18	3-16	47.3
BENGALS	27	14	113	51.9	4.19	0	0.0	1	3.7	18	3-16	47.3
OPPONENTS	19	11	159	57.9	8.37	2	10.5	2	10.5	48	0-0	80.7

RUSHING	ATT	YDS	AVG	LG	TD
Boobie Clark	7	40	5.7	15	0
Ken Anderson	3	26	8.7	22	0
Essex Johnson	2	17	8.5	14	0
Lenvil Elliott	7	15	2.1	5	0
Isaac Curtis	1	-1	-1.0	-1	0
BENGALS	20	97	4.9	22	0
OPPONENTS	52	241	4.6	27	2

RECEIVING	REC	YDS	AVG	LG	TD
Lenvil Elliott	9	53	5.9	16	0
Charlie Joiner	2	33	16.5	18	0
Boobie Clark	2	18	9.0	12	0
Isaac Curtis	1	9	9.0	9	0
BENGALS	14	113	8.1	18	0
OPPONENTS	11	159	14.5	48	2

INTERCEPTIONS	NO	YDS	AVG	LG	TD
Neal Craig	1	45	45.0	45t	1
Tommy Casanova	1	0	0.0	0	0
BENGALS	2	45	22.5	45t	1
OPPONENTS	1	19	19.0	19	0

PUNTING	NO	YDS	AVG	NET	TB	IN-20	LG	BLK.
Dave Lewis	7	254	36.3	32.6	1	0	50	0
BENGALS	7	254	36.3	32.6	1	0	50	0
OPPONENTS	2	98	49.0	36.0	0	0	54	0

PUNT RETURNS	NO	FC	YDS	AVG	LG	TD
Tommy Casanova	1	0	15	15.0	15	0
Lemar Parrish	1	0	11	11.0	11	0
BENGALS	2	0	26	13.0	15	0
OPPONENTS	2	4	6	3.0	4	0

KICKOFF RETURNS	NO	YDS	AVG	LG	TD
Lemar Parrish	1	25	25.0	25	0
Bernard Jackson	1	17	17.0	17	0
BENGALS	2	42	21.0	25	0
OPPONENTS	2	14	7.0	14	0

FIELD GOALS	1-19	20-29	30-39	40-49	50+
Horst Muhlmann	1-1	1-1	0-0	1-1	0-0
BENGALS	1-1	1-1	0-0	1-1	0-0
OPPONENTS	0-0	0-0	0-0	1-1	1-1

Horst Muhlmann: (24G, 46G, 12G).  
Opponents: (50G, 46G).

DEFENSE***	ST	AT	TT	SKS-YDS	INT-YDS	PD	^FF	FR-YDS
Bill Bergey	7	5	12	0-0	0-0	0	(*NA)	0-0
Ron Carpenter	7	5	12	0-0	0-0	0	(*NA)	0-0
Al Beauchamp	9	2	11	0-0	0-0	0	(*NA)	0-0
Tommy Casanova	9	1	10	0-0	1-0	1	(*NA)	0-0
Royce Berry	5	1	6	0-0	0-0	0	(*NA)	0-0
Sherman White	5	0	5	0-0	0-0	1	(*NA)	0-0
Ken Riley	4	1	5	0-0	0-0	0	(*NA)	0-0
Ken Avery	3	2	5	0-0	0-0	0	(*NA)	0-0
Neal Craig	3	2	5	0-0	1-45	1	(*NA)	0-0
Lemar Parrish	3	2	5	0-0	0-0	0	(*NA)	0-0
Ron Pritchard	3	2	5	0-0	0-0	0	(*NA)	0-0
Doug Adams	1	0	1	0-0	0-0	0	(*NA)	0-0
Tom DeLeone	1	0	1	0-0	0-0	0	(*NA)	0-0
Bernard Jackson	1	0	1	0-0	0-0	0	(*NA)	0-0
Jim LeClair	1	0	1	0-0	0-0	0	(*NA)	1-0
Bob Trumpy	1	0	1	0-0	0-0	0	(*NA)	0-0
Mike Reid	0	1	1	0-0	0-0	0	(*NA)	0-0

BLOCKED KICKS	BP	BFG	BXP
(none)	0	0	0

\* NOTE: Time of possession was not recorded until 1977.

\*\* NOTE: The two-point conversion was not instituted in the NFL until 1994.

\*\*\* NOTE: It was not standard practice to separate the three types of defensive statistics — defense, special teams and miscellaneous — until 1988. Thus, the defensive statistics listed above include the combined totals of all three types. All defensive statistics above are press box statistics produced at the games.

^ NOTE: Forced fumbles were not recorded until 1976.

# 1975 POSTSEASON STATISTICS

## POSTSEASON RECORD: 0-1

HEAD COACH: PAUL BROWN  
REGULAR-SEASON RECORD: 11-3  
(2ND IN AFC CENTRAL: WILD CARD QUALIFIER)

DATE	W-L	SCORE	OPPONENT	ATTENDANCE
12-28-75**	L	28-31	at Oakland	53,039

\*\* AFC Divisional Playoff

TEAM STATISTICS		BENGALS	OPPONENTS
TOTAL FIRST DOWNS	.....	17	27
Rushing	.....	8	9
Passing	.....	6	15
Penalty	.....	3	3
3rd Down: Made-Att	.....	3-11	6-14
3rd Down: Pct	.....	27.3	42.9
4th Down: Made-Att	.....	1-2	0-0
4th Down: Pct	.....	50.0	—
POSSESSION AVG	.....	*NA	*NA
TOTAL NET YARDS	.....	258	358
Avg. Per Game	.....	258.0	358.0
Total Plays	.....	57	75
Avg. Per Play	.....	4.5	4.8
NET YARDS RUSHING	.....	97	173
Avg. Per Game	.....	97.0	173.0
Total Rushes	.....	25	51
NET YARDS PASSING	.....	161	185
Avg. Per Game	.....	161.0	185.0
Sacked-Yards Lost	.....	5-40	1-14
Gross Yards	.....	201	199
Att.-Completions	.....	27-17	23-17
Completion Pct	.....	63.0	73.9
Had Intercepted	.....	0	1
PUNTS-AVG	.....	6-35.8	1-38.0
Net Punting Avg	.....	21.8	31.0
PENALTIES-YARDS	.....	5-37	7-64
FUMBLES-BALLS LOST	.....	1-0	2-1
TOUCHDOWNS	.....	4	4
Rushing	.....	2	1
Passing	.....	2	3
Returns	.....	0	0

SCORE BY PERIODS	1	2	3	4	OT	PTS
BENGALS	0	7	7	14	0	28
OPPONENTS	3	14	7	7	0	31

SCORING	TD	TD-R	TD-P	TD-Rt	PAT	FG	S	PTS
Isaac Curtis	1	0	1	0	—	—	0	6
Lenvil Elliott	1	1	0	0	—	—	0	6
Stan Fritts	1	1	0	0	—	—	0	6
Charlie Joiner	1	0	1	0	—	—	0	6
Dave Green	0	0	0	0	4-4	0-0	0	4
BENGALS	4	2	2	0	4-4	0-0	0	28
OPPONENTS	4	1	3	0	4-4	1-3	0	31

Two-point conversions: \*\*NA.

Fumbles-lost: Lyle Blackwood 1-0. BENGALS 1-0, OPPONENTS 2-1.

PASSING	ATT	CMP	YDS	CMP%	YDS/ATT	TD	TD%	INT	INT%	LG	SKD-YDS	RAT
Ken Anderson	27	17	201	63.0	7.44	2	7.4	0	0.0	37	5-40	110.3
BENGALS	27	17	201	63.0	7.44	2	7.4	0	0.0	37	5-40	110.3
OPPONENTS	23	17	199	73.9	8.65	3	13.0	1	4.3	36	1-14	121.2

RUSHING	ATT	YDS	AVG	LG	TD
Boobie Clark	8	46	5.8	10	0
Lenvil Elliott	4	25	6.3	9	1
Stan Fritts	6	14	2.3	6	1
Ken Anderson	3	12	4.0	8	0
Essex Johnson	3	0	0.0	6	0
Ed Williams	1	0	0.0	0	0
BENGALS	25	97	3.9	10	2
OPPONENTS	51	173	3.4	18	1

RECEIVING	REC	YDS	AVG	LG	TD
Boobie Clark	4	38	9.5	26	0
Chip Myers	3	67	22.3	37	0
Charlie Joiner	3	60	20.0	28	1
Isaac Curtis	3	20	6.7	14t	1
Bruce Coslet	2	14	7.0	9	0
Lenvil Elliott	1	9	9.0	9	0
Bob Trumpy	1	-7	-7.0	7	0
BENGALS	17	201	11.8	37	2
OPPONENTS	17	199	11.7	36	3

INTERCEPTIONS	NO	YDS	AVG	LG	TD
Ken Riley	1	34	34.0	34	0
BENGALS	1	34	34.0	34	0
OPPONENTS	0	0	—	—	0

PUNTING	NO	YDS	AVG	NET	TB	IN-20	LG	BLK
Dave Green	6	215	35.8	21.8	1	0	44	0
BENGALS	6	215	35.8	21.8	1	0	44	0
OPPONENTS	1	38	38.0	31.0	0	0	38	0

PUNT RETURNS	NO	FC	YDS	AVG	LG	TD
Lyle Blackwood	1	0	7	7.0	7	0
BENGALS	1	0	7	7.0	7	0
OPPONENTS	4	0	64	16.0	24	0

KICKOFF RETURNS	NO	YDS	AVG	LG	TD
Bernard Jackson	2	43	21.5	25	0
Lenvil Elliott	1	18	18.0	18	0
Lemar Parrish	1	10	10.0	10	0
BENGALS	4	71	17.8	25	0
OPPONENTS	5	121	24.2	37	0

FIELD GOALS	1-19	20-29	30-39	40-49	50+
Dave Green	0-0	0-0	0-0	0-0	0-0
BENGALS	0-0	0-0	0-0	0-0	0-0
OPPONENTS	0-0	1-2	0-0	0-1	0-0

Dave Green: (-).  
Opponents: (41S, 27G, 21B).

DEFENSE***	ST	AT	TT	SKS-YDS	INT-YDS	PD	^FF	FR-YDS
Jim LeClair	13	0	13	0-0	0-0	1	(*NA)	0-0
Bernard Jackson	9	0	9	0-0	0-0	1	(*NA)	0-0
Tommy Casanova	7	0	7	0-0	0-0	1	(*NA)	0-0
Ron Pritchard	7	0	7	0-0	0-0	0	(*NA)	0-0
Ken Riley	4	0	4	0-0	1-34	2	(*NA)	0-0
Sherman White	4	0	4	0-0	0-0	0	(*NA)	0-0
Al Beauchamp	3	0	3	0-0	0-0	0	(*NA)	0-0
Ken Johnson	3	0	3	0-0	0-0	0	(*NA)	0-0
Bob Brown	2	0	2	1-14	0-0	0	(*NA)	0-0
Ron Carpenter	2	0	2	0-0	0-0	0	(*NA)	1-0
Lemar Parrish	2	0	2	0-0	0-0	1	(*NA)	0-0
Brad Cousino	1	0	1	0-0	0-0	0	(*NA)	0-0
Dave Green	1	0	1	0-0	0-0	0	(*NA)	0-0
Bo Harris	1	0	1	0-0	0-0	0	(*NA)	0-0
Jack Novak	1	0	1	0-0	0-0	0	(*NA)	0-0

BLOCKED KICKS	BP	BFG	BXP
Sherman White	0	1	0

\* NOTE: Time of possession was not recorded until 1977.

\*\* NOTE: The two-point conversion was not instituted in the NFL until 1994.

\*\*\* NOTE: It was not standard practice to separate the three types of defensive statistics — defense, special teams and miscellaneous — until 1988. Thus, the defensive statistics listed above include the combined totals of all three types. All defensive statistics above are press box statistics produced at the games.

^ NOTE: Forced fumbles were not recorded until 1976.

# 1981 POSTSEASON STATISTICS

## POSTSEASON RECORD: 2-1

HEAD COACH: FORREST GREGG  
REGULAR-SEASON RECORD: 12-4  
(1ST IN AFC CENTRAL)

DATE	W-L	SCORE	OPPONENT	ATTENDANCE
1-3-82**	W	28-21	BUFFALO	55,420
1-10-82***	W	27-7	SAN DIEGO	46,302
1-24-82#	L	21-26	VS. SAN FRANCISCO	81,270

\*\* AFC Divisional Playoff  
\*\*\* AFC Championship  
# Super Bowl XVI (at Pontiac, Mich.)

TEAM STATISTICS	BENGALS	OPPONENTS
TOTAL FIRST DOWNS	65	59
Rushing	26	31
Passing	33	24
Penalty	6	4
3rd Down: Made-Att.	17-34	16-36
3rd Down: Pct.	50.0	44.4
4th Down: Made-Att.	1-2	0-0
4th Down: Pct.	50.0	—
POSSESSION AVG.	30:28	29:32
TOTAL NET YARDS	979	912
Avg. Per Game	326.3	304.0
Total Plays	180	183
Avg. Per Play	5.4	5.0
NET YARDS RUSHING	351	389
Avg. Per Game	117.0	129.7
Total Rushes	93	99
NET YARDS PASSING	628	523
Avg. Per Game	209.3	174.3
Sacked-Yards Lost	9-39	3-21
Gross Yards	667	544
Att.-Completions	78-54	81-44
Completion Pct.	69.2	54.3
Had Intercepted	2	4
PUNTS-AVG.	10-40.1	9-41.1
Net Punting Avg.	36.0	34.2
PENALTIES-YARDS	16-126	16-136
FUMBLES-BALLS LOST	5-3	6-3
TOUCHDOWNS	10	6
Rushing	5	3
Passing	5	3
Returns	0	0

SCORE BY PERIODS	1	2	3	4	OT	PTS
BENGALS	24	7	17	28	0	76
OPPONENTS	7	27	7	13	0	54

SCORING	TD	TD-R	TD-P	TD-RT	PAT	FG	S	PTS
Jim Breech	0	0	0	10-10	2-3	0	0	16
Charles Alexander	2	2	0	0	—	0	0	12
Pete Johnson	2	2	0	0	—	0	0	12
Dan Ross	2	0	2	0	—	0	0	12
Ken Anderson	1	1	0	0	—	0	0	6
Don Bass	1	0	1	0	—	0	0	6
Cris Collinsworth	1	0	1	0	—	0	0	6
M.L. Harris	1	0	1	0	—	0	0	6
BENGALS	10	5	5	0	10-10	2-3	0	76
OPPONENTS	6	3	3	0	6-6	4-6	0	54

Two-point conversions: \*NA.  
Fumbles-lost: Cris Collinsworth 2-1, Archie Griffin 1-1, Dan Ross 1-1, Pete Johnson 1-0. BENGALS 5-3, OPPONENTS 6-3.

PASSING	ATT	CMP	YDS	CMP%	YDS/ATT	TD	TD%	INT	INT%	LG	SKD-YDS	RAT
Ken Anderson	77	53	653	68.8	8.48	5	6.5	2	2.6	49	9-39	105.6
Jack Thompson	1	1	14	100.0	14.00	0	0.0	0	0.0	14	0-0	118.8
BENGALS	78	54	667	69.2	8.55	5	6.4	2	2.6	49	9-39	106.1
OPPONENTS	81	44	544	54.3	6.72	3	3.7	4	4.9	54	3-21	67.1

RUSHING	ATT	YDS	AVG	LG	TD
Pete Johnson	52	161	3.1	11	2
Charles Alexander	27	111	4.1	20t	2
Ken Anderson	11	69	6.3	13	1
Archie Griffin	2	8	4.0	4	0
Cris Collinsworth	1	2	2.0	2	0
BENGALS	93	351	3.8	20t	5
OPPONENTS	99	389	3.9	44t	3

RECEIVING	REC	YDS	AVG	LG	TD
Dan Ross	22	244	11.1	19	2
Cris Collinsworth	9	159	17.7	49	1
Isaac Curtis	6	92	15.3	22	0
Pete Johnson	6	45	7.5	14	0
Charles Alexander	6	38	6.3	16	0
Steve Kreider	3	78	26.0	42	0
M.L. Harris	1	8	8.0	8t	1
Don Bass	1	3	3.0	3t	1
BENGALS	54	667	12.4	49	5
OPPONENTS	44	544	12.4	54	3

INTERCEPTIONS	NO	YDS	AVG	LG	TD
Bobby Kemp	1	24	24.0	24	0
Bo Harris	1	16	16.0	16	0
Louis Breeden	1	0	0.0	0	0
Ken Riley	1	0	0.0	0	0
BENGALS	4	40	10.0	24	0
OPPONENTS	2	52	26.0	27	0

PUNTING	NO	YDS	AVG	NET	TB	IN-20	LG	BLK.
Pat McInally	10	401	40.1	36.0	1	2	60	0
BENGALS	10	401	40.1	36.0	1	2	60	0
OPPONENTS	9	370	41.1	34.2	0	0	50	0

PUNT RETURNS	NO	FC	YDS	AVG	LG	TD
Mike Fuller	5	2	62	12.4	27	0
BENGALS	5	2	62	12.4	27	0
OPPONENTS	4	1	21	5.3	7	0

KICKOFF RETURNS	NO	YDS	AVG	LG	TD
David Verser	10	186	18.6	40	0
Guy Frazier	1	0	0.0	0	0
Archie Griffin	1	0	0.0	0	0
BENGALS	12	186	15.5	40	0
OPPONENTS	14	254	18.1	36	0

FIELD GOALS	1-19	20-29	30-39	40-49	50+
Jim Breech	0-0	0-0	2-3	0-0	0-0
BENGALS	0-0	0-0	2-3	0-0	0-0
OPPONENTS	0-0	3-3	0-1	1-1	0-1

Jim Breech: (33B), (31G, 38G), (—).  
Opponents: (—), (37S, 50S), (22G, 26G, 40G, 23G).

DEFENSE**	ST	AT	TT	SKS-YDS	INT-YDS	PD	FF	FR-YDS
Ross Browner	20	4	24	1-9	0-0	0	0	1-0
Reggie Williams	12	7	19	0-0	0-0	3	1	0-0
Bryan Hicks	14	4	18	0-0	0-0	2	1	0-0
Bo Harris	13	5	18	1-5	1-16	1	0	0-0
Glenn Cameron	9	9	18	0-0	0-0	3	1	0-0
Louis Breeden	14	1	15	0-0	1-0	7	0	0-0
Bobby Kemp	9	6	15	0-0	1-24	7	0	0-0
Jim LeClair	6	6	12	0-0	0-0	3	0	0-0
Eddie Edwards	5	3	8	1-7	0-0	0	0	0-0
Ken Riley	6	1	7	0-0	1-0	6	0	0-0
Wilson Whitley	4	3	7	0-0	0-0	0	0	0-0
Ray Griffin	6	0	6	0-0	0-0	1	0	0-0
Tom Dinkel	3	3	6	0-0	0-0	0	0	0-0
Rick Razzano	4	0	4	0-0	0-0	1	0	0-0
Mike St. Clair	2	2	4	0-0	0-0	0	0	0-0
Oliver Davis	1	2	3	0-0	0-0	0	0	0-0
Mike Fuller	2	0	2	0-0	0-0	0	0	0-0
Guy Frazier	1	1	2	0-0	0-0	0	0	0-0
John Simmons	1	1	2	0-0	0-0	0	0	1-0
Jim Breech	1	0	1	0-0	0-0	0	0	0-0
Jim Hargrove	1	0	1	0-0	0-0	0	0	0-0
Max Montoya	1	0	1	0-0	0-0	0	1	0-0
David Verser	1	0	1	0-0	0-0	0	0	0-0
Mike Wilson	1	0	1	0-0	0-0	0	0	0-0
Blair Bush	0	1	1	0-0	0-0	0	0	0-0
Don Bass	0	0	0	0-0	0-0	1	0	1-0

BLOCKED KICKS	BP	BFG	BXP
(none)	0	0	0

\* NOTE: The two-point conversion was not instituted in the NFL until 1994.

\*\* NOTE: It was not standard practice to separate the three types of defensive statistics — defense, special teams and miscellaneous — until 1988. Thus, the defensive statistics listed above include the combined totals of all three types. All defensive statistics above are press box statistics produced at the games.

# 1982 POSTSEASON STATISTICS

## POSTSEASON RECORD: 0-1

HEAD COACH: FORREST GREGG  
REGULAR-SEASON RECORD: 7-2  
(3RD IN AFC)

DATE	W-L	SCORE	OPPONENT	ATTENDANCE
1-9-83+	L	17-44	N.Y. JETS	57,560

+ AFC First-Round Playoff (Super Bowl Tournament)

TEAM STATISTICS		BENGALS	OPPONENTS
<b>TOTAL FIRST DOWNS</b> .....23 27			
Rushing	.....3	12	12
Passing	.....18	13	13
Penalty	.....2	2	2
3rd Down: Made-Att	.....7-10	6-9	6-9
3rd Down: Pct	.....70.0	66.7	66.7
4th Down: Made-Att	.....0-0	0-0	0-0
4th Down: Pct	.....—	—	—
POSSESSION AVG	.....31:16	28:44	28:44
TOTAL NET YARDS	.....395	517	517
Avg. Per Game	.....395.0	517.0	517.0
Total Plays	.....61	63	63
Avg. Per Play	.....6.5	8.2	8.2
NET YARDS RUSHING	.....62	234	234
Avg. Per Game	.....62.0	234.0	234.0
Total Rushes	.....21	34	34
NET YARDS PASSING	.....333	283	283
Avg. Per Game	.....333.0	283.0	283.0
Sacked-Yards Lost	.....4-21	0-0	0-0
Gross Yards	.....354	283	283
Att.-Completions	.....36-26	29-21	29-21
Completion Pct	.....72.2	72.4	72.4
Had Intercepted	.....3	1	1
PUNTS-AVG	.....2-43.0	0-0.0	0-0.0
Net Punting Avg	.....42.0	—	—
PENALTIES-YARDS	.....7-60	12-95	12-95
FUMBLES-BALLS LOST	.....2-1	2-1	2-1
TOUCHDOWNS	.....2	5	5
Rushing	.....0	2	2
Passing	.....2	2	2
Returns	.....0	1	1

SCORE BY PERIODS	1	2	3	4	OT	PTS
BENGALS	.....14	0	3	0	0	17
OPPONENTS	.....3	17	3	21	0	44

SCORING	TD	TD-R	TD-P	TD-Rt	PAT	FG	S	PTS
Isaac Curtis	.....1	0	1	0	—	—	0	6
Dan Ross	.....1	0	1	0	—	—	0	6
Jim Breech	.....0	0	0	0	2-2	1-2	0	5
BENGALS	.....2	0	2	0	2-2	1-2	0	17
OPPONENTS	.....5	2	2	1	5-5	3-3	0	44

Two-point conversions: \*NA

Fumbles-lost: Archie Griffin 1-1, David Verser 1-0. BENGALS 2-1, OPPONENTS 2-1.

PASSING	ATT	CMP	YDS	CMP%	YDS/ATT	TD	TD%	INT	INT%	LG	SKD-YDS	RAT
Ken Anderson	.....35	26	354	74.3	10.11	2	5.7	3	8.6	53	4-21	89.5
Turk Schonert	.....1	0	0	0.0	0.0	0	0.0	0	0.0	—	0-0	39.6
BENGALS	.....36	26	354	72.2	9.83	2	5.6	3	8.3	53	4-21	87.0
OPPONENTS	.....29	21	283	72.4	9.76	2	6.9	1	3.4	49	0-0	111.7

RUSHING	ATT	YDS	AVG	LG	TD
Pete Johnson	.....9	26	2.9	14	0
Archie Griffin	.....3	17	5.7	8	0
Charles Alexander	.....7	14	2.0	6	0
Ken Anderson	.....2	5	2.5	3	0
BENGALS	.....21	62	3.0	14	0
OPPONENTS	.....34	234	6.9	35	2

RECEIVING	REC	YDS	AVG	LG	TD
Cris Collinsworth	.....7	120	17.1	53	0
Dan Ross	.....6	89	14.8	26	1
Isaac Curtis	.....3	63	21.0	32t	1
Steve Kreider	.....3	41	13.7	17	0
Archie Griffin	.....3	14	4.7	6	0
Pete Johnson	.....3	7	2.3	9	0
M.L. Harris	.....1	20	20.0	20	0
BENGALS	.....26	354	13.6	53	2
OPPONENTS	.....21	283	13.5	49	2

INTERCEPTIONS	NO	YDS	AVG	LG	TD
Ken Riley	.....1	0	0.0	0	0
BENGALS	.....1	0	0.0	0	0
OPPONENTS	.....3	138	46.0	98t	1

PUNTING	NO	YDS	AVG	NET	TB	IN-20	LG	BLK.
Pat McNally	.....2	86	43.0	42.0	0	0	45	0
BENGALS	.....2	86	43.0	42.0	0	0	45	0
OPPONENTS	.....0	0	—	—	0	0	—	0

PUNT RETURNS	NO	FC	YDS	AVG	LG	TD
(none)	.....0	0	0	—	—	0
BENGALS	.....0	0	0	—	—	0
OPPONENTS	.....1	1	2	2.0	2	0

KICKOFF RETURNS	NO	YDS	AVG	LG	TD
David Verser	.....7	116	16.6	21	0
Rodney Tate	.....1	22	22.0	22	0
BENGALS	.....8	138	17.3	22	0
OPPONENTS	.....4	69	17.3	20	0

FIELD GOALS	1-19	20-29	30-39	40-49	50+
Jim Breech	.....0-0	1-1	0-0	0-1	0-0
BENGALS	.....0-0	1-1	0-0	0-1	0-0
OPPONENTS	.....0-0	1-1	1-1	1-1	0-0

Jim Breech: (20G, 46WR).

Opponents: (32G, 24G, 47G).

DEFENSE**	ST	AT	TT	SKS-YDS	INT-YDS	PD	FF	FR-YDS
Glenn Cameron	.....8	0	8	0-0	0-0	0	0	0-0
Ross Browner	.....6	2	8	0-0	0-0	0	0	0-0
Reggie Williams	.....6	1	7	0-0	0-0	0	0	0-0
Ken Riley	.....5	1	6	0-0	1-0	1	0	0-0
Ray Griffin	.....5	0	5	0-0	0-0	0	0	0-0
Bobby Kemp	.....5	0	5	0-0	0-0	1	2	0-0
Mike Fuller	.....4	0	4	0-0	0-0	0	0	1-20
Bo Harris	.....4	0	4	0-0	0-0	0	0	0-0
Jim LeClair	.....2	2	4	0-0	0-0	0	0	0-0
Louis Breeden	.....1	2	3	0-0	0-0	0	0	0-0
Eddie Edwards	.....2	0	2	0-0	0-0	0	0	0-0
Bryan Hicks	.....2	0	2	0-0	0-0	0	0	0-0
John Simmons	.....2	0	2	0-0	0-0	0	0	0-0
Oliver Davis	.....1	0	1	0-0	0-0	0	0	0-0
Guy Frazier	.....1	0	1	0-0	0-0	0	0	0-0
Robert Jackson	.....1	0	1	0-0	0-0	0	0	0-0
Anthony Munoz	.....1	0	1	0-0	0-0	0	0	0-0
Dan Ross	.....1	0	1	0-0	0-0	0	0	0-0
David Verser	.....1	0	1	0-0	0-0	0	0	0-0
Wilson Whitley	.....1	0	1	0-0	0-0	1	0	0-0
Rick Razzano	.....0	1	1	0-0	0-0	0	0	0-0

BLOCKED KICKS	BP	BFG	BXP
(none)	.....0	0	0

\* NOTE: The two-point conversion was not instituted in the NFL until 1994.

\*\* NOTE: It was not standard practice to separate the three types of defensive statistics — defense, special teams and miscellaneous — until 1988. Thus, the defensive statistics listed above include the combined totals of all three types. All defensive statistics above are press box statistics produced at the games.



# 1988 POSTSEASON STATISTICS

## POSTSEASON RECORD: 2-1

HEAD COACH: SAM WYCHE  
REGULAR-SEASON RECORD: 12-4  
(1ST IN AFC CENTRAL)

DATE	W-L	SCORE	OPPONENT	ATTENDANCE
12-31-88**	W	21-13	SEATTLE	58,560
1-8-89***	W	21-10	BUFFALO	59,747
1-22-89##	L	16-20	vs. San Francisco	75,129

\*\* AFC Divisional Playoff  
\*\*\* AFC Championship  
## Super Bowl XXIII (at Miami, Fla.)

TEAM STATISTICS	BENGALS	OPPONENTS
TOTAL FIRST DOWNS	58	52
Rushing	39	9
Passing	16	40
Penalty	3	3
3rd Down: Made-Att.	17-41	6-35
3rd Down: Pct.	41.5	17.1
4th Down: Made-Att.	1-3	2-5
4th Down: Pct.	33.3	40.0
POSSESSION AVG.	35:50	24:10
TOTAL NET YARDS	823	928
Avg. Per Game	274.3	309.3
Total Plays	199	186
Avg. Per Play	4.1	5.0
NET YARDS RUSHING	535	179
Avg. Per Game	178.3	59.7
Total Rushes	125	60
NET YARDS PASSING	288	749
Avg. Per Game	96.0	249.7
Sacked-Yards Lost	10-58	10-68
Gross Yards	346	817
Att.-Completions	64-29	116-61
Completion Pct.	45.3	52.6
Had Intercepted	3	5
PUNTS-AVG.	17-42.2	16-42.8
Net Punting Avg.	37.1	39.8
PENALTIES-YARDS	13-139	14-127
FUMBLES-BALLS LOST	6-2	5-2
TOUCHDOWNS	7	5
Rushing	5	1
Passing	1	4
Returns	1	0

SCORE BY PERIODS	1	2	3	4	OT	PTS
BENGALS	14	24	10	10	0	58
OPPONENTS	3	10	3	27	0	43

SCORING	TD	TD-R	TD-P	TD-Rt	PAT	FG	S	PTS
Ickey Woods	3	3	0	0	—	—	0	18
Jim Breech	0	0	0	0	7-7	3-3	0	16
Stanley Wilson	2	2	0	0	—	—	0	12
James Brooks	1	0	1	0	—	—	0	6
Stanford Jennings	1	0	0	1	—	—	0	6
BENGALS	7	5	1	1	7-7	3-3	0	58
OPPONENTS	5	1	4	0	4-5	3-6	0	43

Two-point conversions: \*NA.

Fumbles-lost: Boomer Esiason 3-1, Ira Hillary 2-1, Rickey Dixon 1-0. BENGALS 6-2, OPPONENTS 5-2.

PASSING	ATT	CMP	YDS	CMP%	YDS/ATT	TD	TD%	INT	INT%	LG	SKD-YDS	RAT
Boomer Esiason	64	29	346	45.3	5.41	1	1.6	3	4.7	30	10-58	48.0
BENGALS	64	29	346	45.3	5.41	1	1.6	3	4.7	30	10-58	48.0
OPPONENTS	116	61	817	52.6	7.04	4	3.4	5	4.3	44	10-68	68.8

RUSHING	ATT	YDS	AVG	LG	TD
Ickey Woods	72	307	4.3	30	3
James Brooks	26	102	3.9	26	0
Stanley Wilson	12	74	6.2	20	2
Boomer Esiason	12	37	3.1	29	0
Stanford Jennings	3	15	5.0	8	0
BENGALS	125	535	4.3	30	5
OPPONENTS	60	179	3.0	13	1

RECEIVING	REC	YDS	AVG	LG	TD
Rodney Holman	7	82	11.7	24	0
Cris Collinsworth	5	75	15.0	30	0
James Brooks	5	62	12.4	20	1
Eddie Brown	4	55	13.8	23	0
Tim McGee	4	37	9.3	18	0
Jim Riggs	3	18	6.0	13	0
Ira Hillary	1	17	17.0	17	0
BENGALS	29	346	11.9	30	1
OPPONENTS	61	817	13.4	44	4

INTERCEPTIONS	NO	YDS	AVG	LG	TD
Eric Thomas	2	26	13.0	26	0
David Fulcher	1	0	0.0	0	0
Solomon Wilcoats	1	0	0.0	0	0
Lewis Billups	1	-3	-3.0	-3	0
BENGALS	5	23	4.6	26	0
OPPONENTS	3	25	8.3	25	0

PUNTING	NO	YDS	AVG	NET	TB	IN-20	LG	BLK.
Lee Johnson	17	718	42.2	37.1	0	7	63	0
BENGALS	17	718	42.2	37.1	0	7	63	0
OPPONENTS	16	684	42.8	39.8	0	2	55	0

PUNT RETURNS	NO	FC	YDS	AVG	LG	TD
Ira Hillary	6	1	43	7.2	16	0
Ray Horton	1	0	5	5.0	5	0
Rickey Dixon	1	0	0	0.0	0	0
BENGALS	8	1	48	6.0	16	0
OPPONENTS	9	2	88	9.8	45	0

KICKOFF RETURNS	NO	YDS	AVG	LG	TD
Stanford Jennings	4	154	38.5	93t	1
Ira Hillary	3	24	8.0	13	0
James Brooks	2	38	19.0	23	0
BENGALS	9	216	24.0	93t	1
OPPONENTS	11	200	18.2	26	0

FIELD GOALS	1-19	20-29	30-39	40-49	50+
Jim Breech	0-0	0-0	1-1	2-2	0-0
BENGALS	0-0	0-0	1-1	2-2	0-0
OPPONENTS	0-1	0-0	2-2	1-3	0-0

Jim Breech: (-), (-), (34G, 43G, 40G).

Opponents: (-), (43WL, 39G), (41G, 19WL, 32G, 49WR).

DEFENSE**	ST	AT	TT	SKS-YDS	INT-YDS	PD	FF	FR-YDS
Reggie Williams	13	4	17	3-21	0-0	0	0	0-0
Solomon Wilcoats	12	2	14	0-0	1-0	2	0	0-0
David Fulcher	10	3	13	1-6	1-0	4	1	0-0
Tim Krumrie	8	5	13	0-0	0-0	0	1	0-0
Lewis Billups	9	3	12	0-0	1-(-3)	7	0	0-0
Eric Thomas	10	1	11	0-0	2-26	10	0	0-0
Jason Buck	6	5	11	3-19	0-0	0	0	0-0
Barney Bussey	8	1	9	0-0	0-0	1	0	0-0
Leon White	8	1	9	0-0	0-0	0	0	0-0
Carl Zander	7	2	9	0-0	0-0	0	0	0-0
Ray Horton	6	2	8	0-0	0-0	0	1	0-0
David Grant	5	1	6	2-12	0-0	0	0	0-0
Leo Barker	4	1	5	0-0	0-0	0	0	0-0
Rickey Dixon	4	1	5	0-0	0-1	1	0	0-0
Joe Kelly	2	2	4	0-0	0-0	0	0	0-0
Jim Skow	2	1	3	1-10	0-0	0	0	2-0
Skip McClendon	2	0	2	0-0	0-0	0	0	0-0
Emmanuel King	0	1	1	0-0	0-0	0	0	0-0

SPECIAL TEAMS**	ST	AT	TT	FF	FR-YDS	BP	BFG	BXP
Barney Bussey	4	0	4	0	0-0	0	0	0
Leo Barker	2	2	4	0	0-0	0	0	0
Carl Parker	3	0	3	0	0-0	0	0	0
Ed Brady	2	1	3	0	0-0	0	0	0
Jim Riggs	2	0	2	0	0-0	0	0	0
Daryl Smith	2	0	2	0	0-0	0	0	0
Leon White	2	0	2	0	0-0	0	0	0
Ray Horton	1	0	1	0	0-0	0	0	0
Stanley Wilson	1	0	1	0	0-0	0	0	0
Stanford Jennings	0	1	1	0	0-0	0	0	0
Emmanuel King	0	1	1	0	0-0	0	0	0

MISCELLANEOUS DEFENSE**	ST	AT	TT	FF	FR-YDS
Eddie Brown	1	0	1	0	0-0
Rodney Holman	1	0	1	0	0-0

\* NOTE: The two-point conversion was not instituted in the NFL until 1994.

\*\* NOTE: All defensive statistics above are press box statistics produced at the games.

# 1990 POSTSEASON STATISTICS

## POSTSEASON RECORD: 1-1

HEAD COACH: SAM WYCHE  
REGULAR-SEASON RECORD: 9-7  
(1ST IN AFC CENTRAL)

DATE	W-L	SCORE	OPPONENT	ATTENDANCE
1-6-91*	W	41-14	HOUSTON	60,012
1-13-91**	L	10-20	at L.A. Raiders	92,045

\* AFC Wild Card Playoff  
\*\* AFC Divisional Playoff

TEAM STATISTICS	BENGALS	OPPONENTS
TOTAL FIRST DOWNS	36	33
Rushing	22	15
Passing	12	18
Penalty	2	0
3rd Down: Made-Att	9-25	7-20
3rd Down: Pct	36.0	35.0
4th Down: Made-Att	2-2	1-2
4th Down: Pct	100.0	50.0
POSSESSION AVG	34:01	25:59
TOTAL NET YARDS	531	615
Avg. Per Game	265.5	307.5
Total Plays	117	103
Avg. Per Play	4.5	6.0
NET YARDS RUSHING	311	302
Avg. Per Game	155.5	151.0
Total Rushes	73	45
NET YARDS PASSING	220	313
Avg. Per Game	110.0	156.5
Sacked-Yards Lost	4-46	4-24
Gross Yards	266	337
Att.-Completions	40-23	54-27
Completion Pct.	57.5	50.0
Had Intercepted	0	2
PUNTS-AVG	8-49.1	8-41.9
Net Punting Avg	41.8	34.1
PENALTIES-YARDS	5-45	5-33
FUMBLES-BALLS LOST	2-0	2-1
TOUCHDOWNS	6	4
Rushing	3	0
Passing	3	4
Returns	0	0

SCORE BY PERIODS	1	2	3	4	OT	PTS
BENGALS	10	13	14	14	0	51
OPPONENTS	0	7	10	17	0	34

SCORING	TD	TD-R	TD-P	TD-Rt	PAT	FG	S	PTS
Jim Breech	0	0	0	0	6-6	3-3	0	15
Eric Ball	1	1	0	0	—	—	0	6
Boomer Esiason	1	1	0	0	—	—	0	6
Harold Green	0	1	0	0	—	—	0	6
Stanford Jennings	1	0	1	0	—	—	0	6
Eric Kattus	1	0	1	0	—	—	0	6
Ickey Woods	1	1	0	0	—	—	0	6
BENGALS	6	3	3	0	6-6	3-3	0	51
OPPONENTS	4	0	4	0	4-4	2-2	0	34

Two-point conversions: \*NA.

Fumbles-lost: David Fulcher 1-0, Stanford Jennings 1-0.  
BENGALS 2-0, OPPONENTS 2-1.

PASSING	ATT	CMP	YDS	CMP%	YDS/ATT	TD	TD%	INT	INT%	LG	SKD-YDS	RAT
Boomer Esiason	35	22	254	62.9	7.26	3	8.6	0	0.0	46	4-46	113.3
Erik Wilhelm	5	1	12	20.0	2.40	0	0.0	0	0.0	12	0-0	39.6
BENGALS	40	23	266	57.5	6.65	3	7.5	0	0.0	46	4-46	102.7
OPPONENTS	54	27	337	50.0	6.24	4	7.4	2	3.7	41t	4-24	79.0

RUSHING	ATT	YDS	AVG	LG	TD
Ickey Woods	17	84	4.9	18	1
Boomer Esiason	7	68	9.7	14	1
Harold Green	11	55	5.0	12	0
Eric Ball	12	47	3.9	14	1
James Brooks	17	43	2.5	14	0
Stanford Jennings	6	16	2.7	10	0
Erik Wilhelm	3	-2	-0.7	0	0
BENGALS	73	311	4.3	18	3
OPPONENTS	45	302	6.7	34	0

RECEIVING	REC	YDS	AVG	LG	TD
Rodney Holman	4	102	25.5	46	0
Eddie Brown	4	32	8.0	15	0
Stanford Jennings	3	23	7.7	12	1
Tim McGee	3	23	7.7	19	0
Ickey Woods	3	18	6.0	9	0
Eric Kattus	2	19	9.5	10	1
Harold Green	2	15	7.5	13	1
James Brooks	1	22	22.0	22	0
Mike Barber	1	12	12.0	12	0
BENGALS	23	266	11.6	46	3
OPPONENTS	27	337	12.5	41t	4

INTERCEPTIONS	NO	YDS	AVG	LG	TD
David Fulcher	2	54	27.0	43	0
BENGALS	2	54	27.0	43	0
OPPONENTS	0	0	—	—	0

PUNTING	NO	YDS	AVG	NET	TB	IN-20	LG	BLK.
Lee Johnson	8	393	49.1	41.8	0	1	64	0
BENGALS	8	393	49.1	41.8	0	1	64	0
OPPONENTS	8	335	41.9	34.1	1	4	52	0

PUNT RETURNS	NO	FC	YDS	AVG	LG	TD
Mitchell Price	3	0	42	14.0	34	0
BENGALS	3	0	42	14.0	34	0
OPPONENTS	4	2	59	14.8	19	0

KICKOFF RETURNS	NO	YDS	AVG	LG	TD
Stanford Jennings	4	86	21.5	30	0
Eric Ball	2	42	21.0	28	0
Eddie Brown	1	12	12.0	12	0
BENGALS	7	140	20.0	30	0
OPPONENTS	7	132	18.9	37	0

FIELD GOALS	1-19	20-29	30-39	40-49	50+
Jim Breech	0-0	2-2	1-1	0-0	0-0
BENGALS	0-0	2-2	1-1	0-0	0-0
OPPONENTS	0-0	1-1	0-0	1-1	0-0

Jim Breech: (27G, 30G), (27G).  
Opponents: (—), (49G, 25G).

DEFENSE**	ST	AT	TT	SKS-YDS	INT-YDS	PD	FF	FR-YDS
Barney Bussey	12	0	12	0-0	0-0	0	0	0-0
Eric Thomas	8	1	9	0-0	0-0	1	0	0-0
David Grant	7	2	9	1-5	0-0	2	0	0-0
David Fulcher	5	4	9	0-0	2-54	4	0	0-0
James Francis	6	2	8	0-0	0-0	1	0	1-0
Tim Krumrie	6	1	7	0-0	0-0	0	0	0-0
Kevin Walker	4	1	5	0-0	0-0	0	0	0-0
Carl Zander	4	1	5	1-10	0-0	1	0	0-0
Lewis Billups	4	0	4	0-0	0-0	1	0	0-0
Rod Jones	3	1	4	0-0	0-0	1	0	0-0
Skip McClendon	3	1	4	0-0	0-0	0	0	0-0
Leon White	3	0	3	0-0	0-0	0	0	0-0
Solomon Wilcots	1	1	2	0-0	0-0	1	0	0-0
Jason Buck	1	0	1	1-3	0-0	0	0	0-0
Carl Carter	1	0	1	0-0	0-0	0	0	0-0
(team)	—	—	—	1-6	—	—	—	—

SPECIAL TEAMS**	ST	AT	TT	FF	FR-YDS	BP	BFG	BXP
Ed Brady	3	0	3	0	0-0	0	0	0
Carl Zander	1	1	2	0	0-0	0	0	0
Eric Ball	1	0	1	0	0-0	0	0	0
Leo Barker	1	0	1	0	0-0	0	0	0
Barney Bussey	1	0	1	0	0-0	0	0	0
Carl Carter	1	0	1	0	0-0	0	0	0
Mitchell Price	1	0	1	0	0-0	0	0	0
Natu Tuatagaloa	1	0	1	0	0-0	0	0	0
Kevin Walker	0	1	1	0	0-0	0	0	0

MISCELLANEOUS DEFENSE**	ST	AT	TT	FF	FR-YDS
(none)	0	0	0	0	0-0

\* NOTE: The two-point conversion was not instituted in the NFL until 1994.

\*\* NOTE: All defensive statistics above are press box statistics produced at the games.

# 2005 POSTSEASON STATISTICS

## POSTSEASON RECORD: 0-1

HEAD COACH: MARVIN LEWIS  
REGULAR-SEASON RECORD: 11-5  
(1ST IN AFC NORTH)

DATE	W-L	SCORE	OPPONENT	ATTENDANCE
1-8-06*	L	17-31	PITTSBURGH	65,870

\* AFC Wild Card Playoff

TEAM STATISTICS		BENGALS	OPPONENTS
TOTAL FIRST DOWNS	.....19	19	
Rushing	.....4	9	
Passing	.....13	8	
Penalty	.....2	2	
3rd Down: Made-Att	.....9-16	6-11	
3rd Down Pct.	.....56.3	54.5	
4th Down: Made-Att	.....0-1	0-0	
4th Down Pct.	.....0.0	—	
POSSESSION AVG.	.....31:03	28:57	
TOTAL NET YARDS	.....327	346	
Avg. Per Game	.....327.0	346.0	
Total Plays	.....56	56	
Avg. Per Play	.....5.0	6.2	
NET YARDS RUSHING	.....84	144	
Avg. Per Game	.....84.0	144.0	
Total Rushes	.....20	34	
NET YARDS PASSING	.....243	202	
Avg. Per Game	.....243.0	202.0	
Sacked-Yards Lost	.....4-20	1-6	
Gross Yards	.....263	208	
Att.-Completions	.....41-25	21-14	
Completion Pct.	.....61.0	66.7	
Had Intercepted	.....2	0	
PUNTS-AVG.	.....3-43.7	3-47.0	
Net Punting Avg.	.....36.7	35.3	
PENALTIES-YARDS	.....7-90	6-39	
FUMBLES-BALLS LOST	.....2-0	0-0	
TOUCHDOWNS	.....2	4	
Rushing	.....1	1	
Passing	.....1	3	
Returns	.....0	0	

SCORE BY PERIODS	1	2	3	4	OT	PTS
BENGALS	.....10	7	0	0	0	17
OPPONENTS	.....0	14	14	3	0	31

SCORING	TD	TD-R	TD-P	TD-Rt	K-PAT	FG	S	PTS
T.J. Houshmandzadeh	1	0	1	0	—	—	0	6
Rudi Johnson	1	1	0	0	—	—	0	6
Shayne Graham	0	0	0	0	2-2	1-1	0	5
BENGALS	2	1	1	0	2-2	1-1	0	17
OPPONENTS	4	1	3	0	4-4	1-1	0	31

Two-point conversions: None. BENGALS 0-0 (0-0 R, 0-0 P),  
OPPONENTS 0-0 (0-0 R, 0-0 P).

Fumbles-lost: Jon Kilna 1-0, Brad St. Louis 1-0. BENGALS 2-0,  
OPPONENTS 0-0.

PASSING	ATT	CMP	YDS	CMP%	YDS/ATT	TD	TD%	INT	INT%	LG	SKD-YDS	RAT
Jon Kilna	.....40	24	197	60.0	4.93	1	2.5	2	5.0	24	4-20	60.1
Carson Palmer	.....1	1	66	100.0	66.00	0	0.0	0	0.0	66	0-0	118.8
BENGALS	.....41	25	263	61.0	6.41	1	2.4	2	4.9	66	4-20	67.4
OPPONENTS	.....21	14	208	66.7	9.90	3	14.3	0	0.0	54	1-6	138.5

RUSHING	ATT	YDS	AVG	LG	TD
Rudi Johnson	.....13	56	4.3	20t	1
Jon Kilna	.....4	25	6.3	12	0
Chris Perry	.....2	3	1.5	2	0
Kyle Larson	.....1	0	0.0	0	0
BENGALS	.....20	84	4.2	20t	1
OPPONENTS	.....34	144	4.2	26	1

RECEIVING	REC	YDS	AVG	LG	TD
Chris Perry	.....6	11	1.8	6	0
Kevin Walter	.....5	73	14.6	24	0
Chad Johnson	.....4	59	14.8	24	0
T.J. Houshmandzadeh	.....4	25	6.3	8	1
Rudi Johnson	.....2	14	7.0	11	0
Matt Schobel	.....2	11	5.5	8	0
Chris Henry	.....1	66	66.0	66	0
Reggie Kelly	.....1	4	4.0	4	0
BENGALS	.....25	263	10.5	66	1
OPPONENTS	.....14	208	14.9	54	3

INTERCEPTIONS	NO	YDS	AVG	LG	TD
(none)	.....0	0	—	—	0
BENGALS	.....0	0	—	—	0
OPPONENTS	.....2	31	15.5	22	0

PUNTING	NO	YDS	AVG	NET	TB	IN-20	LG	BLK.
Kyle Larson	.....3	131	43.7	36.7	0	0	51	0
BENGALS	.....3	131	43.7	36.7	0	0	51	0
OPPONENTS	.....3	141	47.0	35.3	1	1	49	0

PUNT RETURNS	NO	FC	YDS	AVG	LG	TD
Keiwan Ratliff	.....2	0	15	7.5	8	0
BENGALS	.....2	0	15	7.5	8	0
OPPONENTS	.....2	0	21	10.5	14	0

KICKOFF RETURNS	NO	YDS	AVG	LG	TD
Tab Perry	.....5	119	23.8	32	0
Kevin Walter	.....1	8	8.0	8	0
BENGALS	.....6	127	21.2	32	0
OPPONENTS	.....4	94	23.5	36	0

FIELD GOALS	1-19	20-29	30-39	40-49	50+
Shayne Graham	.....0-0	1-1	0-0	0-0	0-0
BENGALS	.....0-0	1-1	0-0	0-0	0-0
OPPONENTS	.....0-0	1-1	0-0	0-0	0-0

Shayne Graham: (23G).

Opponents: (21G).

DEFENSE*	ST	AT	TT	SKS-YDS	INT-YDS	PD	FF	FR-YDS
David Pollack	.....5	3	8	1-6	0-0	0	0	0-0
Odell Thurman	.....3	5	8	0-0	0-0	0	0	0-0
Kevin Kaesviharn	.....4	2	6	0-0	0-0	0	0	0-0
Ifeanyi Ohaile	.....4	0	4	0-0	0-0	0	0	0-0
Deltha O'Neal	.....4	0	4	0-0	0-0	1	0	0-0
Tory James	.....3	1	4	0-0	0-0	0	0	0-0
Brian Simmons	.....3	1	4	0-0	0-0	0	0	0-0
Justin Smith	.....3	1	4	0-0	0-0	0	0	0-0
Robert Geathers	.....2	0	2	0-0	0-0	1	0	0-0
Landon Johnson	.....0	2	2	0-0	0-0	0	0	0-0
Bryan Robinson	.....1	0	1	0-0	0-0	0	0	0-0
Rashad Bauman	.....0	1	1	0-0	0-0	0	0	0-0
Hannibal Navies	.....0	1	1	0-0	0-0	0	0	0-0
Shaun Smith	.....0	1	1	0-0	0-0	0	0	0-0

SPECIAL TEAMS*	ST	AT	TT	FF	FR-YDS	BP	BFG	BXP
Tony Stewart	.....2	0	2	0	0-0	0	0	0
Patrick Body	.....1	0	1	0	0-0	0	0	0
Shayne Graham	.....1	0	1	0	0-0	0	0	0
Anthony Mitchell	.....1	0	1	0	0-0	0	0	0
Marcus Wilkins	.....1	0	1	0	0-0	0	0	0

MISCELLANEOUS DEFENSE*	ST	AT	TT	FF	FR-YDS
T.J. Houshmandzadeh	.....2	0	2	0	0-0

\* NOTE: All defensive statistics above are press box statistics produced at the games.

# 2009 POSTSEASON STATISTICS

## POSTSEASON RECORD: 0-1

HEAD COACH: MARVIN LEWIS  
REGULAR-SEASON RECORD: 10-6  
(1ST IN AFC NORTH)

DATE	W-L	SCORE	OPPONENT	ATTENDANCE
1-9-10*	L	14-24	N.Y. JETS	63,686

\* AFC Wild Card Playoff

TEAM STATISTICS	BENGALS	OPPONENTS
TOTAL FIRST DOWNS	18	15
Rushing	6	7
Passing	7	8
Penalty	5	0
3rd Down: Made-Att.	5-14	3-12
3rd Down Pct.	35.7	25.0
4th Down: Made-Att.	0-1	0-0
4th Down Pct.	0.0	—
POSSESSION AVG.	26:58	33:02
TOTAL NET YARDS	281	353
Avg. Per Game	281.0	353.0
Total Plays	61	56
Avg. Per Play	4.6	6.3
NET YARDS RUSHING	171	171
Avg. Per Game	171.0	171.0
Total Rushes	22	41
NET YARDS PASSING	110	182
Avg. Per Game	110.0	182.0
Sacked-Yards Lost	3-36	0-0
Gross Yards	146	182
Att.-Completions	36-18	15-12
Completion Pct.	50.0	80.0
Had Intercepted	1	0
PUNTS-AVG.	4-48.0	7-31.4
Net Punting Avg.	36.5	28.1
PENALTIES-YARDS	6-55	9-76
FUMBLES-BALLS LOST	2-1	0-0
TOUCHDOWNS	2	3
Rushing	1	2
Passing	1	1
Returns	0	0

SCORE BY PERIODS	1	2	3	4	OT	PTS
BENGALS	7	0	0	7	0	14
OPPONENTS	0	14	7	3	0	24

SCORING	TD	TD-R	TD-P	TD-Rt	K-PAT	FG	S	PTS
Cedric Benson	1	1	0	0	—	—	0	6
Laveranues Coles	1	0	1	0	—	—	0	6
Shayne Graham	0	0	0	0	2-2	0-2	0	2
BENGALS	2	1	1	0	2-2	0-2	0	14
OPPONENTS	3	2	1	0	3-3	1-1	0	24

Two-point conversions: BENGALS 0-0 (0-0 R, 0-0 P),  
OPPONENTS 0-0 (0-0 R, 0-0 P).

Fumbles-lost: Laveranues Coles 1-1, Carson Palmer 1-0.  
BENGALS 2-1, OPPONENTS 0-0.

PASSING	ATT	CMP	YDS	CMP%	YDS/ATT	TD	TD%	INT	INT%	LG	SKD-YDS	RAT
Carson Palmer	36	18	146	50.0	4.06	1	2.8	1	2.8	19	3-36	58.3
BENGALS	36	18	146	50.0	4.06	1	2.8	1	2.8	19	3-36	58.3
OPPONENTS	15	12	182	80.0	12.13	1	6.7	0	0.0	45t	0-0	139.4

RUSHING	ATT	YDS	AVG	LG	TD
Cedric Benson	21	169	8.0	47t	1
Carson Palmer	1	2	2.0	2	0
BENGALS	22	171	7.8	47t	1
OPPONENTS	41	171	4.2	39t	2

RECEIVING	REC	YDS	AVG	LG	TD
Laveranues Coles	6	48	8.0	13	1
Quan Cosby	3	26	8.7	14	0
Cedric Benson	3	12	4.0	5	0
Chad Johnson	2	28	14.0	19	0
Andre Caldwell	2	25	12.5	13	0
Brian Leonard	2	7	3.5	6	0
BENGALS	18	146	8.1	19	1
OPPONENTS	12	182	15.2	45t	1

INTERCEPTIONS	NO	YDS	AVG	LG	TD
(none)	0	0	—	—	0
BENGALS	0	0	—	—	0
OPPONENTS	1	20	20.0	20	0

PUNTING	NO	YDS	AVG	NET	TB	IN-20	LG	BLK
Kevin Huber	4	192	48.0	36.5	1	0	56	0
BENGALS	4	192	48.0	36.5	1	0	56	0
OPPONENTS	7	220	31.4	28.1	0	3	37	0

PUNT RETURNS	NO	FC	YDS	AVG	LG	TD
Rico Murray	1	0	23	23.0	23	0
Quan Cosby	0	3	0	—	—	0
BENGALS	1	3	23	23.0	23	0
OPPONENTS	2	1	26	13.0	15	0

KICKOFF RETURNS	NO	YDS	AVG	LG	TD
Brian Leonard	3	54	18.0	25	0
Bernard Scott	2	74	37.0	56	0
BENGALS	5	128	25.6	56	0
OPPONENTS	3	56	18.7	31	0

FIELD GOALS	1-19	20-29	30-39	40-49	50+
Shayne Graham	0-0	0-1	0-1	0-0	0-0
BENGALS	0-0	0-1	0-1	0-0	0-0
OPPONENTS	0-0	1-1	0-0	0-0	0-0

Shayne Graham: (35WL, 28WR).  
Opponents: (20G).

DEFENSE*	ST	AT	TT	SKS-YDS	INT-YDS	PD	FF	FR-YDS
Chinedum Ndukwe	7	3	10	0-0	0-0	0	0	0-0
Dhani Jones	4	3	7	0-0	0-0	0	0	0-0
Leon Hall	4	2	6	0-0	0-0	0	0	0-0
Johnathan Joseph	3	2	5	0-0	0-0	0	0	0-0
Tank Johnson	2	3	5	0-0	0-0	0	0	0-0
Jonathan Fanene	4	0	4	0-0	0-0	0	0	0-0
Chris Crocker	3	1	4	0-0	0-0	0	0	0-0
Keith Rivers	3	1	4	0-0	0-0	0	0	0-0
Brandon Johnson	1	3	4	0-0	0-0	2	0	0-0
Domata Peko	1	3	4	0-0	0-0	0	0	0-0
Robert Geathers	1	2	3	0-0	0-0	0	0	0-0
Morgan Trent	1	1	2	0-0	0-0	0	0	0-0

SPECIAL TEAMS*	ST	AT	TT	FF	FR-YDS	BP	BFG	BXP
Michael Johnson	1	1	2	0	0-0	0	0	0
Keith Rivers	1	0	1	0	0-0	0	0	0
Dan Skuta	1	0	1	0	0-0	0	0	0
Brandon Johnson	0	1	1	0	0-0	0	0	0
Brian Leonard	0	1	1	0	0-0	0	0	0
Morgan Trent	0	1	1	0	0-0	0	0	0

MISCELLANEOUS DEFENSE*	ST	AT	TT	FF	FR-YDS
J.P. Foschi	1	0	1	0	0-0
Dennis Roland	1	0	1	0	0-0

\* NOTE: All defensive statistics above are press box statistics produced at the games.

# 2011 POSTSEASON STATISTICS

## POSTSEASON RECORD: 0-1

HEAD COACH: MARVIN LEWIS  
REGULAR-SEASON RECORD: 9-7  
(3RD IN AFC NORTH; WILD CARD QUALIFIER)

DATE	W-L	SCORE	OPPONENT	ATTENDANCE
1-7-12*	L	10-31	at Houston	71,725

\* AFC Wild Card Playoff

TEAM STATISTICS		BENGALS	OPPONENTS
TOTAL FIRST DOWNS	.....	21	19
Rushing	.....	8	9
Passing	.....	11	9
Penalty	.....	2	1
3rd Down: Made-Att	.....	6-13	6-12
3rd Down Pct.	.....	46.2	50.0
4th Down: Made-Att	.....	0-2	0-0
4th Down Pct.	.....	0.0	—
POSSESSION AVG.	.....	30:17	29:43
TOTAL NET YARDS	.....	300	340
Avg. Per Game	.....	300.0	340.0
Total Plays	.....	65	57
Avg. Per Play	.....	4.6	6.0
NET YARDS RUSHING	.....	76	188
Avg. Per Game	.....	76.0	188.0
Total Rushes	.....	19	35
NET YARDS PASSING	.....	224	152
Avg. Per Game	.....	224.0	152.0
Sacked-Yards Lost	.....	4-33	2-7
Gross Yards	.....	257	159
Att.-Completions	.....	42-27	20-11
Completion Pct.	.....	64.3	55.0
Had Intercepted	.....	3	0
PUNTS-AVG.	.....	3-48.3	5-50.2
Net Punting Avg.	.....	44.3	42.2
PENALTIES-YARDS	.....	3-25	5-87
FUMBLES-BALLS LOST	.....	1-0	0-0
TOUCHDOWNS	.....	1	4
Rushing	.....	1	2
Passing	.....	0	1
Returns	.....	0	1

SCORE BY PERIODS	1	2	3	4	OT	PTS
BENGALS	7	3	0	0	0	10
OPPONENTS	7	10	7	7	0	31

SCORING	TD	TD-R	TD-P	TD-Rt	K-PAT	FG	S	PTS
Cedric Benson	1	1	0	0	—	—	—	6
Mike Nugent	0	0	0	0	1-1	1-2	0	4
BENGALS	1	1	0	0	1-1	1-2	0	10
OPPONENTS	4	2	1	1	4-4	1-1	0	31

Two-point conversions: None. BENGALS 0-0 (0-0 R, 0-0 P),  
OPPONENTS 0-0 (0-0 R, 0-0 P).

Fumbles-lost: Andy Dalton 1-0. BENGALS 1-0, OPPONENTS 0-0.

PASSING	ATT	CMP	YDS	CMP%	YDS/ATT	TD	TD%	INT	INT%	LG	SKD-YDS	RAT
Andy Dalton	42	27	257	64.3	6.12	0	0.0	3	7.1	36	4-33	51.4
BENGALS	42	27	257	64.3	6.12	0	0.0	3	7.1	36	4-33	51.4
OPPONENTS	20	11	159	55.0	7.95	1	5.0	0	0.0	40t	2-7	97.7

RUSHING	ATT	YDS	AVG	LG	TD
Brian Leonard	3	34	11.3	19	0
Andy Dalton	3	17	5.7	15	0
Cedric Benson	7	14	2.0	7	1
Bernard Scott	6	11	1.8	4	0
BENGALS	19	76	4.0	19	1
OPPONENTS	35	188	5.4	42t	2

RECEIVING	REC	YDS	AVG	LG	TD
Brian Leonard	6	36	6.0	16	0
A.J. Green	5	47	9.4	21	0
Jermaine Gresham	5	46	9.2	16	0
Jerome Simpson	3	33	11.0	16	0
Bernard Scott	3	29	9.7	11	0
Ryan Whalen	2	24	12.0	20	0
Donald Lee	1	36	36.0	36	0
Andrew Hawkins	1	8	8.0	8	0
Cedric Benson	1	-2	-2.0	-2	0
BENGALS	27	257	9.5	36	0
OPPONENTS	11	159	14.5	40t	1

INTERCEPTIONS	NO	YDS	AVG	LG	TD
(none)	0	0	—	—	0
BENGALS	0	0	—	—	0
OPPONENTS	3	28	9.3	29t	1

PUNTING	NO	YDS	AVG	NET	TB	IN-20	LG	BLK.
Kevin Huber	3	145	48.3	44.3	0	1	55	0
BENGALS	3	145	48.3	44.3	0	1	55	0
OPPONENTS	5	251	50.2	42.2	1	2	56	0

PUNT RETURNS	NO	FC	YDS	AVG	LG	TD
Brandon Tate	3	1	20	6.7	8	0
BENGALS	3	1	20	6.7	8	0
OPPONENTS	3	0	12	4.0	7	0

KICKOFF RETURNS	NO	YDS	AVG	LG	TD
Brandon Tate	1	22	22.0	22	0
BENGALS	1	22	22.0	22	0
OPPONENTS	0	0	—	—	0

FIELD GOALS	1-19	20-29	30-39	40-49	50+
Mike Nugent	0-0	0-0	1-1	0-0	0-1
BENGALS	0-0	0-0	1-1	0-0	0-1
OPPONENTS	0-0	0-0	1-1	0-0	0-0

Mike Nugent: (50WR, 37G).

Opponents: (39G).

DEFENSE*	ST	AT	TT	SKS-YDS	INT-YDS	PD	FF	FR-YDS
Thomas Howard	6	0	6	0-0	0-0	0	0	0-0
Jonathan Fanene	5	1	6	0-0	0-0	1	0	0-0
Reggie Nelson	5	1	6	1-7	0-0	0	0	0-0
Manny Lawson	4	1	5	0-0	0-0	0	0	0-0
Adam Jones	4	0	4	0-0	0-0	0	0	0-0
Domata Peko	4	0	4	0-0	0-0	0	0	0-0
Geno Atkins	3	1	4	1-0	0-0	0	0	0-0
Nate Clements	3	0	3	0-0	0-0	1	0	0-0
Robert Geathers	2	1	3	0-0	0-0	0	0	0-0
Rey Mauluga	1	2	3	0-0	0-0	0	0	0-0
Chris Crocker	2	0	2	0-0	0-0	1	0	0-0
Kelly Jennings	2	0	2	0-0	0-0	0	0	0-0
Frostee Rucker	1	1	2	0-0	0-0	0	0	0-0
Carlos Dunlap	1	0	1	0-0	0-0	0	0	0-0
Dan Skuta	1	0	1	0-0	0-0	0	0	0-0

SPECIAL TEAMS*	ST	AT	TT	FF	FR-YDS	BP	BFG	BXP
Clark Harris	1	0	1	0	0-0	0	0	0
Jeromy Miles	1	0	1	0	0-0	0	0	0
Gibril Wilson	1	0	1	0	0-0	0	0	0

MISCELLANEOUS DEFENSE*	ST	AT	TT	FF	FR-YDS
(none)	0	0	0	0	0-0

\* NOTE: All defensive statistics above are press box statistics produced at the games.

# 2012 POSTSEASON STATISTICS

## POSTSEASON RECORD: 0-1

HEAD COACH: MARVIN LEWIS  
REGULAR-SEASON RECORD: 10-6  
(2ND IN AFC NORTH; WILD CARD QUALIFIER)

DATE	W-L	SCORE	OPPONENT	ATTENDANCE
1-5-13*	L	13-19	at Houston	71,738

\* AFC Wild Card Playoff

TEAM STATISTICS		BENGALS	OPPONENTS
TOTAL FIRST DOWNS	.....	12	24
Rushing	.....	5	8
Passing	.....	5	13
Penalty	.....	2	3
3rd Down: Made-Att	.....	0-9	8-17
3rd Down Pct.	.....	0.0	47.1
4th Down: Made-Att	.....	1-2	0-1
4th Down Pct.	.....	0.0	0.0
POSSESSION AVG.	.....	21:11	38:49
TOTAL NET YARDS	.....	198	420
Avg. Per Game	.....	198.0	420.0
Total Plays	.....	48	77
Avg. Per Play	.....	4.1	5.5
NET YARDS RUSHING	.....	80	158
Avg. Per Game	.....	80.0	158.0
Total Rushes	.....	16	39
NET YARDS PASSING	.....	118	262
Avg. Per Game	.....	118.0	262.0
Sacked-Yards Lost	.....	2-9	0-0
Gross Yards	.....	127	262
Att.-Completions	.....	30-14	38-29
Completion Pct.	.....	46.7	76.3
Had Intercepted	.....	1	1
PUNTS-AVG.	.....	5-46.6	3-42.0
Net Punting Avg.	.....	43.8	38.0
PENALTIES-YARDS	.....	5-51	7-55
FUMBLES-BALLS LOST	.....	1-0	0-0
TOUCHDOWNS	.....	1	1
Rushing	.....	0	1
Passing	.....	0	0
Returns	.....	1	0

SCORE BY PERIODS	1	2	3	4	OT	PTS
BENGALS	0	7	3	3	0	13
OPPONENTS	3	6	7	3	0	19

SCORING	TD	TD-R	TD-P	TD-Rt	K-PAT	FG	S	PTS
Josh Brown	0	0	0	0	1-1	2-2	0	7
Leon Hall	1	0	0	1	—	—	0	6
BENGALS	1	0	0	1	1-1	2-2	0	13
OPPONENTS	1	1	0	0	1-1	4-4	0	19

Two-point conversions: None. BENGALS 0-0 (0-0 R, 0-0 P),  
OPPONENTS 0-0 (0-0 R, 0-0 P).

Fumbles-lost: Brandon Tate 1-0. BENGALS 1-0, OPPONENTS 0-0.

PASSING	ATT	CMP	YDS	CMP%	YDS/ATT	TD	TD%	INT	INT%	LG	SKD-YDS	RAT
Andy Dalton	30	14	127	46.7	4.23	0	0.0	1	3.3	45	2-9	44.7
BENGALS	30	14	127	46.7	4.23	0	0.0	1	3.3	45	2-9	44.7
OPPONENTS	38	29	262	76.3	6.89	0	0.0	1	2.6	22	0-0	83.4

RUSHING	ATT	YDS	AVG	LG	TD
BenJarvus Green-Ellis	11	63	5.7	29	0
Andy Dalton	4	15	3.8	12	0
Brian Leonard	1	2	2.0	2	0
BENGALS	16	80	5.0	29	0
OPPONENTS	39	158	4.1	17	1

RECEIVING	REC	YDS	AVG	LG	TD
A.J. Green	5	80	16.0	45	0
Marvin Jones	3	34	11.3	15	0
Andrew Hawkins	2	15	7.5	8	0
Jermaine Gresham	2	7	3.5	6	0
BenJarvus Green-Ellis	2	-9	-4.5	-3	0
BENGALS	14	127	9.1	45	0
OPPONENTS	29	262	9.0	22	0

INTERCEPTIONS	NO	YDS	AVG	LG	TD
Leon Hall	1	21	21.0	21t	1
BENGALS	1	21	21.0	21t	1
OPPONENTS	1	14	14.0	14	0

PUNTING	NO	YDS	AVG	NET	TB	IN-20	LG	BLK
Kevin Huber	5	233	46.6	43.8	0	3	53	0
BENGALS	5	233	46.6	43.8	0	3	53	0
OPPONENTS	3	126	42.0	38.0	0	1	48	0

PUNT RETURNS	NO	FC	YDS	AVG	LG	TD
Brandon Tate	2	0	12	6.0	12	0
Adam Jones	1	0	0	0.0	0	0
BENGALS	3	0	12	4.0	12	0
OPPONENTS	2	3	14	7.0	11	0

KICKOFF RETURNS	NO	YDS	AVG	LG	TD
Adam Jones	4	103	25.8	34	0
Cedric Peerman	1	10	10.0	10	0
Brandon Tate	1	43	43.0	43	0
BENGALS	6	156	26.0	43	0
OPPONENTS	2	47	23.5	26	0

FIELD GOALS	1-19	20-29	30-39	40-49	50+
Josh Brown	0-0	0-0	1-1	1-1	0-0
BENGALS	0-0	0-0	1-1	1-1	0-0
OPPONENTS	0-0	3-3	0-0	1-1	0-0

Josh Brown: (34G, 47G).  
Opponents: (48G, 27G, 22G, 24G).

DEFENSE*	ST	AT	TT	SKS-YDS	INT-YDS	PD	FF	FR-YDS
Reggie Nelson	9	1	10	0-0	0-0	0	0	0-0
Rey Mauluga	6	4	10	0-0	0-0	0	0	0-0
Nate Clements	8	1	9	0-0	0-0	0	0	0-0
Terence Newman	7	0	7	0-0	0-0	1	0	0-0
Vontaze Burfict	4	2	6	0-0	0-0	0	0	0-0
Leon Hall	4	0	4	0-0	1-21	1	0	0-0
Pat Sims	4	0	4	0-0	0-0	0	0	0-0
Domata Peko	3	1	4	0-0	0-0	0	0	0-0
Robert Geathers	2	2	4	0-0	0-0	0	0	0-0
Carlos Dunlap	2	1	3	0-0	0-0	0	0	0-0
Geno Atkins	1	2	3	0-0	0-0	0	0	0-0
Manny Lawson	2	0	2	0-0	0-0	0	0	0-0
Michael Johnson	1	1	2	0-0	0-0	0	0	0-0
Emmanuel Lamur	1	1	2	0-0	0-0	0	0	0-0
Adam Jones	1	0	1	0-0	0-0	1	0	0-0
Dan Skuta	1	0	1	0-0	0-0	0	0	0-0
Wallace Gilberry	0	1	1	0-0	0-0	0	0	0-0

SPECIAL TEAMS*	ST	AT	TT	FF	FR-YDS	BP	BFG	BXP
Ryan Whalen	2	0	2	0	0-0	0	0	0
Clark Harris	1	0	1	0	0-0	0	0	0
Cedric Peerman	1	0	1	0	0-0	0	0	0

MISCELLANEOUS DEFENSE*	ST	AT	TT	FF	FR-YDS
Clint Boling	1	0	1	0	0-0

\* NOTE: All defensive statistics above are press box statistics produced at the games.

# 2013 POSTSEASON STATISTICS

## POSTSEASON RECORD: 0-1

HEAD COACH: MARVIN LEWIS  
REGULAR-SEASON RECORD: 11-5  
(1ST IN AFC NORTH)

DATE	W-L	SCORE	OPPONENT	ATTENDANCE
1-5-14*	L	10-27	SAN DIEGO	62,277

\* AFC Wild Card Playoff

TEAM STATISTICS		BENGALS	OPPONENTS
TOTAL FIRST DOWNS	.....	27	16
Rushing	.....	6	6
Passing	.....	20	9
Penalty	.....	1	1
3rd Down: Made-Att	.....	3-12	4-12
3rd Down Pct.	.....	25.0	33.3
4th Down: Made-Att	.....	1-3	0-0
4th Down Pct.	.....	33.3	0.0
POSSESSION AVG.	.....	30:32	29:28
TOTAL NET YARDS	.....	439	318
Avg. Per Game	.....	439.0	318.0
Total Plays	.....	79	57
Avg. Per Play	.....	5.6	5.6
NET YARDS RUSHING	.....	113	196
Avg. Per Game	.....	113.0	196.0
Total Rushes	.....	25	40
NET YARDS PASSING	.....	326	122
Avg. Per Game	.....	326.0	122.0
Sacked-Yards Lost	.....	3-8	1-6
Gross Yards	.....	334	128
Att.-Completions	.....	51-29	16-12
Completion Pct.	.....	56.9	75.0
Had Intercepted	.....	2	0
PUNTS-AVG.	.....	3-39.3	6-43.2
Net Punting Avg.	.....	32.7	42.2
PENALTIES-YARDS	.....	4-38	5-28
FUMBLES-BALLS LOST	.....	3-2	0-0
TOUCHDOWNS	.....	1	3
Rushing	.....	0	2
Passing	.....	1	1
Returns	.....	0	0

SCORE BY PERIODS	1	2	3	4	OT	PTS
BENGALS	0	10	0	0	0	10
OPPONENTS	7	0	10	10	0	27

SCORING	TD	TD-R	TD-P	TD-Rt	K-PAT	FG	S	PTS
Jermaine Gresham	1	0	1	0	—	—	—	6
Mike Nugent	0	0	0	0	1-1	1-1	0	4
BENGALS	1	0	1	0	1-1	1-1	0	10
OPPONENTS	3	2	1	0	3-3	2-2	0	27

Two-point conversions: None. BENGALS 0-0 (0-0 R, 0-0 P),  
OPPONENTS 0-0 (0-0 R, 0-0 P).

Fumbles-lost: Andy Dalton 2-1, Giovanni Bernard 1-1. BENGALS 3-2, OPPONENTS 0-0.

PASSING	ATT	CMP	YDS	CMP%	YDS/ATT	TD	TD%	INT	INT%	LG	SKD-YDS	RAT
Andy Dalton	51	29	334	56.9	6.55	1	2.0	2	3.9	49	3-8	67.0
BENGALS	51	29	334	56.9	6.55	1	2.0	2	3.9	49	3-8	67.0
OPPONENTS	16	12	128	75.0	8.00	1	6.3	0	0.0	33	1-6	118.8

RUSHING	ATT	YDS	AVG	LG	TD
Giovani Bernard	12	45	3.8	12	0
BenJarvus Green-Ellis	8	42	5.3	12	0
Andy Dalton	5	26	5.2	12	0
BENGALS	25	113	4.5	12	0
OPPONENTS	40	196	4.9	58t	2

RECEIVING	REC	YDS	AVG	LG	TD
Marvin Jones	8	130	16.3	49	0
Giovani Bernard	7	73	10.4	17	0
Jermaine Gresham	7	64	9.1	13	1
A.J. Green	3	34	11.3	14	0
Andrew Hawkins	3	20	6.7	10	0
Mohamed Sanu	1	13	13.0	13	0
BENGALS	29	334	11.5	49	1
OPPONENTS	12	128	10.7	33	1

INTERCEPTIONS	NO	YDS	AVG	LG	TD
(none)	0	0	—	—	0
BENGALS	0	0	—	—	0
OPPONENTS	2	33	16.5	30	0

PUNTING	NO	YDS	AVG	NET	TB	IN-20	LG	BLK.
Zoltan Mesko	3	118	39.3	32.7	1	2	50	0
BENGALS	3	118	39.3	32.7	1	2	50	0
OPPONENTS	6	259	43.2	42.2	0	2	51	0

PUNT RETURNS	NO	FC	YDS	AVG	LG	TD
Brandon Tate	3	3	6	2.0	12	0
BENGALS	3	3	6	2.0	12	0
OPPONENTS	0	2	0	—	—	0

KICKOFF RETURNS	NO	YDS	AVG	LG	TD
Brandon Tate	5	128	25.6	33	0
Cedric Peerman	1	23	23.0	23	0
BENGALS	6	151	25.2	33	0
OPPONENTS	1	23	23.0	23	0

FIELD GOALS	1-19	20-29	30-39	40-49	50+
Mike Nugent	0-0	0-0	0-0	0-0	1-1
BENGALS	0-0	0-0	0-0	1-1	0-0
OPPONENTS	0-0	2-2	0-0	0-0	0-0

Mike Nugent: (46G).  
Opponents: (25G, 23G).

DEFENSE*	ST	AT	TT	SKS-YDS	INT-YDS	PD	FF	FR-YDS
Rey Mauluga	12	3	15	0-0	0-0	0	0	0-0
Adam Jones	7	0	7	0-0	0-0	0	0	0-0
Vontaze Burfict	2	5	7	0.5-3	0-0	0	0	0-0
Brandon Thompson	3	2	5	0-0	0-0	0	0	0-0
Reggie Nelson	4	0	4	0-0	0-0	0	0	0-0
Carlos Dunlap	2	2	4	0-0	0-0	0	0	0-0
James Harrison	3	0	3	0-0	0-0	0	0	0-0
Wallace Gilberry	2	1	3	0-0	0-0	0	0	0-0
George Iloka	2	0	2	0-0	0-0	0	0	0-0
Dre Kirkpatrick	2	0	2	0-0	0-0	0	0	0-0
Domata Peko	2	0	2	0-0	0-0	0	0	0-0
Chris Crocker	1	1	2	0.5-3	0-0	0	0	0-0
Michael Johnson	1	0	1	0-0	0-0	0	0	0-0

SPECIAL TEAMS*	ST	AT	TT	FF	FR-YDS	BP	BFG	BXP
Vincent Rey	1	0	1	0	0-0	0	0	0

MISCELLANEOUS DEFENSE*	ST	AT	TT	FF	FR-YDS
Giovani Bernard	1	0	1	0	0-0
Tyler Eifert	1	0	1	0	0-0
Marvin Jones	1	0	1	0	0-0
Mohamed Sanu	1	0	1	0	0-0

\* NOTE: All defensive statistics above are press box statistics produced at the games.

# 2014 POSTSEASON STATISTICS

## POSTSEASON RECORD: 0-1

HEAD COACH: MARVIN LEWIS  
REGULAR-SEASON RECORD: 10-5-1  
(2ND IN AFC NORTH; WILD CARD QUALIFIER)

DATE	W-L	SCORE	OPPONENT	ATTENDANCE
1-4-15*	L	10-26	at Indianapolis	63,385

\* AFC Wild Card Playoff

TEAM STATISTICS		BENGALS	OPPONENTS
TOTAL FIRST DOWNS	.....14	22	
Rushing	.....6	6	
Passing	.....7	15	
Penalty	.....1	1	
3rd Down: Made-Att	.....6-15	6-14	
3rd Down Pct.	.....40.0	42.9	
4th Down: Made-Att	.....0-0	0-0	
4th Down Pct.	.....0.0	0.0	
POSSESSION AVG.	.....25:50	34:10	
TOTAL NET YARDS	.....254	482	
Avg. Per Game	.....254.0	482.0	
Total Plays	.....59	70	
Avg. Per Play	.....4.3	6.9	
NET YARDS RUSHING	.....110	114	
Avg. Per Game	.....110.0	114.0	
Total Rushes	.....21	25	
NET YARDS PASSING	.....144	368	
Avg. Per Game	.....144.0	368.0	
Sacked-Yards Lost	.....3-11	1-8	
Gross Yards	.....155	376	
Att.-Completions	.....35-18	44-31	
Completion Pct.	.....51.4	70.5	
Had Intercepted	.....0	0	
PUNTS-AVG.	.....8-47.5	4-51.5	
Net Punting Avg.	.....43.1	36.5	
PENALTIES-YARDS	.....6-45	9-66	
FUMBLES-BALLS LOST	.....1-1	2-1	
TOUCHDOWNS	.....1	2	
Rushing	.....1	1	
Passing	.....0	1	
Returns	.....0	0	

SCORE BY PERIODS	1	2	3	4	OT	PTS
BENGALS	7	3	0	0	0	10
OPPONENTS	7	6	10	3	0	26

SCORING	TD	TD-R	TD-P	TD-Rt	K-PAT	FG	S	PTS
Jeremy Hill	1	1	0	0	—	—	0	6
Mike Nugent	0	0	0	0	1-1	1-1	0	4
BENGALS	1	1	0	0	1-1	1-1	0	10
OPPONENTS	2	1	1	0	2-2	4-4	0	26

Two-point conversions: None. BENGALS 0-0 (0-0 R, 0-0 P),  
OPPONENTS 0-0 (0-0 R, 0-0 P).

Fumbles-lost: Andy Dalton 1-1. BENGALS 1-1, OPPONENTS 2-1.

PASSING	ATT	CMP	YDS	CMP%	YDS/ATT	TD	TD%	INT	INT%	LG	SKD-YDS	RAT
Andy Dalton	35	18	155	51.4	4.43	0	0.0	0	0.0	26	3-11	63.4
BENGALS	35	18	155	51.4	4.43	0	0.0	0	0.0	26	3-11	63.4
OPPONENTS	44	31	376	70.5	8.55	1	2.3	0	0.0	45	1-8	104.0

RUSHING	ATT	YDS	AVG	LG	TD
Jeremy Hill	13	47	3.6	18	1
Andy Dalton	4	34	8.5	16	0
Rex Burkhead	1	23	23.0	23	0
Giovani Bernard	3	6	2.0	6	0
BENGALS	21	110	5.2	23	1
OPPONENTS	25	114	4.6	27	1

RECEIVING	REC	YDS	AVG	LG	TD
Giovani Bernard	8	46	5.8	13	0
Ryan Hewitt	3	37	12.3	14	0
Rex Burkhead	3	34	11.3	26	0
Mohamed Sanu	3	31	10.3	11	0
Kevin Brock	1	7	7.0	7	0
BENGALS	18	155	8.6	26	0
OPPONENTS	31	376	12.1	45	1

INTERCEPTIONS	NO	YDS	AVG	LG	TD
(none)	0	0	—	—	0
BENGALS	0	0	—	—	0
OPPONENTS	0	0	—	—	0

PUNTING	NO	YDS	AVG	NET	TB	IN-20	LG	BLK
Kevin Huber	8	380	47.5	43.1	0	3	62	0
BENGALS	8	380	47.5	43.1	0	3	62	0
OPPONENTS	4	206	51.5	36.5	2	0	68	0

PUNT RETURNS	NO	FC	YDS	AVG	LG	TD
Brandon Tate	1	0	19	19.0	19	0
Adam Jones	1	0	1	1.0	1	0
BENGALS	2	0	20	10.0	19	0
OPPONENTS	5	2	35	7.0	15	0

KICKOFF RETURNS	NO	YDS	AVG	LG	TD
Adam Jones	3	80	26.7	32	0
BENGALS	3	80	26.7	32	0
OPPONENTS	3	76	25.3	38	0

FIELD GOALS	1-19	20-29	30-39	40-49	50+
Mike Nugent	0-0	0-0	0-0	0-0	1-1
BENGALS	0-0	0-0	0-0	0-0	1-1
OPPONENTS	0-0	2-2	1-1	0-0	1-1

Mike Nugent: (57G).  
Opponents: (38G, 29G, 22G, 53G).

DEFENSE*	ST	AT	TT	SKS-YDS	INT-YDS	PD	FF	FR-YDS
Vincent Rey	5	6	11	0-0	0-0	0	1	0-0
Emmanuel Lamur	6	0	6	0-0	0-0	0	0	0-0
Adam Jones	4	2	6	0-0	0-0	0	0	0-0
Reggie Nelson	4	1	5	0-0	0-0	0	0	1-6
Marquis Flowers	3	2	5	0-0	0-0	0	0	0-0
George Iloka	2	3	5	0-0	0-0	0	0	0-0
Brandon Thompson	2	2	4	0-0	0-0	0	0	0-0
Terence Newman	3	0	3	0-0	0-0	1	0	0-0
Geno Atkins	2	1	3	0.5-4	0-0	0	0	0-0
Dre Kirkpatrick	2	1	3	0-0	0-0	1	0	0-0
Domata Peko	1	2	3	0-0	0-0	0	0	0-0
Darqueze Dennard	2	0	2	0-0	0-0	0	1	0-0
Rey Mauluga	2	0	2	0-0	0-0	1	0	0-0
Carlos Dunlap	1	1	2	0-0	0-0	0	0	0-0
Leon Hall	1	1	2	0-0	0-0	1	0	0-0
Wallace Gilberry	0	2	2	0-0	0-0	0	0	0-0
Margus Hunt	0	2	2	0.5-4	0-0	0	0	0-0

SPECIAL TEAMS*	ST	AT	TT	FF	FR-YDS	BP	BFG	BXP
Clark Harris	1	2	3	0	0-0	0	0	0
Taylor Mays	2	0	2	0	0-0	0	0	0
Cedric Peerman	0	2	2	0	0-0	0	0	0
Ryan Hewitt	1	0	1	0	0-0	0	0	0
Dre Kirkpatrick	1	0	1	0	0-0	0	0	0
Nico Johnson	0	1	1	0	0-0	0	0	0
Shawn Williams	0	1	1	0	0-0	0	0	0

MISCELLANEOUS DEFENSE*	ST	AT	TT	FF	FR-YDS
Clint Boling	1	0	1	0	0-0

\* NOTE: All defensive statistics above are press box statistics produced at the games.



# POSTSEASON GAME SUMMARIES

## 1970 SEASON

### AFC DIVISIONAL PLAYOFF

**Baltimore Colts 17, Cincinnati Bengals 0**  
**Saturday, Dec. 26, 1970 at Memorial Stadium**

In their first season in the NFL after two in the American Football League, the Bengals made a furious run to reach the playoffs, winning their last seven games after a 1-6 start and claiming the first AFC Central Division title. But the powerful Colts, who would go on to defeat Dallas in Super Bowl V, were too much for Cincinnati. Legendary Baltimore QB Johnny Unitas threw TD passes to WRs Roy Jefferson and Ed Hinton in the first and fourth quarters, and the Baltimore defense came through on a cold, windy day, limiting Cincinnati to 63 yards rushing and 76 passing. Colts rookie RB Norm Bulaich rushed for 116 yards on 25 carries. Jim O'Brien, the Colts kicker from the University of Cincinnati, kicked a 44-yard FG. O'Brien would wind up making the game-winning FG as time expired in Super Bowl V. Cincinnati's lone scoring attempt, a 50-yard FG try by K Horst Muhlmann, was blocked by LB Ray May.

SCORE BY PERIODS	1	2	3	4	OT	PTS.
Cincinnati.....	0	0	0	0	—	0
Baltimore.....	7	3	0	7	—	17

TEAM — SCORING PLAY	QTR.-LEFT
Balt. — Jefferson 45 pass from Unitas (O'Brien kick).....	1-0:59
Balt. — O'Brien 44 field goal.....	2-7:37
Balt. — Hinton 53 pass from Unitas (O'Brien kick).....	4-7:07

Missed FGs: O'Brien (50B, 44WR), Muhlmann (50B).  
 Attendance: 51,127. Time: 2:19.

TEAM STATISTICS	CIN.	BALT.
First downs.....	7	15
Third down conversions-attempts.....	3-14	6-14
Total net yards.....	139	299
Net yards rushing.....	63	170
Net yards passing.....	76	129
Pass attempts-completions-interceptions.....	21-8-1	17-6-0
Sacks against-yards lost.....	3-17	2-16
Punts-average.....	8-39.1	6-38.3
Punt returns-yards.....	2-6	7-28
Kickoff returns-yards.....	3-46	1-0
Penalties-yards.....	1-5	6-63
Fumbles-lost.....	1-0	0-0
Time of possession.....	NA	NA

#### RUSHING

CIN.	ATT	YDS	LG	TD	BALT.	ATT	YDS	LG	TD
Robinson	5	25	9	0	Bulaich	25	116	13	0
Carter	2	16	9	0	Nowatzke	10	25	6	0
Phillips	10	12	4	0	Unitas	2	18	17	0
Lewis	3	10	9	0	Hill	3	11	8	0
Johnson	2	0	3	0	Jefferson	3	5	8	0
					Havrilak	3	0	1	0
					Hinton	1	-5	-5	0
TOTALS	22	63	9	0	TOTALS	47	170	17	0

#### PASSING

CIN.	ATT	CMP	YDS	TD-I	BALT.	ATT	CMP	YDS	TD-I
Carter	20	7	64	0-1	Unitas	17	6	145	2-0
Wyche	1	1	29	0-0					
TOTALS	21	8	93	0-1	TOTALS	17	6	145	2-0

#### RECEIVING

CIN.	NO	YDS	LG	TD	BALT.	NO	YDS	LG	TD
Myers	4	66	29	0	Hinton	3	86	53t	1
Phillips	2	12	6	0	Jefferson	2	51	45t	1
Thomas	1	9	9	0	Mackey	1	8	8	0
Johnson	1	6	6	0					
TOTALS	8	93	29	0	TOTALS	6	145	53t	2

#### DEFENSE

Cincinnati (press box stats) — ST-AT-TT: Bergey 7-7-14, Chomyszak 5-6-11, Avery 5-4-9, Beauchamp 6-2-8, Berry 4-4-8, Dyer 3-5-8, Reid 6-1-7, Carpenter 4-2-6, Parrish 4-0-4, Smith 3-0-3, Roman 2-1-3, Baccaglio 2-0-2, Lamb 1-1-2, Guillory 1-0-1, Johnson 1-0-1, Peterson 1-0-1, Riley 0-1-1. SKS.-YDS.: Berry 1-8, Chomyszak 1-8. INT.-YDS.: None. PD: Riley 2, Berry 1, Chomyszak 1, Parrish 1. FF: NA. FR-YDS.: None.

Baltimore (press box stats) — ST-AT-TT: M.Curtis 5-3-8, Volk 6-1-7, May 5-0-5, Hilton 1-4-5, Duncan 3-1-4, Bi.Smith 3-1-4, Logan 2-1-3, Bu.Smith 2-1-3, Hendricks 1-1-2, Miller 1-1-2, Grant 2-0-2, Gardin 1-0-1, Newsome 1-0-1, Nichols 1-0-1. SKS.-YDS.: Bu.Smith 1-9, Miller 1-3, Hilton 0.5-2.5, Bi.Smith 0.5-2.5. INT.-YDS.: M.Curtis 1-0. PD: Duncan 3, Logan 2, Stukes 2, M.Curtis 1, Volk 1. FF: NA. FR-YDS.: None.

## 1973 SEASON

### AFC DIVISIONAL PLAYOFF

**Miami Dolphins 34, Cincinnati Bengals 16**  
**Sunday, Dec. 23, 1973 at the Orange Bowl**

As was the case in their first postseason appearance three years earlier, the Bengals lost in the opening playoff round to the team that would go on to win the Super Bowl. The Bengals had tied Pittsburgh at 10-4 atop the AFC Central Division and won the title by virtue of a better AFC record. Miami took the first step toward a Super Bowl VIII win over Minnesota by outgaining Cincinnati 400-194 in net yards and posting 27 first downs to Cincinnati's 11. Cincinnati trailed only 21-16 at halftime after being down 21-3 midway through the second quarter, but the Dolphins shut out Cincinnati in the second half while getting a seven-yard TD pass from QB Bob Griese to TE Jim Mandich and a pair of FGs from K Garo Yepremian. Miami RB Mercury Morris rushed for 106 yards on 20 carries and FB Larry Csonka had 71 yards on 20 carries. The Bengals did not score an offensive TD, getting their only TD on a 45-yard INT return by S Neal Craig. Horst Muhlmann kicked three FGs for Cincinnati.

SCORE BY PERIODS	1	2	3	4	OT	PTS.
Cincinnati.....	3	13	0	0	—	16
Miami.....	14	7	10	3	—	34

TEAM — SCORING PLAY	QTR.-LEFT
Mia. — Warfield 13 pass from Griese (Yepremian kick).....	1-9:37
Cin. — Muhlmann 24 field goal.....	1-5:38
Mia. — Csonka 1 run (Yepremian kick).....	1-0:21
Mia. — Morris 4 run (Yepremian kick).....	2-7:37
Cin. — Craig 45 interception return (Muhlmann kick).....	2-3:26
Cin. — Muhlmann 46 field goal.....	2-0:08
Cin. — Muhlmann 12 field goal.....	2-0:04
Mia. — Mandich 7 pass from Griese (Yepremian kick).....	3-9:42
Mia. — Yepremian 50 field goal.....	3-4:48
Mia. — Yepremian 46 field goal.....	4-11:20

Missed FGs: None. Attendance: 74,770. Time: 2:36.

TEAM STATISTICS	CIN.	MIA.
First downs.....	11	27
Third down conversions-attempts.....	5-14	10-14
Total net yards.....	194	400
Net yards rushing.....	97	241
Net yards passing.....	97	159
Pass attempts-completions-interceptions.....	27-14-1	19-11-2
Sacks against-yards lost.....	3-16	0-0
Punts-average.....	7-36.3	2-49.0
Punt returns-yards.....	2-26	2-6
Kickoff returns-yards.....	2-42	2-14
Penalties-yards.....	2-19	1-5
Fumbles-lost.....	0-0	2-1
Time of possession.....	NA	NA

#### RUSHING

CIN.	ATT	YDS	LG	TD	MIA.	ATT	YDS	LG	TD
Clark	7	40	15	0	Morris	20	106	18	1
Anderson	3	26	22	0	Csonka	20	71	12	1
E.Johnson	2	17	14	0	Kiick	10	51	27	0
Elliott	7	15	5	0	Leigh	1	8	8	0
Curtis	1	-1	-1	0	Nottingham	1	5	5	0
TOTALS	20	97	22	0	TOTALS	52	241	27	2

#### PASSING

CIN.	ATT	CMP	YDS	TD-I	MIA.	ATT	CMP	YDS	TD-I
Anderson	27	14	113	0-1	Griese	18	11	159	2-1
					Briscoe	1	0	0	0-1
TOTALS	27	14	113	0-1	TOTALS	19	11	159	2-2

#### RECEIVING

CIN.	NO	YDS	LG	TD	MIA.	NO	YDS	LG	TD
Elliott	9	53	16	0	Warfield	4	95	48	1
Joiner	2	33	18	0	Mandich	3	28	13	1
Clark	2	18	12	0	Kiick	3	19	8	0
Curtis	1	9	9	0	Briscoe	1	17	17	0
TOTALS	14	113	18	0	TOTALS	11	159	48	2

#### DEFENSE

Cincinnati (press box stats) — ST-AT-TT: Bergey 7-5-12, Carpenter 7-5-12, Beauchamp 9-2-11, Casanova 9-1-10, Berry 5-1-6, White 5-0-5, Riley 4-1-5, Avery 3-2-5, Craig 3-2-5, Pritchard 3-2-5, Adams 1-0-1, DeLeone 1-0-1, Jackson 1-0-1, LeClair 1-0-1, Trumpy 1-0-1, Reid 0-1-1. SKS.-YDS.: None. INT.-YDS.: Craig 1-45, Casanova 1-0. PD: Casanova 1, Craig 1, White 1. FF: NA. FR-YDS.: LeClair 1-0.

Miami (press box stats) — ST-AT-TT: Kolen 6-2-8, Scott 5-2-7, Anderson 5-1-6, Den Herder 5-1-6, Matheson 3-3-6, Bouniconti 3-1-4, Mumphord 2-2-4, Stanfill 2-2-4, Heinz 1-2-3, Bannon 2-0-2, Swift 1-1-2, M.Moore 0-2-2, Babb 1-0-1, Ball 1-0-1, Mandich 1-0-1, Johnson 0-1-1. SKS.-YDS.: Matheson 2-11, Stanfill 1-5. INT.-YDS.: Anderson 1-19. PD: Scott 2, Anderson 1, Johnson 1, Matheson 1. FF: NA. FR-YDS.: None.

1975 SEASON

AFC DIVISIONAL PLAYOFF

Oakland Raiders 31, Cincinnati Bengals 28  
Sunday, Dec. 28, 1975 at Oakland Coliseum

The 1975 Bengals posted the best regular-season winning percentage in franchise history (.786), and they led the NFL in passing yards. But their 11-3 record earned them only a Wild Card spot behind 12-2 Pittsburgh in the AFC Central Division, and they drew a road game at 12-2 Oakland in the first playoff round. QB Ken Stabler, who went on to lead the Raiders to the AFC Championship game for the third straight year, passed for three TDs against Cincinnati. The Bengals closed a 31-14 fourth-quarter deficit to 31-28 with QB Ken Anderson's TD passes of 25 and 14 yards to WRs Charlie Joiner and Isaac Curtis, and Cincinnati had a chance to win after DT Ron Carpenter recovered a Raiders fumble on the Oakland 38 with 4:19 left. But a sack by future Hall-of-Fame LB Ted Hendricks helped the Raiders hold the Bengals without a first down, and after failing on a fourth-down try, the Bengals never regained possession. Stabler completed 17 of 23 attempts for 199 yards, three TDs and just one INT, while the Raiders totaled for 173 yards rushing. Anderson completed 17 of 27 passes for 201 yards, two TDs and no INTs, but was sacked five times.

SCORE BY PERIODS	1	2	3	4	OT	PTS.
Cincinnati.....	0	7	7	14	—	28
Oakland.....	3	14	7	7	—	31

TEAM — SCORING PLAY	QTR.-LEFT
Oak. — Blanda 27 field goal.....	1-2:13
Oak. — Siani 9 pass from Stabler (Blanda kick).....	2-12:53
Cin. — Fritts 1 run (Green kick).....	2-5:50
Oak. — Moore 8 pass from Stabler (Blanda kick).....	2-1:54
Oak. — Banaszak 6 run (Blanda kick).....	3-10:00
Cin. — Elliott 6 run (Green kick).....	3-4:46
Oak. — Casper 2 pass from Stabler (Blanda kick).....	4-13:03
Cin. — Joiner 25 pass from Anderson (Green kick).....	4-10:13
Cin. — Curtis 14 pass from Anderson (Green kick).....	4-5:44

Missed FGs: Blanda (41SH, 21B). Attendance: 53,039. Time: 2:50.

TEAM STATISTICS	CIN.	OAK.
First downs.....	17	27
Third down conversions-attempts.....	3-11	6-14
Total net yards.....	258	358
Net yards rushing.....	97	173
Net yards passing.....	161	185
Pass attempts-completions-interceptions.....	27-17-0	23-17-1
Sacks against-yards lost.....	5-40	1-14
Punts-average.....	6-35.8	1-38.0
Punt returns-yards.....	1-7	4-64
Kickoff returns-yards.....	4-71	5-121
Penalties-yards.....	5-37	7-64
Fumbles-lost.....	1-0	2-1
Time of possession.....	NA	NA

RUSHING

CIN.	ATT	YDS	LG	TD	OAK.	ATT	YDS	LG	TD
Clark	8	46	10	0	Davis	16	63	18	0
Elliott	4	25	9	1	Banaszak	17	62	18	1
Fritts	6	14	6	1	Hubbard	12	33	8	0
Anderson	3	12	8	0	J.Phillips	3	16	8	0
E.Johnson	3	0	6	0	Van Eeghen	1	3	3	0
Williams	1	0	0	0	Stabler	2	-4	-2	0
TOTALS	25	97	10	2	TOTALS	51	173	18	1

PASSING

CIN.	ATT	CMP	YDS	TD-I	OAK.	ATT	CMP	YDS	TD-I
Anderson	27	17	201	2-0	Stabler	23	17	199	3-1
TOTALS	27	17	201	2-0	TOTALS	23	17	199	3-1

RECEIVING

CIN.	NO	YDS	LG	TD	OAK.	NO	YDS	LG	TD
Clark	4	38	26	0	Moore	6	57	17	1
Myers	3	67	37	0	Branch	5	89	36	0
Joiner	3	60	28	1	Siani	3	35	15	1
Curtis	3	20	14	1	Davis	2	16	10	0
Coslet	2	14	9	0	Casper	1	2	2	1
Elliott	1	9	9	0					
Trumpy	1	-7	-7	0					
TOTALS	17	201	37	2	TOTALS	17	199	36	3

DEFENSE

Cincinnati (press box stats) — ST-AT-TT: LeClair 13-0-13, Jackson 9-0-9, Casanova 7-0-7, Pritchard 7-0-7, Riley 4-0-4, White 4-0-4, Beauchamp 3-0-3, K.Johnson 3-0-3, Brown 2-0-2, Carpenter 2-0-2, Parrish 2-0-2, Cousino 1-0-1, Green 1-0-1, Harris 1-0-1, Novak 1-0-1. SKS.-YDS.: Brown 1-14. INT.-YDS.: Riley 1-34. PD: Riley 2, Casanova 1, Jackson 1, LeClair 1, Parrish 1. FF: NA. FR-YDS.: Carpenter 1-0.

Oakland (press box stats) — ST-AT-TT: Hendricks 7-0-7, Johnson 5-0-5, C.Phillips 5-0-5, Irons 4-1-5, Colzie 4-0-4, Thoms 4-0-4, Villapiano 3-1-4, Sistrunk 3-0-3, Thomas 3-0-3, Atkinson 2-0-2, Jones 2-0-2, Tatum 2-0-2, Banaszak 1-0-1, Denney 1-0-1, Van Eeghen 1-0-1. SKS.-YDS.: Hendricks 3-26, Thoms 1-8, Sistrunk 1-6. INT.-YDS.: None. PD: Johnson 3, Colzie 2, Thomas 2, C.Phillips 1, Tatum 1, Villapiano 1. FF: NA. FR-YDS.: None.

1981 SEASON

AFC DIVISIONAL PLAYOFF

Cincinnati Bengals 28, Buffalo Bills 12  
Sunday, Jan. 3, 1982 at Riverfront Stadium

It took four tries, but the AFC Central Division Champion Bengals finally won a playoff game — their first-ever postseason home contest — when they held off a rallying Bills Wild Card team, taking the first step toward Super Bowl XVI. Cincinnati, which failed to produce a postseason win in its first three playoff appearances — in 1970, '73 and '75 — lost leads of 14-0 and 21-14 before eventually winning with what was a solid performance by the entire team. The offense didn't yield a turnover while the defense intercepted two Buffalo passes, and the special teams played soundly the entire game. QB Ken Anderson, who was the NFL's top-rated quarterback and its consensus MVP in the regular season, connected on a 16-yard TD pass to rookie WR Cris Collinsworth with 10:39 remaining in the fourth quarter to break a tie and take a 28-21 lead. The Bills were again poised to tie the game and set up an overtime period after driving 50 yards to the Bengals' 20 with just over three minutes left. But a costly delay-of-game penalty on fourth down led to giving the ball back to Cincinnati, and Buffalo was unable to mount another serious threat. Anderson completed 14 of 21 passes for 192 yards and directed a 305-yard attack, and TE Dan Ross recorded a game-high six receptions for 71 yards. The Bills held Bengals FB Pete Johnson, who had a career-high 1077 rushing yards in the regular season, to just 45 yards on 17 carries. But HB Charles Alexander — Johnson's blocker for the majority of the regular season — responded for Cincinnati with a season-high 72 yards, with two TD runs.

SCORE BY PERIODS	1	2	3	4	OT	PTS.
Buffalo.....	0	7	7	7	—	21
Cincinnati.....	14	0	7	7	—	28

TEAM — SCORING PLAY	QTR.-LEFT
Cin. — Alexander 4 run (Breech kick).....	1-8:56
Cin. — Johnson 1 run (Breech kick).....	1-2:40
Buff. — Cribbs 1 run (Mike-Mayer kick).....	2-0:20
Buff. — Cribbs 44 run (Mike-Mayer kick).....	3-10:23
Cin. — Alexander 20 run (Breech kick).....	3-6:56
Buff. — Butler 21 pass from Ferguson (Mike-Mayer kick).....	4-14:52
Cin. — Collinsworth 16 pass from Anderson (Breech kick).....	4-10:39

Missed FGs: Breech (33B). Attendance: 55,420. Time: 2:50.

TEAM STATISTICS	BUFF.	CIN.
First downs.....	21	22
Third down conversions-attempts.....	3-9	6-11
Total net yards.....	336	305
Net yards rushing.....	134	136
Net yards passing.....	202	169
Pass attempts-completions-interceptions.....	31-15-2	21-14-0
Sacks against-yards lost.....	0-0	4-23
Punts-average.....	3-42.0	4-44.5
Punt returns-yards.....	2-8	1-27
Kickoff returns-yards.....	5-82	4-94
Penalties-yards.....	6-56	5-44
Fumbles-lost.....	0-0	0-0
Time of possession.....	28:19	31:41

RUSHING

BUFF.	ATT	YDS	LG	TD	CIN.	ATT	YDS	LG	TD
Cribbs	15	90	44	2	Alexander	13	72	20	2
Hooks	9	30	7	0	Johnson	17	45	9	1
Leaks	3	12	6	0	Anderson	2	15	13	0
Brown	1	2	2	0	A.Griffin	1	4	4	0
TOTALS	28	134	44	2	TOTALS	33	136	20	3

PASSING

BUFF.	ATT	CMP	YDS	TD-I	CIN.	ATT	CMP	YDS	TD-I
Ferguson	31	15	202	1-2	Anderson	21	14	192	1-0
TOTALS	31	15	202	1-2	TOTALS	21	14	192	1-0

RECEIVING

BUFF.	NO	YDS	LG	TD	CIN.	NO	YDS	LG	TD
Butler	4	98	54	1	Ross	6	71	18	0
Lewis	3	38	19	0	Johnson	3	23	9	0
Brammer	3	23	11	0	Collinsworth	2	24	16	1
Leaks	2	16	9	0	Kreider	1	42	42	0
Hooks	2	15	9	0	Curtis	1	22	22	0
Jessie	1	12	12	0	Alexander	1	10	10	0
TOTALS	15	202	54	1	TOTALS	14	192	42	1

DEFENSE

Buffalo (press box stats) — ST-AT-TT: Haslett 3-6-9, Robertson 5-3-8, Simpson 2-5-7, Villapiano 2-5-7, Freeman 4-2-6, Sanford 3-1-4, Smerlas 2-2-4, White 1-3-4, Kush 1-2-3, Brown 1-1-2, Nixon 1-1-2, Ritcher 1-1-2, Johnson 1-0-1, Jones 1-0-1, Kadish 1-0-1, Romes 1-0-1, C.Williams 1-0-1, Cater 0-1-1, B.Williams 0-1-1. SKS.-YDS.: Johnson 1-NA, Smerlas 1-NA, White 1-NA, B.Williams 1-NA. INT.-YDS.: None. PD: Romes 2, Simpson 2, Freeman 1, Kush 1, Sanford 1. FF: None. FR-YDS.: None.

Cincinnati (press box stats) — ST-AT-TT: B.Harris 6-2-8, Cameron 3-4-7, Williams 2-4-6, Browner 4-1-5, Hicks 3-2-5, LeClair 2-3-5, Edwards 2-2-4, Kemp 0-4-4, Breeden 3-0-3, Dinkel 1-2-3, R.Griffin 2-0-2, Riley 2-0-2, Simmons 1-1-2, Whitley 1-1-2, Davis 0-2-2, Fuller 1-0-1, Verser 1-0-1, Bush 0-1-1. SKS.-YDS.: None. INT.-YDS.: B.Harris 1-16, Riley 1-0. PD: Breeden 4, Kemp 3, Riley 2, Williams 2, Cameron 1, B.Harris 1, LeClair 1. FF: None. FR-YDS.: None.

1981 SEASON

AFC CHAMPIONSHIP

"The Freezer Bowl"

Cincinnati Bengals 27, San Diego Chargers 7  
Sunday, Jan. 10, 1982 at Riverfront Stadium

This game not only brought the Bengals their first AFC Championship and a berth in Super Bowl XVI, it was played in conditions that made the 46,302 fans on hand feel like champions themselves. With a frigid temperature of minus-9 degrees, winds gusting from 20 to 35 miles per hour and an incredible wind-chill factor of minus-59, this famous game became known as the "Freezer Bowl." To this day, no NFL game has been played with a wind chill so cold. More than 13,000 ticket holders stayed home, but those who came saw the Bengals dominate their opponents from sunny San Diego. The Bengals first attacked them mentally, as every Cincinnati offensive and defensive lineman — along with FB Pete Johnson — took the psychological initiative to tough the cold and play in short sleeves. The teams were relatively even in yards gained with Cincinnati leading 318-301, but the Bengals won the turnover battle 4-0 with two INTs and two FRs. Chargers QB Dan Fouts struggled more in the arctic atmosphere than Bengals QB Ken Anderson, who completed 14 of 22 passes for 161 yards, two TDs and no INTs. Only one player suffered a weather-related injury in the game — Bengals DE Eddie Edwards with a frostitened right ear.

SCORE BY PERIODS	1	2	3	4	OT	PTS.
San Diego	0	7	0	0	—	7
Cincinnati	10	7	3	7	—	27

TEAM — SCORING PLAY	QTR.-LEFT
Cin. — Breech 31 field goal	1-8:05
Cin. — M.Harris 8 pass from Anderson (Breech kick)	1-7:06
S.D. — Winslow 33 pass from Fouts (Benirschke kick)	2-13:34
Cin. — Johnson 1 run (Breech kick)	2-9:57
Cin. — Breech 38 field goal	3-7:47
Cin. — Bass 3 pass from Anderson (Breech kick)	4-6:52

Missed FGs: Benirschke (37SH, 50SH). Attendance: 46,302. Time: 2:47.

TEAM STATISTICS	S.D.	CIN.
First downs	18	19
Third down conversions-attempts	5-12	5-11
Total net yards	301	318
Net yards rushing	128	143
Net yards passing	173	175
Pass attempts-completions-interceptions	28-15-2	23-15-0
Sacks against-yards lost	2-12	0-0
Punts-average	2-29.5	3-30.6
Punt returns-yards	1-7	0-0
Kickoff returns-yards	7-132	1-40
Penalties-yards	2-15	3-25
Fumbles-lost	4-2	3-1
Time of possession	29:42	30:18

RUSHING

S.D.	ATT	YDS	LG	TD	CIN.	ATT	YDS	LG	TD
Muncie	23	94	11	0	Johnson	21	80	11	1
Brooks	6	23	9	0	Alexander	9	22	4	0
Fouts	1	6	6	0	Anderson	5	39	13	0
Cappelletti	1	5	5	0	Collinsworth	1	2	2	0
TOTALS	31	128	11	0	TOTALS	36	143	13	1

PASSING

S.D.	ATT	CMP	YDS	TD-I	CIN.	ATT	CMP	YDS	TD-I
Fouts	28	15	185	1-2	Anderson	22	14	161	2-0
					Thompson	1	1	14	0-0
TOTALS	28	15	185	1-2	TOTALS	23	15	175	2-0

RECEIVING

S.D.	NO	YDS	LG	TD	CIN.	NO	YDS	LG	TD
Chandler	6	79	25	0	Ross	5	69	19	0
Winslow	3	47	33t	1	Alexander	3	25	16	0
Joiner	3	41	21	0	Collinsworth	2	28	16	0
Brooks	2	5	4	0	Curtis	2	28	15	0
Sievers	1	13	13	0	Johnson	1	14	14	0
					M.Harris	1	8	8t	1
					Bass	1	3	3t	1
TOTALS	15	185	33t	1	TOTALS	15	175	19	2

DEFENSE

San Diego (press box stats) — ST-AT-TT: King 6-3-9, Johnson 7-1-8, Kelcher 5-1-6, Edwards 4-1-5, Lowe 4-0-4, Woodcock 3-1-4, Young 3-1-4, Buchanan 2-1-3, Laslavic 2-1-3, Shaw 2-1-3, M.Williams 2-1-3, Horn 2-0-2, Preston 1-1-2, Fouts 1-0-1, Jones 1-0-1, Ferguson 0-1-1. SKS.-YDS.: None. INT.-YDS.: None. PD: Shaw 2, Buchanan 1, Edwards 1, King 1, Lowe 1. FF: Buchanan 1, Edwards 1. FR.-YDS.: Buchanan 1-8.

Cincinnati (press box stats) — ST-AT-TT: Hicks 8-1-9, Browner 6-3-9, Williams 5-2-7, Cameron 3-4-7, B.Harris 5-1-6, Breeden 4-1-5, Kemp 3-2-5, LeClair 3-1-4, Whitley 2-2-4, R.Griffin 3-0-3, Dinkel 2-0-2, Frazier 1-1-2, Edwards 1-1-2, Breech 1-0-1, Davis 1-0-1, Fuller 1-0-1, St. Clair 1-0-1, Riley 0-1-1. SKS.-YDS.: Edwards 1-7, B.Harris 1-5. INT.-YDS.: Kemp 1-24, Breeden 1-0. PD: Kemp 4, Riley 3, Breeden 2, Hicks 2, LeClair 2, Bass 1, R.Griffin 1. FF: Cameron 1, Hicks 1, Razzano 1, Williams 1. FR.-YDS.: Bass 1-0, Browner 1-0.

1981 SEASON

SUPER BOWL XVI

San Francisco 49ers 26, Cincinnati Bengals 21  
Sunday, Jan. 24, 1982 at Pontiac Silverdome (Pontiac, Mich.)

Cincinnati outgained San Francisco by 81 yards (356-275), marking the first time in Super Bowl history the losing team led in scrimmage yardage. Bengals QB Ken Anderson set Super Bowl records (since surpassed) for completions (25) and completion percentage (73.5), and his 300 passing yards nearly doubled the 157 by 49ers QB Joe Montana, the game's MVP. But Cincinnati suffered four turnovers to San Francisco's one, and three of those giveaways led to 17 first-half points for the 49ers, who led 20-0 at intermission. Leading 20-7, San Francisco staged a memorable goal-line stand late in the third quarter, stopping Cincinnati for no gain on three straight plays from the one-yard line. The Bengals still closed the gap to 20-14 with a four-yard TD pass from Anderson to TE Dan Ross with 10:06 left, but the 49ers added FGs of 40 and 23 yards by K Ray Wersching to pull away. Cincinnati crept to within 26-21 with 16 seconds left on a second Anderson-to-Ross TD pass, but San Francisco recovered the Bengals' ensuing onside kick to seal the victory. Wersching's four FGs tied a Super Bowl record (still tied) and Ross' 11 receptions set a Super Bowl record (since broken).

SCORE BY PERIODS	1	2	3	4	OT	PTS.
San Francisco	7	13	0	6	—	26
Cincinnati	0	0	7	14	—	21

TEAM — SCORING PLAY	QTR.-LEFT
S.F. — Montana 1 run (Wersching kick)	1-5:52
S.F. — Cooper 11 pass from Montana (Wersching kick)	2-6:53
S.F. — Wersching 22 field goal	2-0:15
S.F. — Wersching 26 field goal	2-0:02
Cin. — Anderson 5 run (Breech kick)	3-11:25
Cin. — Ross 4 pass from Anderson (Breech kick)	4-10:06
S.F. — Wersching 40 field goal	4-5:25
S.F. — Wersching 23 field goal	4-1:57
Cin. — Ross 3 pass from Anderson (Breech kick)	4-0:16

Missed FGs: None. Attendance: 81,270. Time: 3:21.

TEAM STATISTICS	S.F.	CIN.
First downs	20	24
Third down conversions-attempts	8-15	6-12
Total net yards	275	356
Net yards rushing	127	72
Net yards passing	148	284
Pass attempts-completions-interceptions	22-14-0	34-25-2
Sacks against-yards lost	1-9	5-16
Punts-average	4-46.3	3-43.7
Punt returns-yards	1-6	4-35
Kickoff returns-yards	2-40	7-52
Penalties-yards	8-65	8-57
Fumbles-lost	2-1	2-2
Time of possession	30:34	29:26

RUSHING

S.F.	ATT	YDS	LG	TD	CIN.	ATT	YDS	LG	TD
Patton	17	55	10	0	Johnson	14	36	5	0
Cooper	9	34	14	0	Alexander	5	17	13	0
Montana	6	18	7	1	Anderson	4	15	6	1
Ring	5	17	7	0	A.Griffin	1	4	4	0
Davis	2	5	4	0					
Clark	1	-2	-2	0					
TOTALS	40	127	14	1	TOTALS	24	72	13	1

PASSING

S.F.	ATT	CMP	YDS	TD-I	CIN.	ATT	CMP	YDS	TD-I
Montana	22	14	157	1-0	Anderson	34	25	300	2-2
TOTALS	22	14	157	1-0	TOTALS	34	25	300	2-2

RECEIVING

S.F.	NO	YDS	LG	TD	CIN.	NO	YDS	LG	TD
Solomon	4	52	20	0	Ross	11	104	16	2
Clark	4	45	17	0	Collinsworth	5	107	49	0
Cooper	2	15	11t	1	Curtis	3	42	21	0
Wilson	1	22	22	0	Kreider	2	36	19	0
Young	1	14	14	0	Johnson	2	8	5	0
Patton	1	6	6	0	Alexander	2	3	3	0
Ring	1	3	3	0					
TOTALS	14	157	22	1	TOTALS	25	300	49	2

DEFENSE

San Francisco (press box stats) — ST-AT-TT: Leopold 6-1-7, Reynolds 6-1-7, Harper 6-0-6, Reese 5-1-6, Williamson 5-0-5, Wright 5-0-5, Lott 4-1-5, Hicks 2-3-5, Stuckey 3-1-4, Board 2-1-3, Gervais 2-1-3, Harty 2-0-2, Turner 2-0-2, Bunz 1-0-1, Cross 1-0-1, Dean 1-0-1, Lawrence 1-0-1, McColl 1-0-1, Puki 0-1-1. SKS.-YDS.: Stuckey 1-6, Dean 1-4, Turner 1-4, Reynolds 1-2, Leopold 1-0. INT.-YDS.: Hicks 1-27, Wright 1-25. PD: Wright 2, Hicks 1. FF: Wright 1. FR.-YDS.: McCall 1-0, Thomas 1-0.

Cincinnati (press box stats) — ST-AT-TT: Browner 10-0-10, Breeden 7-0-7, Kemp 6-0-6, Williams 5-1-6, Razzano 4-0-4, Riley 4-0-4, Cameron 3-1-4, Hicks 3-1-4, B.Harris 2-2-4, LeClair 1-2-3, St. Clair 1-2-3, Edwards 2-0-2, Hargrove 1-0-1, R.Griffin 1-0-1, Montoya 1-0-1, Whitley 1-0-1, Wilson 1-0-1, Dinkel 0-1-1. SKS.-YDS.: Browner 1-9. INT.-YDS.: None. PD: Cameron 2, Breeden 1, Riley 1, Williams 1. FF: Montoya 1. FR.-YDS.: Simmons 1-0.

1982 SEASON

AFC FIRST-ROUND PLAYOFF

N.Y. Jets 44, Cincinnati Bengals 17  
Sunday, Jan. 9, 1983 at Riverfront Stadium

The defending AFC Champion Bengals lost an early 14-3 lead and were dismantled by the underdog Jets. The 7-2 Bengals were the AFC's No. 3 seed in 16-team "Super Bowl Tournament," organized for the strike-shortened regular season. RB Freeman McNeil led No. 6 seed New York, rushing for 202 yards and a TD against Cincinnati's No. 3-ranked rush defense. Cincinnati trailed only 23-17 after three periods, but suffered a particularly demoralizing fourth quarter, which included two INTs (one for a TD), a TD pass nullified by a false start penalty, a missed FG, a lost fumble and two rushing TDs allowed.

SCORE BY PERIODS	1	2	3	4	OT	PTS.
N.Y. Jets.....	3	17	3	21	—	44
Cincinnati.....	14	0	3	0	—	17

TEAM — SCORING PLAY	QTR.-LEFT
Cin. — Curtis 32 pass from Anderson (Breech kick).....	1-8:30
NYJ — Leahy 32 field goal.....	1-5:59
Cin. — Ross 2 pass from Anderson (Breech kick).....	1-1:46
NYJ — Gaffney 14 pass from McNeil (Leahy kick).....	2-12:55
NYJ — Walker 4 pass from Todd (Leahy kick).....	2-4:02
NYJ — Leahy 24 field goal.....	2-0:34
NYJ — Leahy 47 field goal.....	3-9:30
Cin. — Breech 20 field goal.....	3-2:28
NYJ — McNeil 20 run (Leahy kick).....	4-8:24
NYJ — Ray 98 interception return (Leahy kick).....	4-4:50
NYJ — Crutchfield 1 run (Leahy kick).....	4-1:56

Missed FGs: Breech (46WR). Attendance: 57,560. Time: 3:13.

TEAM STATISTICS	NYJ	CIN.
First downs.....	27	23
Third down conversions-attempts.....	6-9	7-10
Total net yards.....	517	395
Net yards rushing.....	234	62
Net yards passing.....	283	333
Pass attempts-completions-interceptions.....	29-21-1	36-26-3
Sacks against-yards lost.....	0-0	4-21
Punts-average.....	0-0.0	2-43.0
Punt returns-yards.....	1-2	0-0
Kickoff returns-yards.....	4-69	8-138
Penalties-yards.....	12-95	7-60
Fumbles-lost.....	2-1	2-1
Time of possession.....	28:44	31:16

RUSHING

NYJ	ATT	YDS	LG	TD	CIN.	ATT	YDS	LG	TD
McNeil	21	202	35	1	Johnson	9	26	14	0
Dierking	3	11	9	0	A.Griffin	3	17	8	0
Harper	2	9	9	0	Alexander	7	14	6	0
Newton	2	6	4	0	Anderson	2	5	3	0
Todd	3	3	8	0					
Augustyniak	2	2	1	0					
Crutchfield	1	1	11	1					
TOTALS	34	234	35	2	TOTALS	21	62	14	0

PASSING

NYJ	ATT	CMP	YDS	TD-I	CIN.	ATT	CMP	YDS	TD-I
Todd	28	20	269	1-1	Anderson	35	26	354	2-3
McNeil	1	1	14	1-0	Schonert	1	0	0	0-0
TOTALS	29	21	283	2-1	TOTALS	36	26	354	2-3

RECEIVING

NYJ	NO	YDS	LG	TD	CIN.	NO	YDS	LG	TD
Walker	8	145	49	1	Collinsworth	7	120	53	0
Gaffney	4	50	20	1	Ross	6	89	26	1
Harper	2	35	19	0	Curtis	3	63	32	1
L.Jones	2	22	12	0	Kreider	3	41	17	0
Dierking	2	9	5	0	A.Griffin	3	14	6	0
Barkum	1	9	9	0	Johnson	3	7	9	0
McNeil	1	9	9	0	M.Harris	1	20	20	0
Augustyniak	1	4	4	0					
TOTALS	21	283	49	2	TOTALS	26	354	53	2

DEFENSE

N.Y. Jets (press box stats) — ST-AT-TT: Mehl 9-1-10, Neil 7-0-7, Schroy 6-0-6, Crable 3-3-6, Buttle 4-0-4, Jackson 4-0-4, Holmes 3-0-3, Ray 3-0-3, Lynn 2-0-2, Sohn 2-0-2, Lyons, 1-1-2, Salaam 1-1-2, Barber 1-0-1, Bennett 1-0-1, Gastlineau 1-0-1, Johnson 1-0-1, B.Jones 1-0-1, Newton 1-0-1, Shuler 1-0-1, Woodring 1-0-1. SKS.-YDS.: Salaam 1-8, Lynn 1-7, Gastlineau 1-4, Lyons 1-2. INT.-YDS.: Lynn 2-40, Ray 1-98. PD: Lynn 2, Crable 1, Ray 1. FF: Bennett 1, B.Jones 1. FR-YDS.: Crable 1-0.

Cincinnati (press box stats) — ST-AT-TT: Cameron 8-0-8, Browner 6-2-8, Williams 6-1-7, Riley 5-1-6, R.Griffin 5-0-5, Kemp 5-0-5, Fuller 4-0-4, B.Harris 4-0-4, LeClair 2-2-4, Breedon 1-2-3, Edwards 2-0-2, Hicks 2-0-2, Simmons 2-0-2, Davis 1-0-1, Frazier 1-0-1, Jackson 1-0-1, Munoz 1-0-1, Ross 1-0-1, Verser 1-0-1, Whitley 1-0-1, Razzano 0-1-1. SKS.-YDS.: None. INT.-YDS.: Riley 1-0. PD: Kemp 1, Riley 1, Whitley 1. FF: Kemp 2. FR-YDS.: Fuller 1-20.

1988 SEASON

AFC DIVISIONAL PLAYOFF

Cincinnati Bengals 21, Seattle Seahawks 13  
Saturday, Dec. 31, 1988 at Riverfront Stadium

Unbeaten at home in eight regular-season games, the AFC Central Division Champion Bengals ran their Riverfront Stadium mark to 9-0 by rushing for a season-high 254 yards. They scored all three of their TDs in the first half and withstood a 13-point Seattle fourth quarter. The Seahawks pulled to within 21-13 on QB Dave Krieg's one-yard sneak with 6:05 to play, but K Norm Johnson's missed PAT left the visitors still two scores short, as the two-point conversion would not be added to NFL rules until 1994. The victory earned the Bengals their first trip to the AFC Championship game since the 1981 season. Bengals rookie FB Ickey Woods rushed for 126 yards on 23 carries, and his one-yard TD run midway through the second quarter gave Cincinnati a 21-0 halftime lead. A pair of three-yard TD runs in the first and second quarters by FB Stanley Wilson opened the Bengals' scoring. Wilson added 45 rushing yards on seven attempts, while HB James Brooks rushed for 72 yards on 13 attempts. Cincinnati's defense held Seattle to just 22 yards rushing the entire game and only 49 total net yards in the first half. The Bengals stayed on the ground to win, getting only seven completions from QB Boomer Esiason, the NFL's top-rated quarterback and its consensus MVP in the regular season, and only one reception from WR Eddie Brown, who led the AFC in the regular season with 1273 receiving yards.

SCORE BY PERIODS	1	2	3	4	OT	PTS.
Seattle.....	0	0	0	13	—	13
Cincinnati.....	7	14	0	0	—	21

TEAM — SCORING PLAY	QTR.-LEFT
Cin. — Wilson 3 run (Breech kick).....	1-9:11
Cin. — Wilson 3 run (Breech kick).....	2-11:35
Cin. — Woods 1 run (Breech kick).....	2-7:40
Sea. — Williams 7 pass from Krieg (Johnson kick).....	4-11:40
Sea. — Krieg 1 run (kick failed).....	4-6:05

Missed FGs: None. Attendance: 58,560. Time: 3:12.

TEAM STATISTICS	SEA.	CIN.
First downs.....	19	22
Third down conversions-attempts.....	2-12	6-13
Total net yards.....	294	345
Net yards rushing.....	22	254
Net yards passing.....	272	91
Pass attempts-completions-interceptions.....	50-24-2	19-7-0
Sacks against-yards lost.....	3-25	2-17
Punts-average.....	6-44.1	6-46.0
Punt returns-yards.....	5-30	3-19
Kickoff returns-yards.....	3-66	3-54
Penalties-yards.....	5-45	2-29
Fumbles-lost.....	1-1	3-2
Time of possession.....	24:41	35:19

RUSHING

SEA.	ATT	YDS	LG	TD	CIN.	ATT	YDS	LG	TD
Warner	7	15	8	0	Woods	23	126	30	1
Williams	8	6	3	0	Brooks	13	72	26	0
Krieg	1	1	11	1	Wilson	7	45	20	2
					Esiason	4	11	11	0
TOTALS	16	22	8	1	TOTALS	47	254	30	3

PASSING

SEA.	ATT	CMP	YDS	TD-I	CIN.	ATT	CMP	YDS	TD-I
Krieg	50	24	297	1-2	Esiason	19	7	108	0-0
Warner	0	0	0	0-0					
TOTALS	50	24	297	1-2	TOTALS	19	7	108	0-0

RECEIVING

SEA.	NO	YDS	LG	TD	CIN.	NO	YDS	LG	TD
Williams	11	137	37	1	Holman	3	44	24	0
Blades	5	78	24	0	Collinsworth	1	30	30	0
Butler	2	40	32	0	Brown	1	23	23	0
Largent	2	17	12	0	Brooks	1	9	9	0
Skansi	1	11	11	0	Riggs	1	2	2	0
Clark	1	8	8	0					
Spagnola	1	7	7	0					
Warner	1	-1	-1	0					
TOTALS	24	297	37	1	TOTALS	7	108	30	0

DEFENSE

Seattle (press box stats) — ST-AT-TT: Robinson 9-2-11, Comeaux 7-1-8, Scholtz 6-1-7, Wyman 6-0-6, Green 5-1-6, Jenkins 3-1-4, Clarke 3-0-3, Woods 3-0-3, Moyer 2-1-3, Nash 2-1-3, Taylor 2-0-2, Dean 1-0-1, Spagnola 1-0-1, Gaines 0-1-1. SKS.-YDS.: Clarke 1-9, Green 1-8. INT.-YDS.: None. PD: Robinson 1, Scholtz 1. FF: Clarke 1, Green 1. FR-YDS.: Nash 1-0.

Cincinnati (press box stats) — ST-AT-TT: Krumrie 5-2-7, Billups 4-2-6, Fulcher 4-1-5, Buck 1-4-5, Thomas 4-0-4, Wilcots 4-0-4, Williams 3-1-4, White 3-0-3, Zander 1-2-3, Dixon 2-0-2, Horton 2-0-2, Grant 1-1-2, Kelly 1-1-2, Skow 1-1-2, Bussey 1-0-1, King 0-1-1. SKS.-YDS.: Williams 1-11, Skow 1-10, Buck 1-4. INT.-YDS.: Thomas 1-0, Wilcots 1-0. PD: Thomas 6, Billups 4, Dixon 1, Fulcher 1, Wilcots 1, Davis: Krumrie 1. FR-YDS.: Skow 1-0.

1988 SEASON

AFC CHAMPIONSHIP

Cincinnati Bengals 21, Buffalo Bills 10  
Sunday, Jan. 8, 1989 at Riverfront Stadium

The week before the AFC Championship game was filled with controversy, as Bills head coach Marv Levy convinced the NFL office that Bengals head coach Sam Wyche's no-huddle offense was illegal. Cincinnati had developed and employed the no-huddle attack all season, but shortly before kickoff, the league informed the team that game officials would severely restrict its use. Wyche eventually would prevail in this rule book battle. Nevertheless, his offense, forced to abandon its no-huddle tactics for this contest, returned to basics and led the charge in beating Buffalo for a berth in Super Bowl XXIII. It was Cincinnati's third victory of the year over Buffalo, the Bengals having also downed the Bills in the preseason and regular season. Cincinnati won with a punishing rushing game, running the ball on 50 of 73 offensive plays and gaining 175 of its 249 total yards on the ground. Cincinnati's defense recorded a solid performance, holding the Bills to 181 total yards, including just 53 in the second half. Cincinnati made eight of 16 combined third-down and fourth-down conversions while allowing the Bills a debilitating none of 11. Bengals rookie FB Ickey Woods had his second 100-yard rushing game of the postseason, gaining 102 on 29 carries. The Bengals advanced to the Super Bowl from what was, at the time, the worst previous-season finish (4-11) of any Super Bowl qualifier. Even to the present time, only the 1999 St. Louis Rams (4-12 in '98) have gone farther.

SCORE BY PERIODS	1	2	3	4	OT	PTS.
Buffalo	0	10	0	0	—	10
Cincinnati	7	7	0	7	—	21

TEAM — SCORING PLAY	QTR.-LEFT
Cin. — Woods 1 run (Breech kick)	1-1:51
Buff. — Reed 9 pass from Kelly (Norwood kick)	2-13:21
Cin. — Brooks 10 pass from Esiason (Breech kick)	2-2:21
Buff. — Norwood 39 field goal	2-0:22
Cin. — Woods 1 run (Breech kick)	4-14:56

Missed FGs: Norwood (43WL). Attendance: 59,747. Time: 3:10.

TEAM STATISTICS	BUFF.	CIN.
First downs	10	23
Third down conversions-attempts	0-10	7-15
Total net yards	181	249
Net yards rushing	45	175
Net yards passing	136	74
Pass attempts-completions-interceptions	30-14-3	20-11-2
Sacks against-yards lost	3-27	3-20
Punts-average	6-45.1	6-36.8
Punt returns-yards	1-2	3-24
Kickoff returns-yards	3-57	3-30
Penalties-yards	5-50	4-45
Fumbles-lost	0-0	2-0
Time of possession	20:31	39:29

RUSHING

BUFF.	ATT	YDS	LG	TD	CIN.	ATT	YDS	LG	TD
Mueller	8	21	13	0	Woods	29	102	16	2
Kelly	2	10	5	0	Wilson	5	29	9	0
Thomas	4	6	2	0	Esiason	7	26	29	0
Riddick	1	4	4	0	Jennings	2	12	8	0
Byrum	1	3	3	0	Brooks	7	6	5	0
Harmon	1	1	1	0					
TOTALS	17	45	13	0	TOTALS	50	175	29	2

PASSING

BUFF.	ATT	CMP	YDS	TD-I	CIN.	ATT	CMP	YDS	TD-I
Kelly	30	14	163	1-3	Esiason	20	11	94	1-2
TOTALS	30	14	163	1-3	TOTALS	20	11	94	1-2

RECEIVING

BUFF.	NO	YDS	LG	TD	CIN.	NO	YDS	LG	TD
Reed	5	55	18	1	Holman	4	38	21	0
Riddick	3	28	14	0	Brooks	2	21	11	1
Harmon	3	18	9	0	Riggs	2	16	13	0
T.Johnson	2	48	26	0	McGee	2	14	8	0
Metzelaars	1	14	14	0	Collinsworth	1	5	5	0
TOTALS	14	163	26	1	TOTALS	11	94	21	1

DEFENSE

Buffalo (press box stats) — ST-AT-TT: Talley 7-4-11, Still 9-0-9, Bentley 5-4-9, L.Smith 4-2-6, Bennett 4-1-5, B.Smith 4-1-5, Burroughs 4-0-4, Conlan 3-1-4, Radevic 3-1-4, Kelso 2-1-3, Jackson 2-0-2, Cocroft 1-0-1, Davis 1-0-1, Riddick 1-0-1, Ritchee 1-0-1. SKS.-YDS.: B.Smith 2-13, Still 1-7. INT.-YDS.: Kelso 1-25, Bentley 1-0. PD: Bentley 2, Kelso 2, Burroughs 1, Talley 1, Radevic 1. FF: Odomes 1. FR-YDS.: None.

Cincinnati (press box stats) — ST-AT-TT: Krumrie 3-3-6, White 4-1-5, Thomas 4-0-4, Bussey 3-0-3, Barker 2-1-3, Fulcher 1-2-3, Horton 1-2-3, Wilcots 1-2-3, Williams 1-2-3, Buck 2-0-2, Zander 2-0-2, Dixon 1-1-2, Kelly 1-1-2, Grant 1-0-1, Skow 1-0-1, Billups 0-1-1. SKS.-YDS.: Buck 1-10, Grant 1-10, Williams 1-7. INT.-YDS.: Thomas 1-26, Fulcher 1-0, Billups 1-(-3). PD: Thomas 4, Billups 2, Fulcher 2, Wilcots 1. FF: None. FR-YDS.: None.

1988 SEASON

SUPER BOWL XXIII

San Francisco 49ers 20, Cincinnati Bengals 16  
Sunday, Jan. 22, 1989 at Joe Robbie Stadium (Miami, Fla.)

NFL commissioner Pete Rozelle termed it the most exciting of the first 23 games in Super Bowl history, and the result regained some respect for the AFC, which had lost the last four contests by an average of more than 27 points. But the dominant emotion of the day still was heartbreak for head coach Sam Wyche's underdog Bengals, who took a 16-13 lead with 3:20 to play on Jim Breech's 40-yard FG before succumbing to a 92-yard, 11-play TD drive led by San Francisco QB Joe Montana. WR John Taylor's game-winning 10-yard TD catch from Montana came with just 34 seconds remaining. Never before had a Super Bowl been won on a TD so late in the game. Cincinnati played without FB Stanley Wilson, who was suspended for a substance abuse violation that occurred the night before the game. In addition, the Bengals played almost the entire contest without All-Pro NT Tim Krumrie, who suffered a severely broken leg early in the first quarter. The teams were tied 3-3 at halftime, tied again at 6-6 late in the third quarter, and then swapped TDs in quick succession. A 93-yard kickoff return by Cincinnati HB Stanford Jennings was countered by a four-play San Francisco TD drive. The third of Breech's three FGs gave Cincinnati its third lead of the day before Montana's final heroics saved the day for the 49ers. San Francisco WR Jerry Rice tied a Super Bowl record with 11 receptions (still tied; originally set by Bengals TE Dan Ross in Super Bowl XVI) for 215 yards and one TD, earning the game's MVP award. Montana completed 23 of 36 passes for 357 yards, two TDs and no INTs. The victory made San Francisco the first NFC team to win three Super Bowls.

SCORE BY PERIODS	1	2	3	4	OT	PTS.
Cincinnati	0	3	10	3	—	16
San Francisco	3	0	3	14	—	20

TEAM — SCORING PLAY	QTR.-LEFT
S.F. — Cofer 41 field goal	1-3:14
Cin. — Breech 34 field goal	2-1:15
Cin. — Breech 43 field goal	3-5:39
S.F. — Cofer 32 field goal	3-0:50
Cin. — Jennings 93 kickoff return (Breech kick)	3-0:34
S.F. — Rice 14 pass from Montana (Cofer kick)	4-14:03
Cin. — Breech 40 field goal	4-3:20
S.F. — Taylor 10 pass from Montana (Cofer kick)	4-0:34

Missed FGs: Cofer (19WL, 49WR). Attendance: 75,129. Time: 3:24.

TEAM STATISTICS	CIN.	S.F.
First downs	13	23
Third down conversions-attempts	4-13	4-13
Total net yards	229	453
Net yards rushing	106	112
Net yards passing	123	341
Pass attempts-completions-interceptions	25-11-1	36-23-0
Sacks against-yards lost	5-21	4-16
Punts-average	5-44.6	4-37.0
Punt returns-yards	2-5	3-56
Kickoff returns-yards	3-132	5-77
Penalties-yards	7-65	4-32
Fumbles-lost	1-0	4-1
Time of possession	32:43	27:17

RUSHING

CIN.	ATT	YDS	LG	TD	S.F.	ATT	YDS	LG	TD
Woods	20	79	10	0	Craig	17	71	13	0
Brooks	6	24	11	0	Rathman	5	23	11	0
Jennings	1	3	3	0	Montana	4	13	11	0
Esiason	1	0	0	0	Rice	1	5	5	0
TOTALS	28	106	11	0	TOTALS	27	112	13	0

PASSING

CIN.	ATT	CMP	YDS	TD-I	S.F.	ATT	CMP	YDS	TD-I
Esiason	25	11	144	0-1	Montana	36	23	357	2-0
TOTALS	25	11	144	0-1	TOTALS	36	23	357	2-0

RECEIVING

CIN.	NO	YDS	LG	TD	S.F.	NO	YDS	LG	TD
Collinsworth	3	40	23	0	Rice	11	215	44	1
Brown	3	32	17	0	Craig	8	101	40	0
Brooks	2	32	20	0	Frank	2	15	8	0
McGee	2	23	18	0	Rathman	1	16	16	0
Hillary	1	17	17	0	Taylor	1	10	10	1
TOTALS	11	144	23	0	TOTALS	23	357	44	2

DEFENSE

Cincinnati (press box stats) — ST-AT-TT: Williams 9-1-10, Wilcots 7-0-7, Billups 5-0-5, Fulcher 5-0-5, Bussey 4-1-5, Zander 4-0-4, Buck 3-1-4, Grant 3-0-3, Horton 3-0-3, Thomas 2-1-3, Barker 2-0-2, McClendon 2-0-2, Dixon 1-0-1, White 1-0-1. SKS.-YDS.: Fulcher 1-6, Buck 1-5, Williams 1-3, Grant 1-2. INT.-YDS.: None. PD: Billups 1, Bussey 1, Fulcher 1. FF: Fulcher 1, Horton 1. FR-YDS.: Skow 1-0.

San Francisco (press box stats) — ST-AT-TT: Fagan 6-0-6, Haley 6-0-6, McKyer 6-0-6, Lott 5-0-5, Fuller 4-1-5, Griffin 4-0-4, Carter 3-0-3, Roberts 3-0-3, Fahnhorst 1-1-2, Holt 1-0-1, Romanowski 1-0-1, Stubbs 1-0-1, Turner 1-0-1. SKS.-YDS.: Haley 2-10, Stubbs 1-8, Carter 1-3, Fagan 1-0. INT.-YDS.: Romanowski 1-0. PD: Fuller 1, Griffin 1, Lott 1, Romanowski 1. FF: None. FR-YDS.: None.

1990 SEASON

AFC WILD CARD PLAYOFF

Cincinnati Bengals 41, Houston Oilers 14  
Sunday, Jan. 6, 1991 at Riverfront Stadium

Having been involved in a feisty regular-season rivalry with Houston for several years, Cincinnati got the chance to tangle with the Oilers in the postseason and responded with the most lopsided playoff win in team history. The Bengals outgained the Oilers by 123 yards (349-226) and set team postseason records for points (still stands) and victory margin (still stands), using a well-balanced offensive attack. Cincinnati's rushing game outgained Houston 187-67, yet no Bengals rusher totaled more than 57 yards. Cincinnati's passing game added another 162 net yards, yet no Bengals receiver had more than two catches. Houston, however, failed to mount a serious threat the entire game. The Bengals led 34-0 before the Oilers scored their first point late in the third quarter. Ironically, it was the Oilers who helped put the Bengals in the playoffs the previous week. Houston beat Pittsburgh 34-14 in its Sunday night regular-season finale, allowing Cincinnati to win the AFC Central Division tiebreaker (the Bengals, Oilers and Steelers all had finished 9-7).

SCORE BY PERIODS table with columns 1, 2, 3, 4, OT, PTS. Houston 0, 0, 7, 7, —, 14. Cincinnati 10, 10, 14, 7, —, 41.

TEAM — SCORING PLAY QTR.-LEFT table listing plays like Woods 1 run (Breech kick) 1-8:36, Breech 27 field goal 1-1:10, etc.

Missed FGs: None. Attendance: 60,012. Time: 3:05.

TEAM STATISTICS HOU. CIN. table with rows for First downs, Third down conversions-attempts, Total net yards, etc.

RUSHING HOU. CIN. table with columns ATT, YDS, LG, TD. Pinkett 5, 43, 16, 0. Carlson 4, 22, 12, 0. White 4, 2, 5, 0.

PASSING HOU. CIN. table with columns ATT, CMP, YDS, TD-I. Carlson 33, 16, 165, 2-1. TOTALS 33, 16, 165, 2-1.

RECEIVING HOU. CIN. table with columns NO, YDS, LG, TD. Givins 6, 60, 16t, 2. Harris 4, 37, 17, 0. Jeffires 2, 33, 23, 0.

DEFENSE HOU. CIN. table with columns NO, YDS, LG, TD. Givins 6, 60, 16t, 2. Harris 4, 37, 17, 0.

Houston (press box stats) — ST-AT-TT: Kinard 8-4-12, McDowell 7-0-7, Grimsley 4-3-7, Lathon 6-0-6, Dishman 4-1-5, Childress 4-0-4, Meads 3-0-3, Allen 2-0-2, Fuller 2-0-2, S.Jones 2-0-2, D.Smith 2-0-2, Maggs 1-0-1, A.Smith 1-0-1, E.Johnson 0-1-1, R.Johnson 0-1-1. SKS.-YDS.: None. INT.-YDS.: None. PD: McDowell 2, Kinard 1, Lathon 1. FF: None. FR-YDS.: None.

Cincinnati (press box stats) — ST-AT-TT: Thomas 6-1-7, Bussey 5-0-5, Grant 3-1-4, Francis 3-0-3, Jones 2-1-3, Krumrie 2-1-3, Fulcher 0-3-3, Billups 2-0-2, Carter 1-0-1. SKS.-YDS.: (team) 1-6. INT.-YDS.: Fulcher 1-43. PD: Fulcher 2, Grant 2, Billups 1, Francis 1, Jones 1. FF: None. FR-YDS.: Francis 1-0.

1990 SEASON

AFC DIVISIONAL PLAYOFF

L.A. Raiders 20, Cincinnati Bengals 10  
Sunday, Jan. 13, 1991 at Los Angeles Coliseum

Los Angeles QB Jay Schroeder, who would join the Bengals as a free agent in 1993, threw two TD passes to help the Raiders defeat Cincinnati and advance to the AFC Championship game. Cincinnati scored first on Jim Breech's 27-yard FG in the second quarter, but Schroeder hit WR Mervyn Fernandez with a 13-yard scoring strike to give Los Angeles a 7-3 halftime lead. The Raiders increased their lead to 10-3 on K Jeff Jaeger's 49-yard FG in the third quarter, and put the game away with 10 unanswered fourth-quarter points on a 41-yard Schroeder pass to TE Ethan Horton and a 25-yard Jaeger FG. The Raiders rushed for 235 yards, including 140 on 21 carries by RB Marcus Allen. DE Greg Townsend had three of the Raiders' four sacks. Raiders RB Bo Jackson, a popular two-sport professional athlete who also played Major League Baseball, rushed for 77 yards on six carries. This game, however, is best remembered by many as the contest that ended Jackson's NFL career. He suffered a hip injury on a tackle by Cincinnati LB Kevin Walker in the third quarter and, though the injury was not considered particularly severe at the time, Jackson never fully recovered to play in the NFL again.

SCORE BY PERIODS table with columns 1, 2, 3, 4, OT, PTS. Cincinnati 0, 3, 0, 7, —, 10. L.A. Raiders 0, 7, 3, 10, —, 20.

TEAM — SCORING PLAY QTR.-LEFT table listing plays like Breech 27 field goal 2-12:07, Fernandez 13 pass from Schroeder (Jaeger kick) 2-7:29, etc.

Missed FGs: None. Attendance: 92,045. Time: 2:35.

TEAM STATISTICS CIN. LARaid. table with rows for First downs, Third down conversions-attempts, Total net yards, etc.

RUSHING CIN. LARaid. table with columns ATT, YDS, LG, TD. Woods 11, 73, 18, 0. Brooks 11, 26, 5, 0. Ball 5, 14, 6, 0.

PASSING CIN. LARaid. table with columns ATT, CMP, YDS, TD-I. Esiason 15, 8, 104, 1-0. Schroeder 21, 11, 172, 2-1. TOTALS 15, 8, 104, 1-0.

RECEIVING CIN. LARaid. table with columns NO, YDS, LG, TD. Holman 2, 51, 40, 0. Brown 2, 18, 15, 0. Brooks 1, 22, 22, 0.

DEFENSE CIN. LARaid. table with columns NO, YDS, LG, TD. Holman 2, 51, 40, 0. Brown 2, 18, 15, 0.

Cincinnati (press box stats) — ST-AT-TT: Bussey 7-0-7, Fulcher 5-1-6, Grant 4-1-5, Walker 4-1-5, Zander 4-1-5, Francis 3-2-5, Krumrie 4-0-4, McClendon 3-1-4, White 3-0-3, Billups 2-0-2, Thomas 2-0-2, Wilcots 1-1-2, Buck 1-0-1, Jones 1-0-1. SKS.-YDS.: Zander 1-10, Grant 1-5, Buck 1-3. INT.-YDS.: Fulcher 1-11. PD: Fulcher 2, Thomas 1, Wilcots 1, Zander 1. FF: None. FR-YDS.: None.

L.A. Raiders (press box stats) — ST-AT-TT: Ellison 10-1-11, Benson 5-4-9, Golic 5-4-9, Anderson 3-3-6, Harden 4-1-5, Townsend 4-0-4, Davis 3-1-4, McDaniel 3-0-3, Long 2-1-3, Gordon 1-1-2, Robinson 1-0-1, Washington 0-1-1. SKS.-YDS.: Townsend 3-36, Long 1-10. INT.-YDS.: None. PD: Anderson 1, Benson 1, Ellison. FF: None. FR-YDS.: None.

**2005 SEASON**

**AFC WILD CARD PLAYOFF**

**Pittsburgh Steelers 31, Cincinnati Bengals 17  
Sunday, Jan. 8, 2006 at Paul Brown Stadium**

The atmosphere was super-charged at Paul Brown Stadium as the AFC North Champion Bengals made their first postseason appearance in 15 years. But Cincinnati was dealt a devastating blow on its second offensive play, as QB Carson Palmer was lost to a serious knee injury while completing his first NFL postseason pass — a club postseason-record 66 yards to WR Chris Henry. Backup QB Jon Kitna took over for Palmer and helped Cincinnati earn a 17-14 halftime lead, but Pittsburgh owned the second half. The Bengals' offense had just six first downs and 105 net yards in the final two periods and failed to score another point. The Steelers used a botched snap on a Bengals FG attempt and two INTs thrown by Kitna to control the second half and claim the first-ever postseason meeting between the divisional rivals. Pittsburgh, which finished second to the Bengals in the AFC North and entered the playoffs as No. 6-seeded Wild Card, went on to win Super Bowl XL.

SCORE BY PERIODS	1	2	3	4	OT	PTS.
Pittsburgh	0	14	14	3	—	31
Cincinnati	10	7	0	0	—	17

TEAM — SCORING PLAY	QTR.-LEFT
Cin. — S.Graham 23 field goal	1-6:54
Cin. — R.Johnson 20 run (S.Graham kick)	1-1:09
Pitt. — W.Parker 19 pass from B.Roethlisberger (J.Reed kick)	2-13:11
Cin. — T.Houshmandzadeh 7 pass from J.Kitna (S.Graham kick)	2-6:13
Pitt. — H.Ward 5 pass from B.Roethlisberger (J.Reed kick)	2-3:48
Pitt. — J.Bettis 5 run (J.Reed kick)	3-5:12
Pitt. — C.Wilson 43 pass from B.Roethlisberger (J.Reed kick)	3-1:13
Pitt. — J.Reed 21 field goal	4-10:29

Missed FGs: None. Attendance: 65,870. Time: 3:03.

TEAM STATISTICS	PITT.	CIN.
First downs	19	19
Third down conversions-attempts	6-11	9-16
Total net yards	346	327
Net yards rushing	144	84
Net yards passing	202	243
Pass attempts-completions-interceptions	21-14-0	41-25-2
Sacks against-yards lost	1-6	4-20
Punts-average	3-47.0	3-43.7
Punt returns-yards	2-21	2-15
Kickoff returns-yards	4-94	6-127
Penalties-yards	6-39	7-90
Fumbles-lost	0-0	2-0
Time of possession	28:57	31:03

**RUSHING**

PITT.	ATT	YDS	LG	TD	CIN.	ATT	YDS	LG	TD
J.Bettis	10	52	25	1	R.Johnson	13	56	20t	1
V.Haynes	3	46	26	0	J.Kitna	4	25	12	0
W.Parker	16	38	7	0	C.Perry	2	3	2	0
A.Randle El	1	5	5	0	K.Larson	1	0	0	0
B.Roethlisberger	4	3	6	0					
TOTALS	34	144	26	1	TOTALS	20	84	20t	1

**PASSING**

PITT.	ATT	CMP	YDS	TD-I	CIN.	ATT	CMP	YDS	TD-I
B.Roethlisberger	19	14	208	3-0	J.Kitna	40	24	197	1-2
J.Bettis	1	0	0	0-0	C.Palmer	1	1	66	0-0
A.Randle El	1	0	0	0-0					
TOTALS	21	14	208	3-0	TOTALS	41	25	263	1-2

**RECEIVING**

PITT.	NO	YDS	LG	TD	CIN.	NO	YDS	LG	TD
C.Wilson	3	104	54	1	C.Perry	6	11	6	0
W.Parker	3	41	19t	1	K.Walter	5	73	24	0
H.Miller	2	15	9	0	C.Johnson	4	59	24	0
A.Randle El	2	15	15	0	T.Houshmandzadeh	4	25	8	1
H.Ward	2	10	5t	1	R.Johnson	2	14	11	0
V.Haynes	1	14	14	0	M.Schobel	2	11	8	0
J.Tuman	1	9	9	0	C.Henry	1	66	66	0
					R.Kelly	1	4	4	0
TOTALS	14	208	54	3	TOTALS	25	263	66	1

**DEFENSE**

Pittsburgh (press box stats) — ST-AT-TT: T.Carter 7-0-7, L.Foote 4-3-7, D.Townsend 5-1-6, T.Polamalu 4-2-6, J.Farrior 3-1-4, C.Haggans 2-2-4, I.Taylor 3-0-3, C.Hope 1-2-3, A.Smith 1-2-3, J.Porter 0-3-3, C.Hampton 2-0-2, C.Hoke 1-1-2, B.McFadden 1-0-1, S.Morey 1-0-1, T.Kirschke 1-0-1, A.Frazier 0-1-1. SKS.-YDS.: C.Hoke 1-2, L.Foote 0.5-4.5, C.Haggans 0.5-4.5, T.Polamalu 0.5-2.5, J.Porter 0.5-2.5, (team) 1-4. INT.-YDS.: J.Farrior 1-22, T.Polamalu 1-4, C.Hope 0-5. PD: I.Taylor 2, D.Townsend 2, J.Farrior 1, C.Hope 1, T.Polamalu 1. FF: None. FR-YDS.: None.

Cincinnati (press box stats) — ST-AT-TT: D.Pollack 5-3-8, O.Thurman 3-5-8, K.Kaesviharn 4-2-6, I.Ohaletle 4-0-4, D.O'Neal 4-0-4, T.James 3-1-4, B.Simmons 3-1-4, J.Smith 3-1-4, R.Geathers 2-0-2, L.Johnson 0-2-2, B.Robinson 1-0-1, R.Bauman 0-1-1, H.Navies 0-1-1, S.Smith 0-1-1. SKS.-YDS.: D.Pollack 1-6. INT.-YDS.: None. PD: R.Geathers 1, D.O'Neal 1. FF: None. FR-YDS.: None.

**2009 SEASON**

**AFC WILD CARD PLAYOFF**

**N.Y. Jets 24, Cincinnati Bengals 14  
Saturday, Jan. 9, 2010 at Paul Brown Stadium**

In a Wild Card Playoff that was relatively even in most statistical categories, the AFC North Champion Bengals were minus-two in turnover differential and could not hold an early lead against the visiting Jets. Cincinnati led 7-0 after the first quarter, on an 11-yard TD pass from QB Carson Palmer to WR Laveranues Coles, but New York gained a 14-7 halftime lead with two scores in a span of less than six minutes in the second quarter. Possession for the go-ahead TD drive was gained by the Jets on an INT by Pro Bowl CB Darrelle Revis. The Bengals' second-half comeback efforts were crippled by missed FG attempts of 35 and 28 yards by K.Shayne Graham. Bengals HB Cedric Benson scored on a 47-yard run in the fourth quarter, and his 169 rushing yards for the game set a Bengals postseason record. The Jets defeated the San Diego Chargers in their Divisional Playoff the following week to advance to the AFC Championship game, where they lost to the Indianapolis Colts.

SCORE BY PERIODS	1	2	3	4	OT	PTS.
N.Y. Jets	0	14	7	3	—	24
Cincinnati	7	0	0	7	—	14

TEAM — SCORING PLAY	QTR.-LEFT
Cin. — L.Coles 11 pass from C.Palmer (S.Graham kick)	1-7:07
NYJ — S.Greene 39 run (J.Feely kick)	2-11:52
NYJ — D.Keller 45 pass from M.Sanchez (J.Feely kick)	2-6:19
NYJ — T.Jones 9 run (J.Feely kick)	3-2:18
Cin. — C.Benson 47 run (S.Graham kick)	4-11:04
NYJ — J.Feely 20 field goal	4-5:47

Missed FGs: S.Graham (35WL, 28WR). Attendance: 63,686. Time: 3:02.

TEAM STATISTICS	NYJ	CIN.
First downs	15	18
Third down conversions-attempts	3-12	5-14
Total net yards	353	281
Net yards rushing	171	171
Net yards passing	182	110
Pass attempts-completions-interceptions	15-12-0	36-18-1
Sacks against-yards lost	0-0	3-36
Punts-average	7-31.4	4-48.0
Punt returns-yards	2-26	1-23
Kickoff returns-yards	3-56	5-128
Penalties-yards	9-76	6-55
Fumbles-lost	0-0	2-1
Time of possession	33:02	26:58

**RUSHING**

NYJ	ATT	YDS	LG	TD	CIN.	ATT	YDS	LG	TD
S.Greene	21	135	39t	1	C.Benson	21	169	47t	1
T.Jones	15	34	9t	1	C.Palmer	1	2	2	0
B.Smith	2	4	2	0					
M.Sanchez	3	-2	0	0					
TOTALS	41	171	39t	2	TOTALS	22	171	47t	1

**PASSING**

NYJ	ATT	CMP	YDS	TD-I	CIN.	ATT	CMP	YDS	TD-I
M.Sanchez	15	12	182	1-0	C.Palmer	36	18	146	1-1
TOTALS	15	12	182	1-0	TOTALS	36	18	146	1-1

**RECEIVING**

NYJ	NO	YDS	LG	TD	CIN.	NO	YDS	LG	TD
J.Cotchery	6	67	18	0	L.Coles	6	48	13	1
D.Keller	3	99	45t	1	Q.Cosby	3	26	14	0
B.Edwards	2	15	16	0	C.Benson	3	12	5	0
B.Smith	1	1	1	0	C.Johnson	2	28	19	0
					A.Caldwell	2	25	13	0
					B.Leonard	2	7	6	0
TOTALS	12	182	45t	1	TOTALS	18	146	19	1

**DEFENSE**

N.Y. Jets (press box stats) — ST-AT-TT: B.Thomas 7-0-7, S.Ellis 5-1-6, L.Sheppard 5-1-6, B.Scott 2-3-5, D.Harris 3-1-4, C.Pace 3-1-4, J.Leonhard 2-2-4, D.Revis 2-1-3, D.Coleman 2-0-2, D.Lowery 1-1-2, M.Douglas 0-2-2, K.Rhodes 0-2-2, J.Ihedigbo 1-0-1, M.Devito 0-1-1, H.Green 0-1-1, S.Pouha 0-1-1. SKS.-YDS.: J.Leonhard 1-18, S.Ellis 1-10, B.Thomas 1-8. INT.-YDS.: D.Revis 1-20. PD: D.Lowery 2, L.D.Revis 1, B.Scott 1, Sheppard 1, B.Thomas 1. FF: J.Leonhard 1, B.Thomas 1. FR-YDS.: S.Ellis 1-0.

Cincinnati (press box stats) — ST-AT-TT: C.Ndukwe 7-3-10, Dh.Jones 4-3-7, L.Hall 4-2-6, J.Joseph 3-2-5, T.Johnson 2-3-5, J.Fanene 4-0-4, C.Crocker 3-1-4, K.Rivers 3-1-4, B.Johnson 1-3-4, D.Peko 1-3-4, R.Geathers 1-2-3, M.Trent 1-1-2. SKS.-YDS.: None. INT.-YDS.: None. PD: B.Johnson 2. FF: None. FR-YDS.: None.

2011 SEASON

AFC WILD CARD PLAYOFF

Houston Texans 31, Cincinnati Bengals 10  
Saturday, Jan. 7, 2012 at Reliant Stadium

The visiting Bengals set the tone early with a one-yard Cedric Benson TD, a Mike Nugent FG and a strong defensive first half. But big plays would prove to be the difference in the game, and Houston had plenty. With 52 seconds left in the first half, Texans DE J.J. Watt intercepted an Andy Dalton pass and returned it 29 yards for a TD, stirring an already-raucous Reliant Stadium crowd. Trailing 17-10 entering the second half, the Bengals briefly kept the game close, but the Texans pulled ahead 24-10 when WR Andre Johnson scored on a 40-yard reception with 1:08 left in the third quarter. With 5:15 left in the contest, Texans RB Arian Foster, who had a game-high 152 rushing yards, ran 42 yards down the right sideline for a TD that completed the scoring. Bengals QB and Houston area native Andy Dalton passed 27-for-42 for 257 yards, but had three INTs. Houston advanced to the divisional round of the playoffs with the win, but lost to the Baltimore Ravens in that game, 20-13.

SCORE BY PERIODS	1	2	3	4	OT	PTS.
Cincinnati.....	7	3	0	0	—	10
Houston.....	7	10	7	7	—	31

TEAM — SCORING PLAY	QTR.-LEFT
Cin. — C.Benson 1 run (M.Nugent kick).....	1-7:34
Hou. — A.Foster 8 run (N.Rackers kick).....	1-4:57
Cin. — M.Nugent 37 field goal.....	2-7:09
Hou. — N.Rackers 39 field goal.....	2-1:48
Hou. — J.Watt 29 interception return (N.Rackers kick).....	2-0:52
Hou. — A.Johnson 40 pass from T.Yates (N. Rackers kick).....	3-1:08
Hou. — A.Foster 42 run (N.Rackers kick).....	4-5:15

Missed FGs: M.Nugent (50WR). Attendance: 71,725. Time: 3:04.

TEAM STATISTICS	CIN.	HOU.
First downs.....	21	19
Third down conversions-attempts.....	6-13	6-12
Total net yards.....	300	340
Net yards rushing.....	76	188
Net yards passing.....	224	152
Pass attempts-completions-interceptions.....	42-27-3	20-11-0
Sacks against-yards lost.....	4-33	2-7
Punts-average.....	3-48.3	5-50.2
Punt returns-yards.....	3-20	3-12
Kickoff returns-yards.....	1-22	0-0
Penalties-yards.....	3-25	5-87
Fumbles-lost.....	1-0	0-0
Time of possession.....	30:17	29:43

RUSHING

CIN.	ATT	YDS	LG	TD	HOU.	ATT	YDS	LG	TD
B.Leonard	3	34	19	0	A.Foster	24	153	42t	2
A.Dalton	3	17	15	0	B.Tate	9	37	9	0
C.Benson	7	14	7	1	J.Casey	1	0	0	0
B.Scott	6	11	4	0	T.Yates	1	-2	-2	0
TOTALS	19	76	19	1	TOTALS	35	188	42t	2

PASSING

CIN.	ATT	CMP	YDS	TD-I	HOU.	ATT	CMP	YDS	TD-I
A.Dalton	42	27	257	0-3	T.Yates	20	11	159	1-0
TOTALS	42	27	257	0-3	TOTALS	20	11	159	1-0

RECEIVING

CIN.	NO	YDS	LG	TD	HOU.	NO	YDS	LG	TD
B.Leonard	6	36	16	0	A.Johnson	5	90	40t	1
A.Green	5	47	21	0	A.Foster	3	29	15	0
J.Gresham	5	46	16	0	O.Daniels	2	29	21	0
J.Simpson	3	33	16	0	K.Walter	1	11	11	0
B.Scott	3	29	11	0					
R.Whalen	2	24	20	0					
D.Lee	1	36	36	0					
A.Hawkins	1	8	8	0					
C.Benson	1	-2	-2	0					
TOTALS	27	257	36	0	TOTALS	11	159	40t	1

DEFENSE

Cincinnati (press box stats) — ST-AT-TT: T.Howard 6-0-6, J.Fanene 5-1-6, R.Nelson 5-1-6, M.Lawson 4-1-5, A.Jones 4-0-4, D.Peko 4-0-4, G.Atkins 3-1-4, N.Clements 3-1-4, R.Geathers 2-1-3, R.Mauluga 1-2-3, C.Crocker 2-0-2, K.Jennings 2-0-2, F.Rucker 1-1-2, C.Dunlap 1-0-1, D.Skuta 1-0-1. SKS.-YDS.: R.Nelson 1-7, G.Atkins 1-0. INT.-YDS.: None. PD: N.Clements 1, C.Crocker 1, J.Fanene 1. FF: None. FR-YDS.: None.

Houston (press box stats) — ST-AT-TT: B.Cushing 5-3-8, D.Manning 5-2-7, J.Joseph 6-0-6, A.Smith 5-0-5, G.Quin 4-1-5, J.Allen 3-2-5, B.Reed 3-2-5, K.Jackson 3-1-4, E.Mitchell 3-1-4, D.Ryans 2-2-4, C.Barwin 3-0-3, S.Cody 1-2-3, J.Watt 2-0-2, T.Jamison 1-1-2, Q.Demps 1-0-1, T.Dobbins 1-0-1. SKS.-YDS.: E.Mitchell 1-9, B.Reed 1-9, A.Smith 1-8, J.Watt 1-7. INT.-YDS.: J.Watt 1-29, D.Manning 1-0, J.Joseph 1-(-1). PD: J.Joseph 2, B.McCain 2, J.Allen 1, T.Jamison 1, D.Manning 1, E.Mitchell 1, J.Watt 1. FF: None. FR-YDS.: None.

2012 SEASON

AFC WILD CARD PLAYOFF

Houston Texans 19, Cincinnati Bengals 13  
Sunday, Jan. 5, 2013 at Reliant Stadium

The Bengals were outgained 420-198 and had only 21:11 possession time, but they hung in against the favored Texans on the strength of a defensive TD and excellent defense in the red zone. Cincinnati had a first down at the Houston 35 with 3:40 to play, looking for a TD for the lead, but the offense could get no farther, and Houston ran out the clock after Cincinnati surrendered the ball on downs. The Bengals got their lone TD on a 21-yard Leon Hall INT return in the second quarter, a play that gave Cincinnati a 7-6 lead. The defense overall was in a bend-but-not-break mode, allowing four red-zone penetrations but forcing the Texans to settle for one TD and three FGs. Houston RB Arian Foster was the day's outstanding individual performer, rushing for 140 yards on 32 carries.

SCORE BY PERIODS	1	2	3	4	OT	PTS.
Cincinnati.....	0	7	3	3	—	13
Houston.....	3	6	7	3	—	19

TEAM — SCORING PLAY	QTR.-LEFT
Hou. — S.Graham 48 field goal.....	1-7:49
Hou. — S.Graham 27 field goal.....	2-13:07
Cin. — L.Hall 21 interception return (J.Brown kick).....	2-9:30
Hou. — S.Graham 22 field goal.....	2-2:19
Hou. — A.Foster 1 run (S.Graham kick).....	3-10:31
Cin. — J.Brown 34 field goal.....	3-7:48
Hou. — S.Graham 24 field goal.....	4-14:17
Cin. — J.Brown 47 field goal.....	4-9:03

Missed FGs: None. Attendance: 71,738. Time: 3:03.

TEAM STATISTICS	CIN.	HOU.
First downs.....	12	24
Third down conversions-attempts.....	0-9	8-17
Total net yards.....	198	420
Net yards rushing.....	80	158
Net yards passing.....	118	262
Pass attempts-completions-interceptions.....	30-14-1	38-29-1
Sacks against-yards lost.....	2-9	0-0
Punts-average.....	5-46.6	3-42.0
Punt returns-yards.....	3-12	2-14
Kickoff returns-yards.....	6-156	2-47
Penalties-yards.....	5-51	7-55
Fumbles-lost.....	1-0	0-0
Time of possession.....	21:11	38:49

RUSHING

CIN.	ATT	YDS	LG	TD	HOU.	ATT	YDS	LG	TD
B.Green-Ellis	11	63	29	0	A.Foster	32	140	17	1
A.Dalton	4	15	12	0	K.Martin	1	16	16	0
B.Leonard	1	2	2	0	M.Schaub	4	1	2	0
					B.Tate	2	1	1	0
TOTALS	16	80	29	0	TOTALS	39	158	17	1

PASSING

CIN.	ATT	CMP	YDS	TD-I	HOU.	ATT	CMP	YDS	TD-I
A.Dalton	30	14	127	0-1	M.Schaub	38	29	262	0-1
TOTALS	30	14	127	0-1	TOTALS	38	29	262	0-1

RECEIVING

CIN.	NO	YDS	LG	TD	HOU.	NO	YDS	LG	TD
A.Green	5	80	45	0	O.Daniels	9	91	19	0
M.Jones	3	34	15	0	A.Foster	8	34	13	0
A.Hawkins	2	15	8	0	A.Johnson	4	62	22	0
J.Gresham	2	7	6	0	K.Walter	4	26	12	0
B.Green-Ellis	2	-9	-3	0	G.Graham	3	29	20	0
					J.Casey	1	20	20	0
TOTALS	14	127	45	0	TOTALS	29	262	22	0

DEFENSE

Cincinnati (press box stats) — ST-AT-TT: R.Nelson 9-1-10, R.Mauluga 6-4-10, N.Clements 8-1-9, T.Newman 7-0-7, V.Burfict 4-2-6, L.Hall 4-0-4, P.Sims 4-0-4, D.Peko 3-1-4, R.Geathers 2-2-4, C.Dunlap 2-1-3, G.Atkins 1-2-3, M.Lawson 2-0-2, M.Johnson 1-1-2, E.Lamur 1-1-2, A.Jones 1-0-1, D.Skuta 1-0-1, W.Gilberry 0-1-1. SKS.-YDS.: None. INT.-YDS.: L.Hall 1-21. PD: L.Hall 1, A.Jones 1, T.Newman 1. FF: None. FR-YDS.: None.

Houston (press box stats) — ST-AT-TT: J.Joseph 5-0-5, J.Watt 5-0-5, B.James 4-0-4, S.Keo 2-2-4, B.Reed 3-0-3, C.Barwin 2-0-2, K.Jackson 2-0-2, G.Quin 2-0-2, A.Smith 2-0-2, B.Harris 1-0-1, D.Manning 1-0-1, E.Mitchell 1-0-1, B.Ruud 1-0-1. SKS.-YDS.: J.Watt 1-9, B.Reed 1-0. INT.-YDS.: J.Joseph 1-14. PD: G.Quin 3, K.Jackson 2, J.Joseph 2, J.Watt 2, C.Barwin 1, B.Harris 1. FF: None. FR-YDS.: None.



2013 SEASON

AFC WILD CARD PLAYOFF

San Diego Chargers 27, Cincinnati Bengals 10 Sunday, Jan. 5, 2014 at Paul Brown Stadium

The AFC North Division champion Bengals piled up a 439-318 yardage edge in their Wild Card playoff vs. San Diego, but the Chargers won with relative ease while posting a plus-four edge in turnover differential (four takeaways, no giveaways). The Bengals held a 10-7 halftime lead, but San Diego went ahead on an 80-yard TD drive on its first possession of the third quarter. The Chargers added a third-quarter FG after Bengals QB Andy Dalton lost a fumble, and the Chargers tacked on a fourth-quarter TD following an INT. The Bengals' lone TD came on a four-yard second-quarter pass from Dalton to TE Jermaine Gresham. WR Marvin Jones set a Bengals postseason record with 130 receiving yards, topping a former mark of 120 by Cris Collinsworth, and Dalton's 334 passing yards were second-most in Bengals postseason annals. The Chargers, a Wild Card playoff entry, advanced to a Divisional round game at New England.

SCORE BY PERIODS table with columns 1, 2, 3, 4, OT, PTS. Rows for San Diego and Cincinnati.

TEAM — SCORING PLAY table with columns QTR.-LEFT. Lists plays like D.Woodhead 5 run, J.Gresham 4 pass, M.Nugent 46 field goal, etc.

Missed FGs: None. Attendance: 62,277. Time: 3:10.

TEAM STATISTICS table with columns S.D., CIN. Rows include First downs, Third down conversions, Total net yards, etc.

RUSHING table with columns S.D., CIN. Rows include R.Brown, D.Woodhead, R.Mathews, etc.

PASSING table with columns S.D., CIN. Rows include P.Rivers, A.Dalton, etc.

RECEIVING table with columns S.D., CIN. Rows include L.Green, K.Allen, D.Woodhead, etc.

DEFENSE

San Diego (press box stats) — ST-AT-TT: D.Butler 9-3-12, M.Te'o 3-4-7, J.Addae 4-1-5, M.Gilchrist 3-2-5, J.Johnson 3-2-5, C.Liugat 3-2-5, R.Walker 3-2-5, E.Weddle 3-2-5, S.Wright 3-2-5, M.Ingram 0-3-3, R.Marshall 2-0-2, C.Thomas 2-0-2, D.Stuckey 1-1-2, L.Guy 1-0-1, K.Reyes 0-1-1. SKS.-YDS.: J.Johnson 1-4, C.Thomas 1-3, C.Liugat 1-1. INT.-YDS.: S.Wright 1-30, M.Ingram 1-3. PD: D.Stuckey 2, M.Ingram 1, K.Reyes 1, E.Weddle 1, S.Wright 1. FF: D.Butler 1. FR-YDS.: R.Marshall 1-13, J.Addae 1-0.

Cincinnati (press box stats) — ST-AT-TT: R.Mauluga 12-3-15, A.Jones 7-0-7, V.Burfit 2-5-7, B.Thompson 3-2-5, R.Nelson 4-0-4, C.Dunlap 2-2-4, J.Harrison 3-0-3, W.Gilberry 2-1-3, G.Iloka 2-0-2, D.Kirkpatrick 2-0-2, D.Peko 2-0-2, C.Crocker 1-1-2, M.Johnson 1-0-1. SKS.-YDS.: V.Burfit 0.5-3, C.Crocker 0.5-3. INT.-YDS.: None. PD: None. FF: None. FR-YDS.: None.

2014 SEASON

AFC WILD CARD PLAYOFF

Indianapolis Colts 26, Cincinnati Bengals 10 Sunday, Jan. 4, 2015 at Lucas Oil Stadium

Significantly depleted in their receiving corps, the Bengals were no match for AFC South champion Colts. Indianapolis QB Andrew Luck passed for 376 yards, re-setting a Bengals opponent playoff record previously held by QB Joe Montana from Super Bowl XXIII (357). The Colts totaled 482 yards to Cincinnati's 254. The Bengals moved the ball well on their first two possessions and were tied 7-7 late in the first quarter, after a 74-yard TD drive. At halftime, Cincinnati trailed by only 13-10, thanks to a 57-yard Mike Nugent FG near the end of the second quarter. The 57-yarder was a Bengals postseason record by 10 yards and topped by two yards the team regular-season record of 55 that Nugent shared with K Chris Bahr. But the Bengals managed only 98 net yards and no points in the second half, while the Colts struck for a Luck 36-yard TD pass and two FGs by K Adam Vinatieri. The Bengals played without their top two leaders in receptions — WR A.J. Green (concussion) and TE Jermaine Gresham (back strain).

SCORE BY PERIODS table with columns 1, 2, 3, 4, OT, PTS. Rows for Cincinnati and Indianapolis.

TEAM — SCORING PLAY table with columns QTR.-LEFT. Lists plays like D.Herron 2 run, J.Hill 1 run, A.Vinatieri 38 field goal, etc.

Missed FGs: None. Attendance: 63,385. Time: 3:06.

TEAM STATISTICS table with columns CIN., IND. Rows include First downs, Third down conversions, Total net yards, etc.

RUSHING table with columns CIN., IND. Rows include J.Hill, A.Dalton, R.Burkhead, G.Bernard, etc.

PASSING table with columns CIN., IND. Rows include A.Dalton, etc.

RECEIVING table with columns CIN., IND. Rows include G.Bernard, R.Hewitt, R.Burkhead, M.Sanu, K.Brock, etc.

DEFENSE

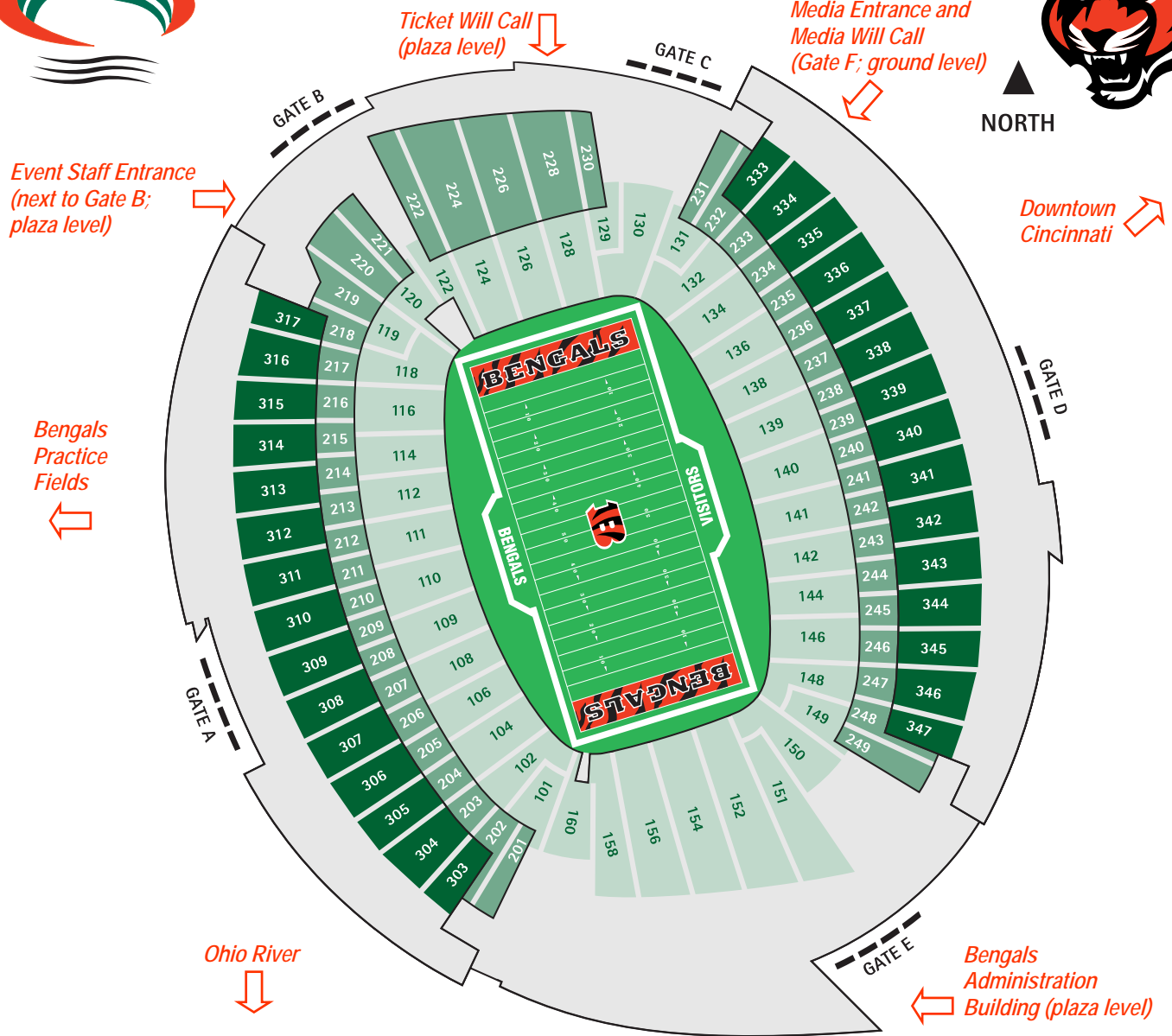
Cincinnati (coaches' stats) — ST-AT-TT: V.Rey 5-6-11, E.Lamur 6-0-6, A.Jones 4-2-6, R.Nelson 4-1-5, M.Flowers 3-2-5, G.Iloka 2-3-5, B.Thompson 2-2-4, T.Newman 3-0-3, G.Atkins 2-1-3, D.Kirkpatrick 2-1-3, D.Peko 1-2-3, D.Dennard 2-0-2, R.Mauluga 2-0-2, C.Dunlap 1-1-2, L.Hall 1-1-2, W.Gilberry 0-2-2, M.Hunt 0-2-2. SKS.-YDS.: G.Atkins 0.5-4, M.Hunt 0.5-4. INT.-YDS.: None. PD: L.Hall 1, D.Kirkpatrick 1, R.Mauluga 1, T.Newman 1. FF: D.Dennard 1, V.Rey 1. FR-YDS.: R.Nelson 1-6.

Indianapolis (press box stats) — ST-AT-TT: J.Freeman 7-8-15, M.Adams 7-2-9, D.Jackson 2-4-6, V.Davis 4-0-4, L.Landry 1-2-3, G.Toler 2-0-2, E.Walden 2-0-2, D.Butler 1-1-2, C.Redding 1-1-2, A.Jones 0-2-2, J.Chapman 1-0-1, M.Hughes 1-0-1, R.Jean Francois 0-1-1, J.Nydoms 0-1-1. SKS.-YDS.: J.Freeman 1.5-5.5, C.Redding 1-3, R.Jean Francois 0.5-2.5. INT.-YDS.: None. PD: G.Toler 3, C.Redding 2, M.Adams 1, V.Davis 1, D.Jackson 1, E.Walden 1. FF: J.Freeman 1. FR-YDS.: M.Hughes 1-0.





# Paul Brown Stadium Seating Diagram and Ticket Information



Paul Brown Stadium seats 65,515 for Bengals games. Ticket information is available online by visiting [www.bengals.com](http://www.bengals.com). Fans can purchase tickets, which range in price from \$40-\$100, in any of the following three ways:

- 1) By telephone by contacting the Bengals ticket office at 513-621-TDTD (8383) or TicketMaster at 1-800-745-3000.
- 2) Online by visiting [www.bengals.com](http://www.bengals.com) or [www.ticketmaster.com](http://www.ticketmaster.com).
- 3) In person from 9 a.m.-5 p.m. Monday through Friday at the Bengals ticket office, located in the team's administrative offices on the Plaza Level near Gate E on the southeast side of the stadium. On game days, the ticket office is located on the Plaza Level between Gates B and C on the north side of the stadium, opening four hours prior to kickoff for day-of-game ticket purchases. Tickets also can be purchased in person at any area TicketMaster outlet.

For information about season tickets, contact the Bengals ticket office at 513-621-TDTD (8383) or visit [www.bengals.com](http://www.bengals.com). For information about club seats, private suites and hospitality opportunities, contact the team's premium seat sales department at the same number or visit [www.bengals.com](http://www.bengals.com).

Paul Brown Stadium seating elevations are divided into three primary levels. The capacities and price ranges:

SEATING AREA	*NO. OF SEATS	*TICKET PRICE
Field Level (light green sections in above diagram) .....	28,385	\$65-\$100
Club Level (medium green; includes private suites).....	17,800	\$50-\$85
Canopy Level (dark green).....	19,330	\$40-\$80
	<b>65,515</b>	

*\*NOTE: Price ranges listed are for non-premium, single-game tickets only. For information about the pricing of club seats, private suites and hospitality opportunities, contact the Bengals' premium seat sales department at 513-621-TDTD (8383). The stadium capacity listed does not include additional standing room seats in private suites, or wheelchair-accessible seating locations.*



# CINCINNATI BENGALS

One Paul Brown Stadium, Cincinnati, Ohio 45202

Administrative Offices: (513) 621-3550 | FAX: (513) 621-3570

Bengals Ticket Hotline: (513) 621-8383 | Toll-free Ticket Hotline: (866) 621-8383

[www.bengals.com](http://www.bengals.com)

## 2015 SCHEDULE

### Preseason

DAY	DATE	OPPONENT	TIME
Fri.	Aug. 14	N.Y. GIANTS	7:30 p.m.
Mon.	Aug. 24	at Tampa Bay (ESPN)	8 p.m.
Sat.	Aug. 29	CHICAGO	7:30 p.m.
Thurs.	Sept. 3	at Indianapolis	7 p.m.

### Regular season

DAY	DATE	OPPONENT	TIME
Sun.	Sept. 13	at Oakland	4:25 p.m.
Sun.	Sept. 20	SAN DIEGO	1 p.m.
Sun.	Sept. 27	at Baltimore	1 p.m.
Sun.	Oct. 4	KANSAS CITY	1 p.m.
Sun.	Oct. 11	SEATTLE*	1 p.m.
Sun.	Oct. 18	at Buffalo*	1 p.m.
Sun.	Oct. 25	— BYE —	
Sun.	Nov. 1	at Pittsburgh*	1 p.m.
Thurs.	Nov. 5	CLEVELAND (NFL Network)	8:25 p.m.
Mon.	Nov. 16	HOUSTON (ESPN)	8:30 p.m.
Sun.	Nov. 22	at Arizona*	4:05 p.m.
Sun.	Nov. 29	ST. LOUIS*	1 p.m.
Sun.	Dec. 6	at Cleveland*	1 p.m.
Sun.	Dec. 13	PITTSBURGH*	1 p.m.
Sun.	Dec. 20	at San Francisco (NBC)*	8:30 p.m.
Mon.	Dec. 28	at Denver (ESPN)	8:30 p.m.
Sun.	Jan. 3	BALTIMORE*	1 p.m.

All times are Eastern.

An asterisk (\*) denotes a game subject to flexible scheduling.